


1-2-3 Draw

DINOSAURS

and other Prehistoric Animals

A step
by step
guide



by
Freddie
Levin




1-2-3 Draw

DINOSAURS

and other prehistoric animals

by

Freddie Levin



Peel Productions, Inc.

Before you begin

You will need:

1. a pencil
2. an eraser
3. a pencil sharpener
4. lots of paper (recycle and re-use!)
5. colored pencils
6. a folder for saving work
7. a comfortable place to draw
8. good light

Now let's begin...!



Copyright ©2001 Freddie Levin.
All rights reserved, including the right of reproduction in
whole or in part, in any form.
Published by Peel Productions, Inc.
Printed in Hong Kong.

Cataloging-in-Publication Data
Levin, Freddie.

1-2-3 draw dinosaurs and other prehistoric animals /
by Freddie Levin. p. cm.
Includes index.
ISBN 0-939217-41-4 (pbk.)
1. Dinosaurs in art--Juvenile literature. 2. Drawing--
Technique--Juvenile literature. I. Title. II. Title.

NC780.5 .L48 2000
743.6--dc21

00-057450

Distributed to the trade and art
markets in North America by

NORTH LIGHT BOOKS,
an imprint of F&W Publications, Inc.
4700 East Galbraith Road
Cincinnati, OH 45236

(800) 289-0963

Contents

Circles, Ovals and Eggs	4
What Color Were the Dinosaurs?	5
Dinosaurs	6–41
Other Prehistoric Animals	42–59
Create Your Own Dinosaurs	60
Time Line	62
About Dinosaurs	63
Index	64

Important drawing tip number 1:

*** Draw lightly at first, so you can erase extra lines. ***

Important drawing tip number 2:

*** Have fun drawing dinosaurs and other prehistoric animals! ***

Important drawing tip number 3:

*** Practice, practice, practice and you will get better! ***



Circles, Ovals and Eggs

The drawings in this book start with three basic shapes:



circle



oval



egg


*A circle is perfectly round.

*An oval is a squashed circle.

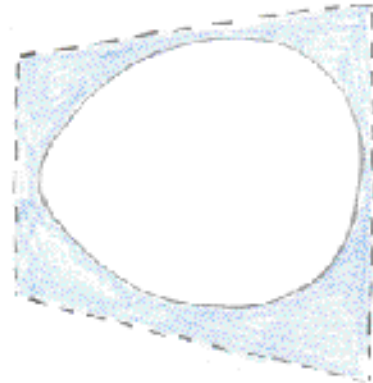
*An egg is an oval with one side fatter than the other.



A **circle**
fits inside
a square.



An **oval**
fits inside
a rectangle.



An **egg**
fits inside
a trapezoid.

The more you practice drawing **circles**, **ovals**, and **eggs**,
the easier it will be.

Remember:
Draw lightly!


COPYRIGHTED MATERIAL

What Color Were the Dinosaurs?

All the animals in this book are extinct. That means they died out long ago. Now we know them only from their bones. People who study these fossil bones are called paleontologists. Paleontologists can tell the appearance of dinosaurs and other animals by the shape of their bones.

We can only guess at their colors and markings. After all, who would know about a zebra's spectacular stripes from looking just at its bones? The reptile, bird and animal worlds have many colorful members.

So, have fun. Make your dinosaurs any color you want. I did!




COPYRIGHTED MATERIAL

Deinonychus

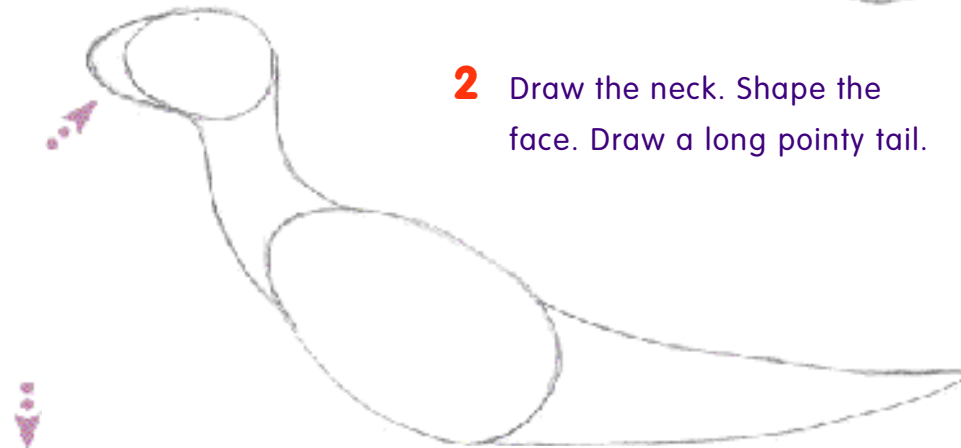
(dye - NON - ik - us)

Deinonychus means "terrible claw." It was small (11 feet long) and fast, and had good eyesight. It was named for the gigantic claw on its rear foot. Deinonychus hunted in packs. Its favorite food was meat.


1 Start with two **eggs**, one larger than the other.



2 Draw the neck. Shape the face. Draw a long pointy tail.



3 Add an eye and nose. Draw the mouth. Draw two front legs and feet. Draw back legs in sections. Add feet.




COPYRIGHTED MATERIAL

DRAW LIGHTLY!



4 Now add those sharp teeth and terrible claws.



5 Erase extra lines. Add shading and color.

COPYRIGHTED MATERIAL

Iguanodon


(ee - GWAN - oh - don)

Iguanodon means "iguana tooth." One of the first fossils ever found, it was thought the tooth looked like that of the modern iguana. Big as an elephant and equipped with thumb spikes, Iguanodon was a forest-dwelling plant eater.

1 Start with a **circle** and an **egg**.




2 Shape the face. Make a line for the mouth. Add a curved neck. Draw the tail.



3 Add an eye and a nostril. Draw a front leg and rear leg.




COPYRIGHTED MATERIAL



4 Add another front leg. Draw thumb spikes on each front leg. Draw another back leg.

5 Erase extra lines. Add shading and color.



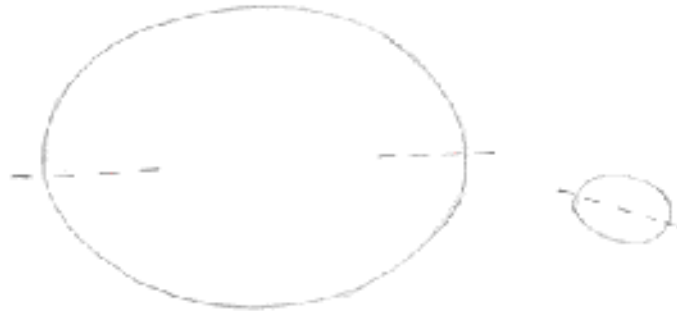
COPYRIGHTED MATERIAL

Stegosaurus

(STEG - oh - SORE - us)

Tiny-brained Stegosaurus was 25 feet long, 11 1/2 feet high and weighed 2 tons. A plant eater, the bony plates and tail spikes were probably for protection.


- 1 Start with a large **oval** and a small **oval**. Notice the angle of the ovals.



- 2 Draw a curving tail. Shape the face and add an eye and nostril.




- 3 Add the bony plates all along the back. Notice that the ones in the middle are bigger. Draw two legs and feet.




COPYRIGHTED MATERIAL

HAVE FUN!

- 4 Draw tail spikes. Add toenails.



- 5 Erase extra lines. Add shading and color.



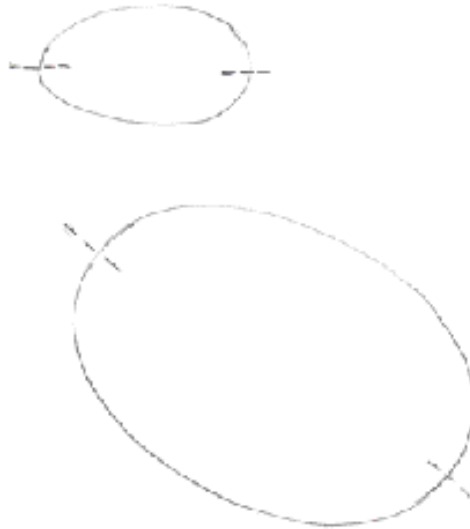
COPYRIGHTED MATERIAL

Tyrannosaurus

(ty - RAN - oh -SORE -us)

One of the best-known dinosaurs, this meat-eating terror had 6" long razor-sharp teeth and stood 40 feet tall. Some scientists believe that Tyrannosaurus was not a hunter but a scavenger who ate prey already dead.


1 Start with a medium-sized **egg** and a large **oval**.




2 Add a mouth, nostril, and eye. Draw a curved neck. Add two front limbs. Draw four "U" shapes for the back legs.



COPYRIGHTED MATERIAL



3 Draw sharp teeth, and add the eyebrow. Draw the long tail. Add the two feet and sharp claws.



4 Erase extra lines. Add shading and color.

Tyriffic Tyrannosaurus!

COPYRIGHTED MATERIAL



1-2-3 Draw

ORDER FORM

Peel Productions, Inc.
 c/o Pathway Book Service
 4 White Brook Road • Gilsum, NH 03448
 800-345-6665 • fax 603-357-2073
 pbs@pathwaybook.com

[Click here for secure online ordering](#)

Bill to:	Ship to:

check
 money order
 purchase order # _____
 Visa
 Mastercard
 Card number _____
 Expiration date: _____
 Signature: _____

ISBN	Title	Author	Quantity	Price	Total
1-2-3 Draw series - all full color					
0-939217-40-6	1-2-3 Draw Pets and Farm Animals	Levin	_____	.8.99 . . .	_____
0-939217-41-4	1-2-3 Draw Dinosaurs and Prehistoric Animals	Levin	_____	.8.99 . . .	_____
0-939217-42-2	1-2-3 Draw Wild Animals	Levin	_____	.8.99 . . .	_____
0-939217-43-0	1-2-3 Draw Knights, Castles, and Dragons	Levin	_____	.8.99 . . .	_____
0-939217-44-9	1-2-3 Draw Cars, Trucks, and Other Vehicles.	Levin	_____	.8.99 . . .	_____
0-939217-45-7	1-2-3 Draw Mythical Creatures	Levin	_____	.8.99 . . .	_____
0-939217-46-5	1-2-3 Draw Cartoon People	Barr	_____	.8.99 . . .	_____
0-939217-47-3	1-2-3 Draw Cartoon Faces	Barr	_____	.8.99 . . .	_____
0-939217-48-1	1-2-3 Draw Cartoon Animals	Barr	_____	.8.99 . . .	_____
0-939217-70-8	1-2-3 Draw Cartoon Wildlife.	Barr	_____	.8.99 . . .	_____
0-939217-71-6	1-2-3 Draw Cartoon Aliens and Space Stuff.	Barr	_____	.8.99 . . .	_____
0-939217-72-4	1-2-3 Draw Cartoon Sea Critters	Barr	_____	.8.99 . . .	_____
0-939217-73-2	1-2-3 Draw Cool Cartoon Stuff	Barr	_____	.8.99 . . .	_____
0-939217-74-0	1-2-3 Draw Cartoon Monsters (spring 2004)	Barr	_____	.8.99 . . .	_____

Draw Series - black and white except as noted

0-939217-14-7	Draw 3-D	DuBosque.	_____	.8.99 . . .	_____
0-939217-31-7	Draw Alien Fantasies	Reinagle	_____	.8.99 . . .	_____
0-939217-29-5	Draw Cars (rev ed).	DuBosque.	_____	.8.99 . . .	_____
0-939217-26-0	Draw Desert Animals.	DuBosque.	_____	.8.95 . . .	_____
0-939217-22-8	Draw Dinosaurs	DuBosque.	_____	.8.99 . . .	_____
0-939217-25-2	Draw Grassland Animals.	DuBosque.	_____	.8.99 . . .	_____
0-939217-28-7	Draw Insects.	DuBosque.	_____	.8.95 . . .	_____
0-939217-33-3	Draw Magical Fantasies - full color	Reinagle	_____	.8.99 . . .	_____
0-939217-30-9	Draw Medieval Fantasies.	Reinagle	_____	.8.99 . . .	_____
0-939217-24-4	Draw Ocean Animals.	DuBosque.	_____	.8.99 . . .	_____
0-939217-23-6	Draw Rainforest Animals	DuBosque.	_____	.8.99 . . .	_____
0-939217-32-5	Draw Sports Figures.	Reinagle	_____	.8.99 . . .	_____
0-939217-16-3	Learn To Draw NOW!	DuBosque.	_____	.8.99 . . .	_____

Order more and save! Order 10 or more books and pay only \$7.25 each! (shipping \$3.95 per order)

subtotal. _____
 shipping. **3.95**
 TOTAL _____

Art Instruction / Drawing

1-2-3 Draw

DINOSAURS

and other Prehistoric Animals

Starting with a pencil and simple shapes, young artists can create impressive dinosaur drawings following clear, step by step instructions. For added fun, final drawings include color.

Young dinosaur fans will find scientific facts along with the drawings, and a dinosaur time line as well. Grab a pencil and let's get started!



Freddie Levin has been drawing and painting for as long as she can remember. She currently divides her time between illustration and teaching art to young children. She lives in the Chicago area with her son and four noisy, colorful birds.



31758

\$8.95

(CALL \$13.99)

ISBN 0938217414

00000

UPC



EAN

