

**NOT MEASUREMENT
SENSITIVE**

MIL-HDBK-17-2F
Volume 2 of 5
17 JUNE 2002

SUPERSEDING
MIL-HDBK-17-2E
Volume 2 of 5
24 MAY 1999

**DEPARTMENT OF DEFENSE
HANDBOOK**

COMPOSITE MATERIALS HANDBOOK

**VOLUME 2. POLYMER MATRIX COMPOSITES
MATERIALS PROPERTIES**



This handbook is for guidance only. Do not cite this document as a requirement.

AMSC N/A

AREA CMPS

DISTRIBUTION STATEMENT A. Approved for public release; distribution is unlimited.

FOREWORD

1. This Composite Materials Handbook Series, MIL-HDBK-17, are approved for use by all Departments and Agencies of the Department of Defense.
2. This handbook is for guidance only. This handbook cannot be cited as a requirement. If it is, the contractor does not have to comply. This mandate is a DoD requirement only; it is not applicable to the Federal Aviation Administration (FAA) or other government agencies.
3. Every effort has been made to reflect the latest information on polymer (organic), metal, and ceramic composites. The handbook is continually reviewed and revised to ensure its completeness and currentness. Documentation for the secretariat should be directed to: Materials Sciences Corporation, MIL-HDBK-17 Secretariat, 500 Office Center Drive, Suite 250, Fort Washington, PA 19034.
4. MIL-HDBK-17 provides guidelines and material properties for polymer (organic), metal, and ceramic matrix composite materials. The first three volumes of this handbook currently focus on, but are not limited to, polymeric composites intended for aircraft and aerospace vehicles. Metal matrix composites (MMC) and ceramic matrix composites (CMC), including carbon-carbon composites (C-C) are covered in Volume 4 and Volume 5, respectively.
5. This standardization handbook has been developed and is being maintained as a joint effort of the Department of Defense and the Federal Aviation Administration.
6. The information contained in this handbook was obtained from materials producers, industry, reports on Government sponsored research, the open literature, and by contact with research laboratories and those who participate in the MIL-HDBK-17 coordination activity.
7. All information and data contained in this handbook have been coordinated with industry and the U.S. Army, Navy, Air Force, NASA, and Federal Aviation Administration prior to publication.
8. Copies of this document and revisions thereto may be obtained from the Document Automation and Production Service (DAPS), Bldg. 4D, (DODSSP/ASSIST), 700 Robbins Avenue, Building 4D, Philadelphia, PA 19111-5094.
9. Beneficial comments (recommendations, additions, deletions) and any pertinent data which may be of use in improving this document should be addressed to: U.S. Army Research Laboratory, Weapons and Materials Research Directorate, ATTN: AMSRL-WM-MA, Aberdeen Proving Ground, MD 21005-5069, by using the Standardization Document Improvement Proposal (DD Form 1426) appearing at the end of this document or by letter.

ACKNOWLEDGEMENT

The services necessary for the development and maintenance of the Composite Materials Handbook (MIL-HDBK-17) are provided by the handbook Secretariat, Materials Sciences Corporation. This work is performed under contract with the US Army Research Laboratory (Contract Number DAAL01-97-C-0140).

The primary source of funding for the current contract is the Federal Aviation Administration. Other sources include NASA, Army, Department of Energy, and Air Force. Volunteer committee members from government, industry, and academia coordinate and review all the information provided in this handbook. The time and effort of the volunteers and the support of their respective departments, companies, and universities make it possible to insure completeness, accuracy, and state-of-the-art composite technology.

CONTENTS

<u>PARAGRAPH</u>	<u>PAGE</u>
FOREWORD.....	ii
Summary of Changes	xi
CHAPTER 1 GENERAL INFORMATION	1
1.1 INTRODUCTION.....	1
1.2 PURPOSE AND SCOPE OF VOLUME 2	1
1.3 ORGANIZATION OF DATA IN HANDBOOK.....	2
1.3.1 Fiber properties.....	2
1.3.2 Matrix properties	2
1.3.3 Composite properties.....	2
1.4 PRESENTATION OF DATA.....	3
1.4.1 Data set description	3
1.4.2 Summary tables	4
1.4.3 Individual data tables - normalized data	11
1.4.4 Individual data tables - unnormalized data	14
1.4.5 Individual data tables - notched laminate data	14
1.4.6 Individual data tables - bearing data.....	15
1.4.7 Individual data tables - bearing/bypass data	15
1.5 MATERIALS SYSTEMS.....	20
1.5.1 Materials system codes	20
1.5.2 Index of materials	20
1.6 MATERIAL ORIENTATION CODES.....	20
1.6.1 Laminate orientation codes.....	20
1.6.2 Braiding orientation codes	22
1.7 SYMBOLS, ABBREVIATIONS, AND SYSTEMS OF UNITS.....	22
1.7.1 Symbols and abbreviations.....	22
1.7.1.1 Constituent properties	27
1.7.1.2 Laminae and laminates	28
1.7.1.3 Subscripts.....	29
1.7.1.4 Superscripts	29
1.7.1.5 Acronyms	30
1.7.2 System of units	32
1.8 DEFINITIONS.....	33
REFERENCES	55
CHAPTER 2 FIBER PROPERTIES.....	1
2.1 INTRODUCTION.....	1
2.2 CARBON FIBERS.....	1
2.3 ARAMID FIBERS	1
2.4 GLASS FIBERS	1
2.5 BORON FIBERS	1
2.6 ALUMINA FIBERS	1
2.7 SILICON CARBIDE FIBERS.....	1
2.8 QUARTZ FIBERS.....	1

CONTENTS

<u>PARAGRAPH</u>	<u>PAGE</u>
CHAPTER 3 MATRIX PROPERTIES	1
3.1 INTRODUCTION.....	1
3.2 EPOXIES.....	1
3.2.1 General Characteristics	1
3.2.2 Index of Supplies, Designations, and Abbreviations	1
3.3 POLYESTERS.....	1
3.4 PHENOLICS.....	1
3.5 SILICONES	1
3.6 BISMALEIMIDES	1
3.7 POLYBENZIMIDAZOLES	1
3.8 POLYIMIDES, THERMOSET	1
3.9 POLYETHERETHERKETONES	1
3.10 POLYPHENYLENE SULFIDES	1
3.11 POLYETHERIMIDES	1
3.12 POLYSULFONES.....	1
3.13 POLYAMIDE-IMIDES	1
3.14 POLYIMIDES, THERMOPLASTICS	1
CHAPTER 4 CARBON FIBER COMPOSITES	1
4.1 INTRODUCTION.....	1
4.2 CARBON - EPOXY COMPOSITES	1
4.2.1 T-500 12k/976 unidirectional tape.....	1
4.2.2 HITEX 33 6k/E7K8 unidirectional tape	6
4.2.3 AS4 12k/E7K8 unidirectional tape	15
4.2.4 Celion 12k/E7K8 unidirectional tape.....	24
4.2.5 AS4 12k/938 unidirectional tape.....	33
4.2.6 T-300 3k/934 plain weave fabric.....	41
4.2.7 Celion 12k/938 unidirectional tape.....	53
4.2.8 AS4 12k/3502 unidirectional tape	63
4.2.9 Celion 3000/E7K8 plain weave fabric.....	78
4.2.10 HITEX 33 6k/E7K8 plain weave fabric.....	93
4.2.11 AS4 3k/E7K8 plain weave fabric	105
4.2.12 AS4/3501-6 (bleed) unidirectional tape	110
4.2.13 AS4/3501-6 (no bleed) unidirectional tape	120
4.2.14 AS4 3k/3501-6 plain weave fabric	129
4.2.15 AS4 3k/3501-6S 5-harness satin weave fabric.....	138
4.2.16 AS4 6k/3502-6S 5-harness satin weave fabric.....	144
4.2.17 T-300 15k/976 unidirectional tape.....	152
4.2.18 IM7 12k/8551-7A unidirectional tape	163
4.2.19 AS4 3k/3501-6 5-harness satin weave fabric	164
4.2.20 AS4 3k/3501-6 5-harness satin weave fabric	173
4.2.21 IM6 3501-6 unidirectional tape	181
4.2.22 IM7 12k/8552 unidirectional tape.....	181
4.2.23 T300 3k/977-2 plain weave fabric.....	181
4.2.24 T-300 3k/977-2 8-harness satin weave fabric.....	181
4.2.25 IM7 12k/977-2 unidirectional tape.....	181
4.2.26 AS4 6k/PR500 5-harness satin weave fabric	182
4.2.27 T300 3k/EA9396 8-harness satin weave fabric	205
4.2.28 AS4 12k/997 unidirectional tape.....	215
4.2.29 T650-35 12k/976 unidirectional tape	227

CONTENTS

<u>PARAGRAPH</u>	<u>PAGE</u>
4.2.30 IM7 12k/PR381 unidirectional tape.....	235
4.2.31 IM7 6k/PR500 4-harness satin weave fabric.....	235
4.2.32 T650-35 3k/976 8-harness satin weave fabric.....	235
4.2.33 T700S 12k/3900-2 plain weave fabric.....	243
4.2.34 T800HB 12k/3900-2 unidirectional tape.....	249
4.2.35 T650-35 3k/976 plain weave fabric.....	255
4.3 CARBON - POLYESTER COMPOSITES.....	263
4.4 CARBON - BISMALEIMIDE COMPOSITES.....	263
4.4.1 T-300 3k/F650 unidirectional tape.....	264
4.4.2 T-300 3k/F650 8-harness satin weave fabric.....	269
4.4.3 T-300 3k/F652 8-harness satin weave fabric.....	274
4.4.4 AS4/5250-3 unidirectional tape.....	279
4.4.5 IM7 6k/5250-4 RTM 4-harness satin weave fabric.....	291
4.4.6 T650-35 3k/5250-4 8-harness satin weave fabric.....	291
4.4.7 T650-35 3k/5250-4 plain weave fabric.....	291
4.5 CARBON - POLYIMIDE COMPOSITES.....	292
4.5.1 Celion 3000/F670 8-harness satin weave fabric.....	293
4.6 CARBON - PHENOLIC COMPOSITES.....	302
4.7 CARBON - SILICONE COMPOSITES.....	302
4.8 CARBON - POLYBENZIMIDAZOLE COMPOSITES.....	302
4.9 CARBON - PEEK COMPOSITES.....	302
4.9.1 IM6 12k/APC-2 unidirectional tape.....	302
4.10 CARBON - CYANATE ESTER COMPOSITES.....	314
4.10.1 M55J 6k/954-3 unidirectional tape.....	314
REFERENCES.....	320
CHAPTER 5 ARAMID FIBER COMPOSITES.....	1
5.1 INTRODUCTION.....	1
5.2 ARAMID - EPOXY COMPOSITES.....	1
5.3 ARAMID - POLYESTER COMPOSITES.....	1
5.4 ARAMID - BISMALEIMIDE COMPOSITES.....	1
5.5 ARAMID - POLYIMIDE COMPOSITES.....	1
5.6 ARAMID - PHENOLIC COMPOSITES.....	1
5.7 ARAMID - SILICON COMPOSITES.....	1
5.8 ARAMID - POLYBENZIMIDAZOLE COMPOSITES.....	1
5.9 ARAMID - PEEK COMPOSITES.....	1
CHAPTER 6 GLASS FIBER COMPOSITES.....	1
6.1 INTRODUCTION.....	1
6.2 GLASS/EPOXY COMPOSITES.....	1
6.2.1 S2-449 43k/SP381 unidirectional tape.....	1
6.2.2 S2-449 17k/SP 381 unidirectional tape.....	15
6.2.3 7781G 816/PR381 plain weave fabric.....	29
6.2.4 E-Glass 7781/EA9396 8-harness satin weave fabric.....	35
6.3 GLASS - POLYESTER COMPOSITES.....	45
6.4 GLASS - BISMALEIMIDE COMPOSITES.....	45
6.5 GLASS - POLYIMIDE COMPOSITES.....	45
6.6 GLASS - PHENOLIC COMPOSITES.....	45

CONTENTS

<u>PARAGRAPH</u>	<u>PAGE</u>
6.7 GLASS - SILICONE COMPOSITES	45
6.8 GLASS - POLYBENZIMIDAZOLE COMPOSITES	45
6.9 GLASS - PEEK COMPOSITES	45
CHAPTER 7 BORON FIBER COMPOSITES.....	1
7.1 INTRODUCTION.....	1
7.2 BORON - EPOXY COMPOSITES	1
7.3 BORON - POLYESTER COMPOSITES	1
7.4 BORON - BISMALEIMIDE COMPOSITES	1
7.5 BORON - POLYIMIDE COMPOSITES	1
7.6 BORON - PHENOLIC COMPOSITES	1
7.7 BORON - SILICON COMPOSITES	1
7.8 BORON - POLYBENZIMIDAZOLE COMPOSITES	1
7.9 BORON - PEEK COMPOSITES	1
CHAPTER 8 ALUMINA FIBER COMPOSITES	1
8.1 INTRODUCTION.....	1
8.2 ALUMINA - EPOXY COMPOSITES	1
8.3 ALUMINA - POLYESTER COMPOSITES.....	1
8.4 ALUMINA - BISMALEIMIDE COMPOSITES	1
8.5 ALUMINA - POLYIMIDE COMPOSITES.....	1
8.6 ALUMINA - PHENOLIC COMPOSITES.....	1
8.7 ALUMINA - SILICON COMPOSITES.....	1
8.8 ALUMINA - POLYBENZIMIDAZOLE COMPOSITES.....	1
8.9 ALUMINA - PEEK COMPOSITES.....	1
CHAPTER 9 SILICON CARBIDE FIBER COMPOSITES.....	1
9.1 INTRODUCTION.....	1
9.2 SILICON CARBIDE - EPOXY COMPOSITES	1
9.3 SILICON CARBIDE - POLYESTER COMPOSITES	1
9.4 SILICON CARBIDE - BISMALEIMIDE COMPOSITES.....	1
9.5 SILICON CARBIDE - POLYIMIDE COMPOSITES	1
9.6 SILICON CARBIDE - PHENOLIC COMPOSITES	1
9.7 SILICON CARBIDE - SILICON COMPOSITES.....	1
9.8 SILICON CARBIDE - POLYBENZIMIDAZOLE COMPOSITES.....	1
9.9 SILICON CARBIDE - PEEK COMPOSITES.....	1
CHAPTER 10 QUARTZ FIBER COMPOSITES.....	1
10.1 INTRODUCTION.....	1
10.2 QUARTZ - EPOXY COMPOSITES	1
10.3 QUARTZ - POLYESTER COMPOSITES.....	1
10.4 QUARTZ - BISMALEIMIDE COMPOSITES	1
10.4.1 Astroquartz II/F650 8-harness satin weave fabric	2
10.5 QUARTZ - POLYIMIDE COMPOSITES.....	6
10.6 QUARTZ - PHENOLIC COMPOSITES.....	6

CONTENTS

<u>PARAGRAPH</u>	<u>PAGE</u>
10.7 QUARTZ - SILICONE COMPOSITES	6
10.8 QUARTZ - POLYBENZIMIDAZOLE COMPOSITES.....	6
10.9 QUARTZ - PEEK COMPOSITE	6
APPENDIX A1. MIL-HDBK-17A DATA.....	1
A1.1 GENERAL INFORMATION	1
A1.2 INTRODUCTION.....	2
A1.3 HANDBOOK TEST PROGRAM.....	2
A1.3.1 Objectives	2
A1.3.2 Preimpregnated materials.....	2
A1.3.3 Test panels.....	2
A1.3.4 Test procedures	3
A1.3.4.1 Tensile tests	3
A1.3.4.2 Compression tests	3
A1.3.4.3 Shear tests	3
A1.3.4.4 Interlaminar shear	3
A1.3.4.5 Flexural tests.....	3
A1.3.4.6 Bearing strength.....	3
A1.3.5 Dry conditioning	3
A1.3.6 Wet conditioning	4
A1.3.7 Test schedule	4
A1.4 DATA PRESENTATION.....	4
A1.4.1 Epoxy-fiberglass laminates.....	4
A1.4.2 Phenolic-fiberglass laminates	4
A1.4.3 Silicone-fiberglass laminates	4
A1.4.4 Polyester-fiberglass laminates.....	4
A1.4.5 Boron-epoxy laminates	5
REFERENCES	72

CONTENTS

<u>TABLE</u>	<u>PAGE</u>
A1.1 U.S. Polymeric E-720E/7781 (ECDE/05-550) Fiberglass Epoxy	A1-6
A1.3 Hexcel F-161/7743(550) Fiberglass Epoxy.....	A1-14
A1.4 Hexcel F-161/7781 (ECDE-1/0-550) Fiberglass Epoxy (26% resin).....	A1-24
A1.5 Hexcel F-161/7781 (ECDE-1/0-550) Fiberglass Epoxy (31% resin).....	A1-30
A1.6 Hexcel F-161/7781 (ECDE-1/0-550) Fiberglass Epoxy (36% resin).....	A1-36
A1.8 Narmco N588/7781 (ECDE-1/0-550) Fiberglass Epoxy	A1-46
A1.40 Narmco N506/7781 (ECDE-1/0-A1100) Fiberglass Phenolic	A1-56
A1.110 Narmco 5505 Boron-Epoxy (100%-0° Direction).....	A1-64
A1.111 Narmco 5505 Boron-Epoxy (0°-90° Crossply)	A1-68
 <u>FIGURE</u>	
A1.1.1(a) Tensile stress-strain for E-720E/7781 fiberglass epoxy loaded in the 0° direction.....	A1-7
A1.1.1(b) Tensile stress-strain for E-720E/7781 fiberglass epoxy loaded in the 90° direction.....	A1-8
A1.1.2(a) Compressive stress-strain for E-720E/7781 fiberglass epoxy loaded in the 0° direction....	A1-9
A1.1.2(b) Compressive stress-strain for E-720E/7781 fiberglass epoxy loaded in the 90° direction	A1-10
A1.1.3 0° - 90° rail shear for E-720E/7781 fiberglass.....	A1-11
A1.1.4 Poisson effects for E-720E/7781 fiberglass epoxy.....	A1-12
A1.3.1(a) Tensile stress-strain for F-161/7743 fiberglass epoxy loaded in the 0° direction	A1-15
A1.3.1(b) Tensile stress-strain for F-161/7743 fiberglass epoxy loaded in the 90° direction	A1-17
A1.3.2(a) Compressive stress-strain for F-161/7743 fiberglass epoxy loaded in the 0° direction	A1-18
A1.3.2(b) Compressive stress-strain F-161/7743 fiberglass epoxy loaded in the 90° direction.....	A1-19
A1.3.3 0° - 90° rail shear for F-161/7743 fiberglass epoxy.....	A1-20
A1.3.4 Poisson effects for F-161/7743 fiberglass epoxy	A1-21
A1.3.5 Voids vs. resin content and specific gravity for F-161/7743 fiberglass epoxy.....	A1-22
A1.4.1(a) Tensile stress-strain for F-161/7781 fiberglass epoxy loaded in the 0° direction (26% resin).....	A1.25

CONTENTS

<u>FIGURE</u>	<u>PAGE</u>
A1.4.1(b) Tensile stress-strain for F-161/7781 fiberglass epoxy loaded in the 90° direction (26% resin).....	A1-26
A1.4.2(a) Compressive stress-strain for F-161/7781 fiberglass epoxy loaded in the 0° direction (26% resin).....	A1-27
A1.4.2(b) Compressive stress-strain for F-161/7781 fiberglass epoxy loaded in the 90° direction (26% resin).....	A1-28
A1.4.4 Poisson effects for F-161/7781 fiberglass epoxy (26% resin).....	A1-29
A1.5.1(a) Tensile stress-strain for F-161/7781 fiberglass epoxy loaded in the 0° direction (31% resin).....	A1-31
A1.5.1(b) Tensile stress-strain for F-161/7781 fiberglass epoxy loaded in the 90° direction (31% resin).....	A1-32
A1.5.2(a) Compressive stress-strain for F-161/7781 fiberglass epoxy loaded in the 0° direction (31% resin).....	A1-33
A1.5.2(b) Compressive stress-strain for F-161/7781 fiberglass epoxy loaded in the 90° direction (31% resin).....	A1-34
A1.5.4 Poisson effects for F-161/7781 fiberglass epoxy (31% resin).....	A1-35
A1.6.1(a) Tensile stress-strain for F-161/7781 fiberglass epoxy loaded in the 0° direction (36% resin).....	A1-37
A1.6.1(b) Tensile stress-strain for F-161/7781 fiberglass epoxy loaded in the 90° direction (36% resin).....	A1-38
A1.6.2(a) Compressive stress-strain for F-161/7781 fiberglass epoxy loaded in the 0° direction (36% resin).....	A1-39
A1.6.2(b) Compressive stress-strain for F-161/7781 fiberglass epoxy loaded in the 90° direction (36% resin).....	A1-40
A1.6.3 Picture frame shear for F-161/7781 fiberglass epoxy (26%, 31%, 36% resin)	A1-41
A1.6.4 Poisson effects for F-161/7781 fiberglass epoxy (36% resin).....	A1-42
A1.6.5 Voids vs. resin content and specific gravity for F-161/7781 fiberglass epoxy (26%, 31%, 36% resin)	A1-43
A1.6.6 Thickness vs. resin content for F-161/7781 fiberglass epoxy	A1-44
A1.8.1(a) Tensile stress-strain for N588/7781 fiberglass epoxy loaded in the 0° direction	A1-47
A1.8.1(b) Tensile stress-strain for N588/7781 fiberglass epoxy loaded in the 90° direction	A1-48
A1.8.2(a) Compressive stress-strain for N588/7781 fiberglass epoxy loaded in the 0° direction	A1-49

CONTENTS

<u>FIGURE</u>	<u>PAGE</u>
A1.8.2(b) Compressive stress-strain for N588/7781 fiberglass epoxy loaded in the 90° direction ...	A1-51
A1.8.3 Rail shear for N588/7781 fiberglass epoxy	A1-52
A1.8.4 Poisson effects for N588/7781 fiberglass epoxy	A1-53
A1.8.5 Voids vs. resin content and specific gravity for N588/7781 fiberglass epoxy	A1-54
A1.40.1(a) Tensile stress-strain for N506/7781 fiberglass phenolic loaded in the 0° direction	A1-57
A1.40.1(b) Tensile stress-strain for N506/7781 fiberglass phenolic loaded in the 90° direction	A1-58
A1.40.2(a) Compressive stress-strain for N506/7781 fiberglass phenolic loaded in the 0° direction	A1-59
A1.40.2(b) Compressive stress-strain for N506/7781 fiberglass phenolic loaded in the 90° direction	A1-60
A1.40.3 0° - 90° rail shear for N506/7781 fiberglass phenolic.....	A1-61
A1.40.4 Poisson effects for N506/7781 fiberglass phenolic	A1-62
A1.40.5 Voids vs. resin content and specific gravity for N506/7781 fiberglass phenolic.....	A1-63
A1.110.1 Tensile stress-strain for AVCO 5505 boron/epoxy (100% - 0° orientation/50.3% to 35% fiber volume) loaded in the 0° and 90° direction.....	A1-65
A1.110.2 Compressive stress-strain for AVCO 5505 boron/epoxy (100% - 0° orientation loaded in the 0° direction	A1-66
A1.110.3 Poisson effects for AVCO 5505 boron/epoxy (100% - 0° direction)	A1-67
A1.111.1(a) Tensile stress-strain for AVCO 5505 boron/epoxy (0° - 90° crossply) loaded in the 0° direction	A1-69
A1.111.1(b) Tensile stress-strain for AVCO 5055 boron/epoxy (0° - 90° crossply) loaded in the 45° direction	A1-70
A1.111.3 Poisson effects for AVCO 5055 boron/epoxy (0° - 90° crossply).....	A1-71
REFERENCES.....	A1-72
<u>INDEX</u>	I-1
<u>CONCLUDING MATERIAL</u>	C-1

SUMMARY OF CHANGES IN REVISION MIL-HDBK-17-2F

<u>Chapter</u>	<u>Section</u>	<u>Title</u>	<u>Change type</u>
1	1.4	Presentation of Data	revision
	1.4.3	Individual data tables-normalized data	revision
	1.4.4	Individual data tables-unnormalized data	new
	1.4.5	Individual data tables-notched laminate data	new
	1.4.6	Individual data tables-bearing data	new
	1.4.7	Individual data tables-bearing/bypass data	new
4	4.2.27	T300 3k/EA 9396 8-harness satin fabric	new
	4.2.28	AS4 6k/PR500 5-harness satin fabric	new
	4.2.29	T650-35 12k/997 unidirectional tape	new
	4.2.31	IM7 6k/PR500 4 harness satin fabric	new
	4.2.32	T650-35 3k/976 8-harness satin fabric	new
	4.2.33	T700S 12k/3900-2 plain weave fabric	new
	4.2.34	T800H 12k/3900-2 unidirectional tape	new
	4.2.35	T650-35 3k/976 plain weave fabric	new
	4.4.5	IM7 6k/5250-4 RTM 4-harness satin fabric	new
	4.4.6	T650-35 3k/5250 8-harness satin fabric	new
	4.4.7	T650-35 3k/5250-4 plain weave fabric	new
	4.10	CARBON-CYANATE ESTER COMPOSITES	new
	4.10.1	M55J 6k/954-3 unidirectional tape	new
6	6.2.4	E-Glass 7781/EA 9396 8-harness satin weave	new

CHAPTER 1 GENERAL INFORMATION

1.1 INTRODUCTION

The standardization of a statistically-based mechanical property data base, procedures used, and overall material guidelines for characterization of composite material systems is recognized as being beneficial to both manufacturers and governmental agencies. It is also recognized that a complete characterization of the capabilities of any engineering material system is primarily dependent on the inherent material physical and chemical composition which precede, and are independent of, specific applications. Therefore, at the material system characterization level, the data and guidelines contained in this handbook are applicable to military and commercial products and provide the technical basis for establishing statistically valid design values acceptable to certifying or procuring agencies.

This standardization handbook has been developed and is maintained as a joint effort of the Department of Defense and the Federal Aviation Administration. It is oriented toward the standardization of methods used to develop and analyze mechanical property data on current and emerging composite materials.

1.2 PURPOSE AND SCOPE OF VOLUME 2

A primary focus of this Handbook is guidance on the selection and use of composite materials. The data collected within this volume are presented to allow initial assessments of material adequacy for a particular application. It provides a common database that will allow significant reductions in the amount of validation data necessary to use the data for design purposes. This handbook cannot be cited as a DoD contractor requirement.

This handbook volume provides a standard source of statistically based mechanical property data for current and emerging polymeric matrix composite materials. Physical, chemical, and mechanical values of the composite constituents - the fibers, matrix material, and prepreg - are reported where applicable. Subsequent chapters include data summaries for the various composite systems. Individual chapters focus on particular type of reinforcement fiber. Strength and strain-to-failure properties are reported in terms of mean and A-values and/or B-values. The A and B statistical allowable values are determined by the procedures of Volume 1. Only mean values are reported for stiffnesses. Maximum and minimum data points, and coefficients of variation are reported for all data items.

The verification of the ability to attain equivalent statistical properties to the required level of risk (probability and confidence) is the responsibility of the user. The verification of the ability of a manufacturer to attain the same statistical properties should be performed as outlined in Volume 1, Chapter 2. The specific process to leverage the data in this volume is described in Volume 1, Section 2.3.7.

The source and context for much of the handbook data sets has historically come from experience with aerospace flight-critical structures. However, all transportation industries (aerospace, ground, rail, and marine), whether commercial or military, as well as other applications including civil infrastructure and general industrial products, will find the handbook useful. Incorporation of additional information related to broader applications is ongoing. Initial input has led to predominantly lamina mechanical properties of prepreg tape and fabric. The range of materials has expanded to cover resin transfer molded and repair materials. The range of properties covered has expanded to laminate mechanicals. Expansion of the ranges of both properties and material forms is expected to continue.

Statistically based strength properties are defined for each composite material system over the usable range of environment. The intent is to provide data at the upper and lower limits of the environmental range for a particular material. If intermediate environmental condition data are available, they are included to assist in defining the relationship over the environmental range. The statistically based strength data can be used as a starting point for establishing structural design allowables when stress and

Volume 2, Chapter 1 General Information

strength analysis capabilities permit lamina and laminate level margin of safety checks. Depending on the application, some structural design allowables will have to be determined empirically at higher testing levels (element, sub-component, full-scale) as they may be dependent on design geometry and philosophies. Additional information and properties will be added to this Volume as they become available and are demonstrated to meet the handbook's criteria.

All statistical data included herein are based on test specimens only. Unless otherwise noted, test specimen dimensions conform to those specified for the particular test method that is used. Standard test methods are recommended in Volume 1. In Volume 2, data are limited to those obtained from recommended in Volume 1. The data contained in this volume may have been provided by more than one source. Where more than one source for data is used for a reported property, the variability of the data from source to source has been reviewed statistically in accordance with Volume 1, Chapters 2 and 8. If the variability has been sufficiently small for the data to be considered from the same population, the data sets are combined and treated as one data set. Where there are reasons for differences among the data sets, both data sets are presented (for example, Volume 2, Section 4.2.8).

The designer, manufacturer and all users are responsible for any translation of the data contained herein to other production sites, specimen dimensions, temperature, humidity, and other environmental conditions not specifically identified in this document. Issues not addressed in this document are scale-up effects and the influence of the selected test method on properties. In general, decisions concerning which properties to use for a specific application or design are the responsibility of the user and are outside the scope of this handbook. MIL-HDBK-17, Volume 3, addresses some of the relevant issues regarding design usage of the data in this volume. It is the responsibility of the handbook user to meet end use, customer and regulatory requirements.

An overview of the material, guidelines for its usage, and details of the statistical and technical analysis of the data are provided at the beginning of each section of Chapters 4 through 10. The format of all information in each data set is described in detail in Section 1.4. A more detailed description of fibers and/or matrix materials may be found in Volume 3, Chapter 2.

1.3 ORGANIZATION OF DATA IN HANDBOOK

The data in Volume 2 is divided into chapters of fiber properties, resin properties, and composite properties organized by fiber and then resin.

1.3.1 Fiber properties

Chapter 2 in Volume 2 will provide data for fiber properties. Sections are to be included for different types of fiber, e.g., glass fibers and carbon fibers. Fiber properties and methods for obtaining them are discussed in Volume 1, Chapter 3.

1.3.2 Matrix properties

Matrix or resin properties will be included in Chapter 3 which will be divided into sections according to the type of resin. For example, Section 3.2 will give data for epoxies and Section 3.3 will provide data for polyester resins. Resin properties and methods for obtaining them are presented in Volume 1, Chapter 4.

1.3.3 Composite properties

The remaining chapters of Volume 2 will provide data for prepreg, lamina, laminate, and joint properties. Methods for characterizing materials are discussed in Volume 1, Chapter 5, and properties and definitions for laminae and laminates are presented in Volume 1, Chapter 6. Properties for structural elements are presented in Volume 1, Chapter 7. The statistical methods used in determining these proper-

ties are discussed in Volume 1, Chapter 8. There will be individual chapters for each family of composites based on fiber type. For example, Chapter 4 describes carbon fiber composites.

1.4 PRESENTATION OF DATA

This section provides information on how the data are presented in this volume, both to help understand the data as presented and to ensure the data presentation is consistent. Information enclosed in {}'s represents data that should be included in a given field. Information that is not applicable or not available is omitted.

Each section is titled based on the following information.

{Fiber Commercial Name} {Filament Count}/{Matrix Commercial Name} {Tape/Weave Type/Weave Style} {Critical Processing Information}

Examples of the tape/weave type include unidirectional tape, plain weave, and five-harness satin weave. Weave styles are descriptive codes most commonly used for glass fabrics, such as 7781. Additional information is shown when it is necessary to discriminate between data sets. This includes material information such as glass surface finish or critical processing information, such as bleed or no-bleed. If a warning regarding data documentation is included for the data set, an asterisk follows the section title.

Each section contains three types of information (Figure 1.4). The data set description identifies the specific material system, provides selected supplier information, and discusses any anomalies which appeared during data sets. The summary data tables give an overview of property types and data classes included in the section. The individual data tables provide the details of data analysis. A separate individual data table is included for each test type, loading direction, and lay-up in the data set. The following describe the content and format for each of these subsections.

1.4.1 Data set description

The first page of each section presents general information.

Material Description:

Material - {Fiber Commercial Name} {Filament Count}/ {Matrix Commercial Name} for the material tested.

Form - Description of material tested including unidirectional tape or weave type, nominal fiber areal weight, typical cured resin content, typical cured ply thickness, sizing, tackifier or binder (class, form, manufacturer, and common name), and/or scrim fiber class and scrim fabric style as relevant. This information is specific to the data set that follows it.

Processing - Description of processing including information listed under Process Description in Volume 1, Table 2.5.6.

General Supplier Information: This section presents information often provided by the material supplier. There are no requirements for substantiation of this information.

Fiber: Often includes precursor, surface treatment, twist, filament count, typical tensile modulus or modulus family, and typical tensile strength.

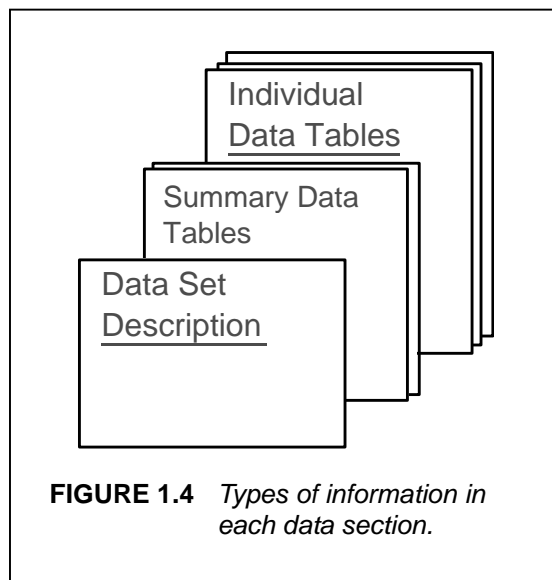


FIGURE 1.4 *Types of information in each data section.*

Matrix: Often includes resin type, cure temperature family, description of characteristics.

Maximum Service Temperature: For dry and wet conditions.

Typical Applications: Brief description of applications. May be as generic as "general purpose structural applications" or more specific based on critical characteristics.

Data Analysis Summary: This section contains pertinent information from the statistical analysis of the data. If no other information is included in this section, no data analysis.

Testing: Often includes information on documented deviations from standard test method.

Outliers: Often includes information on the outliers observed, particularly after pooling batches, and their disposition (see Volume 1, Sections 2.5.8 and 2.4.4).

Batch Definition: Often includes information on independence of fiber and matrix lots used in the composite batches.

Batch-to-Batch Variability and Pooling of Data Sets: Often includes information on decision-making for pooling based on batch-to-batch variability. May also contain information on relative batch behavior, such as one batch consistently providing results different from other batches.

Additional Information: For any notes or comments to highlight other concerns by the Secretariat or Data Review working group during analysis and review of the data.

Processing Trace: When available, a processing trace will be presented. Included will be the processing history based on the specification including ramp rates and relative timing of the application of the various processing parameters.

Lay-Up Schematic: When available, a sketch of the processing lay-up will be presented. Included will be bagging, damming, bleeder material, and so on.

The remaining pages in each data section represent data analyzed by the Secretariat, evaluated by the Data Review working group, and approved by the Coordination Group. These data are presented in tables that are described in more detail below. Tables in each section are organized in the same order the properties are listed in the summary tables.

1.4.2 Summary tables

The format for the first page of summary information is shown in Table 1.4.2(a). Details for different portions of the figure are indexed to descriptions in the text by numbered circles.

- ① The first set of information in a data section is a summary table containing information on the materials, processing, etc. The box with a heavy border in the upper right-hand corner identifies the first summary table.

<p>{Fiber Class}/{Matrix Class} {Nominal FAW} - {Tape/Weave Type} {Fiber}/{Matrix} Summary</p>

Volume 2, Chapter 1 General Information

This box contains the fiber/matrix class of the material, such as carbon/epoxy, identified using the material system codes in Section 1.5.1. With the fiber and matrix classes is the nominal fiber areal weight and the abbreviated tape/weave type. Abbreviations for tape and weave type include UT (unidirectional tape), PW (plain weave), or *n*HS (*n*-harness satin) The material identification is summarized by the fiber and matrix names.

- ② Material information is presented for the composite, the preconsolidation form, the fiber, and the matrix. Composite material identification, presented in the Material slot, is the same as the section title.

The preconsolidation Form description depends on the form type. For prepregs, the Form description includes

{Manufacturer} {Commercial Name} {Weave pattern} {Tape/Weave Type} prepreg

For prepregged fabric, information such as warp and fill fiber spacing is included when it is available. For RTM and wet fabric lay-up, the Form description includes

{Weaver} {Fabric Style if glass} {Weave Pattern}{tow/in x tow/in} {Fabric Sizing Identification}
{Fabric Sizing Content}, {Tackifier} tackifier + {liquid/film} resin

If a binder is used, information on the binder replaces information on a tackifier.

Fiber identification includes {Manufacturer} {Commercial Name} {Filament Count} {Sizing} {Sizing Amount} {Twist} {[not] surface treated/surface treatment type}. Resin identification is presented as {Manufacturer} {Commercial Name}.

- ③ Overall processing information is presented as Reinforcement Application Process (how the fiber/preform was put together) followed by Cure Process Type (how the part was cured/molded) from Table 1.4.2(b). Basic processing information for one or more processing steps, including the type of processing step (from Table 1.4.2(b), temperature, pressure, duration, and any other critical parameters, is presented. A more complete description may be provided in graphical form as part of the summary information (see Section 1.4.1).
- ④ Glass transition temperature under dry and wet conditions is presented with the test method used to obtain these data (See Volume 1, Section 6.6.3). These may be nominal values obtained from the matrix supplier.
- ⑤ Any warning for limited data documentation is presented on each page of data presentation. On the first page of the data section, a warning is shown below the material identification block.
- ⑥ The block below the material identification block presents various dates relevant to the fabrication and testing of the material. The date of data submittal determines the data documentation requirements that were used for the data set (Volume 1, Section 2.5.6) and the date of analysis determines the statistical analysis that was used (Volume 1, Section 8.3). Ranges of dates are presented where appropriate, such as for a testing program that lasted several months.
- ⑦ Lamina properties are summarized with the class of data provided for each property. The columns of the lamina property summary table define the environmental conditions. The first column contains room temperature ambient or dry data. Dry is used only if a drying procedure was used. Ambient refers to as-fabricated with subsequent storage in an ambient laboratory environment. The remaining columns are ordered from lowest to highest moisture content and within a given moisture content, from lowest to highest temperature. If there is enough space, a blank column separates the room temperature ambient/dry column from the other columns and each moisture condition from the others.

Volume 2, Chapter 1 General Information

The rows of the lamina summary table identify the type test and direction. The basic mechanical properties are included in each summary table. If data are available, additional properties are appended in the following order:

SB strength, 31-plane	G_{Ic}	CTE 1-axis
SB strength, 23-plane	G_{IIc}	CTE 2-axis
		CTE 3-axis

- ⑧ For each test type and direction, the symbol for each class of data for the strength, modulus, Poisson's ratio, and strain-to-failure is provided, in that order. The symbols are listed in Table 1.4.2(c). For example, if the entry under RTA and Tension, 1-axis is BI-S, there is room temperature ambient data for longitudinal tension strength, modulus, and strain-to-failure. The dash indicates that there are no Poisson's ratio data. The strength data are B30 (robust sampling), the modulus data are interim, and the strain-to-failure data are screening. Data classes are defined in Volume 1, Section 2.5.1, and summarized in Table 1.4.2(c). Certain test methods, for example, short beam strength, result only in screening data.

TABLE 1.4.2(a) Summary table format, first page.

MATERIAL:	{Fiber} {Filament-Count}/{Matrix} {Weave pattern} {Tape/Fabric}	2	1
FORM:	{input depends on type of preconsolidation form and processing}		
FIBER:	{Manufacturer} {Commercial Name} {Filament Count} {Sizing} {Twist}	MATRIX:	{Manufacturer} {Commercial Name}
PROCESSING:	{Reinforcement Application}, {Mold Type} {Type of Processing Step}: {Temperature}, {Duration}, {Pressure} 3		
T _g (dry):	XXX°F	T _g (wet):	XXX°F T _g METHOD: {Method} 4

*{Warning} **5**

Date of fiber manufacture	MM/YY	Date of testing	MM/YY
Date of resin manufacture	MM/YY	Date of data submittal	MM/YY
Date of prepreg manufacture	MM/YY	Date of analysis	MM/YY
Date of composite manufacture	MM/YY		6

LAMINA PROPERTY SUMMARY **7**

	{RTA}		{Ambient/dry, coldest to hottest}					{Wet, coldest to hottest}		
Tension, 1-axis										
Tension, 2-axis										
Tension, 3-axis										
Compression, 1-axis										
Compression, 2-axis			The data class is noted							
Compression, 3-axis			for each type test/direction/ environmental-condition combination							
Shear, 12-plane										
Shear, 23-plane										
Shear, 31-plane										
{Additional type test/direction}										

Classes of data in Strength/Modulus/Poisson's Ratio/Strain-to-Failure order: **8**

A = A75, a = A55, B = B30, b = B18, M = Mean, I = Interim, S = Screening, - = no data (See Table 1.4.2(c)).

TABLE 1.4.2(b) Composite reinforcement application, cure process type, and processing step descriptions.

Reinforcement Application Process	Cure Process Type	Type of Processing Step
automated fiber placement - tape automated fiber placement - towpreg automated fiber placement - wet automated lay-up - prepreg automated lay-up - wet hand lay-up - prepreg hand lay-up - wet preform - braid preform - weave spray wound - dry wound - wet wound - prepreg	compression molding diffusion bonding injection molding injection molding - vacuum assisted injection molding - reaction injection molding - liquid oven autoclave hydroclave trapped rubber pultrusion resin transfer molding VARTM [vacuum-assisted resin transfer molding] vacuum infiltration vapor deposition e-beam induction	age-harden anneal consolidate [pre-cure] cooldown cure - bleed cure - no bleed debulk densify injection isothermal dwell part insertion part removal postcure preform insertion preheat

TABLE 1.4.2(c) MIL-HDBK-17 data classes and minimum sampling requirements.

Designation	Symbol	Description	Minimum Requirements	
			Number of Batches	Number of Specimens
A75	A	A-basis – Robust Sampling	10	75
A55	a	A-basis – Reduced Sampling	5	55
B30	B	B-Basis – Robust Sampling	5	30
B18	b	B-Basis – Reduced Sampling	3	18
M	M	Mean	3	18
I	I	Interim	3	15
S	S	Screening	1	5

Continuing on the second page of summary information (Table 1.4.2(d)):

- ① Any warning is placed at the top of this page.
- ② The box at the top of the second page of summary information presents basic physical parameters for the data set. The first data column contains nominal values, typically specification information. This information may not match information directly applicable to this data set. For example, the nominal fiber volume according to the prepreg manufacturer may be one value, while the data are normalized to a different value based on Volume 1, Section 2.5.7, to provide consistency within the handbook. One or more of the nominal values can be calculated from other information if the values are not otherwise available. For example, if unavailable the nominal composite density will be calculated from nominal fiber density, matrix density, and fiber volume. In this case, a note describes the calculation. If the nominal fiber volume was not supplied by the data source, it was calculated based on resin content, fiber density and composite density, assuming void content is 0%.
- ③ The second data column presents the range of values for the data set submitted. These data may not correlate directly with each other. For example, fiber volume and fiber areal weight may be batch average measurements, while the cured ply thickness values are generally based on individual specimen measurements.
- ④ The last column presents the test method used to obtain these data. This information was not included in the early versions of data documentation requirements.
- ⑤ Laminate property data are summarized in the lower box in the same way as lamina property data are summarized on the previous page. Families of laminates are provided with properties listed below each laminate family. A laminate family is identified by square brackets surrounding a list of the ply orientations separated by commas. More specific lay-up information is included in the laminate summary table only if needed to differentiate among lay-ups. Specific lay-up information is provided in the detailed tables that follow. The type test and direction are included only if data are available and are based on Table 1.4.2(e).

Unless otherwise noted, the x-axis corresponds to the +0-direction of the laminate lay-up. Data included for this material are indicated by the data class symbol, identified in the footnote.

TABLE 1.4.2(d) Summary table format, second page.

{Warning} ①

		Nominal ②	As Submitted ③	Test Method ④
Fiber Density	(g/cm ³)	X.XX	{Minimum} - {Maximum}	{Method}
Resin Density	(g/cm ³)	X.XX	{Minimum} - {Maximum}	{Method}
Composite Density	(g/cm ³)	X.XX	{Minimum} - {Maximum}	{Method}
Fiber Areal Weight	(g/m ²)	XXX	{Minimum} - {Maximum}	{Method}
Fiber Volume	(%)	XX	{Minimum} - {Maximum}	{Method}
Ply Thickness	(in)	0.0XXX	{Minimum} - {Maximum}	{Method}

LAMINATE PROPERTY SUMMARY ⑤

	{RTA}		{Ambient/dry, coldest to hottest}					{Wet, coldest to hottest}		
{Laminate Family}										
{Type test/direction}										
.										
.										
.										
{Laminate Family}			The data class is noted							
{Type test/direction}			for each type test/direction/ environmental-condition combination							
.										
.										
.										

Classes of data in Strength/Modulus/Poisson's ratio/Strain-to-failure order
 A = A75, a = A55, B = B30, b = B18, M = Mean, I = Interim, S = Screening, - = no data (See Table 1.4.2(c)).

TABLE 1.4.2(e) Laminate type test and directions

Type Test (in order)		Direction
Tension	Filled Hole Tension (FHT)	x-axis xy-plane
Compression	Filled Hole Compression (FHC)	y-axis yz-plane
Shear	Compression After Impact (CAI)	z-axis zx-plane
Open Hole Tension (OHT)	Bearing	
Open Hole Compression (OHC)	Bearing/Bypass	
	CTE	

1.4.3 Individual data tables - normalized data

The format for a data table containing normalized material property information is shown in Table 1.4.3(a). Requirements and procedures for normalization are found in Volume 1, Section 2.5.7 and 2.4.3.

- ① Warnings are shown on each page for data sets that do not meet the data documentation requirements. Many of the data sets were submitted before the establishment of the data documentation requirements. Data sets that do not meet the first version of data documentation requirements or the data documentation requirements that were current when the data were submitted will not be considered for B or A data classes.
- ② At the top right corner of each page is a box with a heavy border. This box contains information that identifies the data set, the type of test for which results are shown, specimen orientation, test conditions, and the classes of data. The tape/weave type abbreviations are described for the top right corner of the first summary page (circle-1), Specimen orientation is provided as a lay-up code with the loading direction used as the reference axis. For example, a unidirectional specimen is described as [0]_n for 1-axis properties and [90]_n for 2- axis properties. Lay-up codes are described in Section 1.6.

<p style="text-align: center;">{Table Number}</p> <p>{Fiber Class}/{Matrix Class} {FAW}-{Tape/Weave Type}</p> <p style="text-align: center;">{Fiber Name}/{Matrix Name}</p> <p style="text-align: center;">{Test Type}, {Direction}</p> <p style="text-align: center;">{Lay-up}</p> <p style="text-align: center;">{Test Temperature}/{Moisture Content}</p> <p style="text-align: center;">{Data Classes }</p>	<p>- FAW, fiber areal weight</p> <p>- repeated for each data column</p> <p>- includes symbols for all data classes on this page in descending order (from A75 to S).</p>
---	--

- ③ Material identification is provided for the composite material as

{Fiber} {Filament-Count}/{Matrix} {Tape/Weave Type} {Critical processing parameters}

This information should be the same as the section title and the material identification on the first page of the summary tables. The range of physical parameters, resin content, fiber volume, ply thickness, composite density, and void content, for the *cured* material are presented for the data on this particular page. The endpoints of these ranges may not correspond directly as fiber volume, resin content, and so on are generally available as a batch or panel average while the cured ply thickness values are usually based on individual specimen measurements.

1 **TABLE 1.4.3** *Format for normalized property table.*

{Warning}

MATERIAL: {Fiber} {Filament count}/{Matrix} {Tape/weave type} 3							
RESIN CONTENT: XX.X - XX.X wt%		COMP: DENSITY: X.XX-X.XX g/cm ³		2			
FIBER VOLUME: XX.X - XX.X vol %		VOID CONTENT: 0.X to X.X %					
PLY THICKNESS: 0.0XXX - 0.0XXX in.							
TEST METHOD: 4 {Organization} {Number} {Date}			MODULUS CALCULATION: 5 {Method}, XXXX - XXXX □□				
NORMALIZED BY: {Method} 6							
Temperature (°F) Moisture Content (%) Equilibrium at T, RH Source Code							
		7					
		Normalized	Measured	Normalized	Measured	Normalized	Measured
F_1^{tu} 8 (ksi)	Mean Minimum Maximum C.V.(%)	9					
	B-value Distribution C ₁ C ₂						
	No. Specimens No. Batches Data Class						
E_1^t (Msi)	Mean Minimum Maximum C.V.(%)						
	No. Specimens No. Batches Data Class						
ν_{12}^t	Mean No. Specimens No. Batches Data Class						
ϵ_1^{tu} (µε)	Mean Minimum Maximum C.V.(%)						
	B-value Distribution C ₁ C ₂	Note that the strain values presented are "as measured" and may not be equivalent to stress divided by modulus (linear analysis)					
	No. Specimens No. Batches Data Class						

10

Volume 2, Chapter 1 General Information

- ④ The test method is identified with the organization, number, and date. For compression after impact, the nominal impact energy level used for the test is appended to the test method, since alternate levels are often used. See Tables 1.4.5 - 1.4.7 for additional information that describes testing parameters for notched laminates, bearing, and bearing/bypass.
- ⑤ The method of calculating the modulus is presented for mechanical property data. This includes the calculation method, and the location or range of measurements used for the calculation. Unless otherwise stated (in a footnote), the same method and range is used for Poisson's ratio.
- ⑥ The normalization method is presented for data that have been normalized (See Volume 1, Section 2.4.3). The fiber volume to which the data are normalized is also included. This value is typically 60% for carbon-fiber-reinforced unidirectional material (tape) and 57% for carbon-fiber-reinforced fabric. The normalizing fiber volume for all glass-fiber-reinforced material is 50%. Types of normalization as entered are:

- Normalized by fiber volume to XX% (0.0XXX in. CPT)
- Normalized by specimen thickness and batch fiber volume to XX% (0.0XXX in. CPT)
- Normalized by specimen thickness and batch fiber areal weight to XX% fiber volume (0.0XXX in. CPT)

Corresponding cured ply thickness (CPT) values, based on a nominal fiber areal weight, are included for reference for each method.

- ⑦ At the top of each data column are the test conditions. Nominally dry conditions, for materials that are fabricated and stored under controlled conditions are noted. Wet conditions that are not conditioned to equilibrium are also noted. The source code provides a means for identifying data sets from the same source. No other source identification is provided.
- ⑧ Specific properties are identified in the tables with symbols. These symbols are a combination of an initial letter with subscripts and super scripts added as appropriate. Components of the property symbols are shown in Table 1.4.3(b).

TABLE 1.4.3(b) *Components used to construct property symbols.*

Initial letter(s)	Test type superscripts	Property descriptor superscripts	Test direction subscripts
F - strength ε - strain E - modulus G - shear modulus, strain energy release rate ν - Poisson's ratio CTE - coefficient of thermal expansion	t - tension c - compression s - shear sbs - short beam strength oht - open hole tension ohc - open hole compression fht - filled hole tension cai - compression after impact br - bearing byp - bypass	u - ultimate y - yield	1, 2, 3 12, 23, 31 x, y, z, xy, yz, zx

Property symbols are created by combining these components with test type superscripts preceding property descriptor super scripts. Thus, the symbol for ultimate tensile strength in the 1 direction is F_1^{tu} . The property descriptor superscripts are only used for strength and strain. Exceptions to this rule are strain energy release rates, for example, G_{1c} , and bearing/bypass data where "byp" is used as a subscript for the bypass strength.

- ⑨ Strength data and strain-to-failure data are presented in the handbook with a full set of statistical parameters. All statistical parameters are presented for normalized and as-measured strength data. All statistical parameters are presented for as-measured strain-to-failure data. Note that the strain values presented are “as measured” and may not be equivalent to stress divided by modulus (linear analyses). The normalized data column is listed first, followed by the measured data column. The data class using the designation from Table 1.4.2(c) is indicated for each property/condition combination. B-values are presented only for B and A data classes. A-basis values are presented for A data classes. The statistical distribution or method of analysis is presented. The constants, C_1 and C_2 , correspond to the distribution as listed in Table 1.4.3 (c).

C_1 for the Weibull distribution and C_1 and C_2 for the Normal distribution have the same units as the property (e.g., ksi for strength and $\mu\epsilon$ for strain). C_2 for the Weibull distribution and C_1 and C_2 for the Nonparametric method are dimensionless. For the Lognormal distribution, the units for C_1 and C_2 are log(property unit). For the ANOVA method, C_1 and C_2 are the square of the property units.

TABLE 1.4.3(c) Distributions and associated constants.

	C_1	C_2
Weibull	scale parameter	shape parameter
Normal	mean	standard deviation
Lognormal	mean of the natural log of the data	standard deviation of the natural log of the data
Nonparametric	rank	data point (rank)
ANOVA	tolerance limit factor	estimate of the population standard deviation

Modulus data are presented with only mean, minimum, maximum, coefficient of variation, batch size, sample size, and data class. Values are presented for both normalized and as-measured data. Where available, Poisson's ratio data are presented with batch size, sample size, and data class information.

- ⑩ Footnotes are presented wherever additional information is pertinent. Information frequently presented in footnotes include conditioning parameters, reasons for not presenting B-values, and deviations from standard test methods.

1.4.4 Individual data tables - unnormalized data

Table 1.4.4 shows an example table for material properties that are not normalized. The basic table format and information are identical to the table format and information for normalized data. Only as-measured data are presented in each column of information. The statistical parameters are the same provided for normalized data.

1.4.5 Individual data tables - notched laminate data

Table 1.4.5 shows the format for notched laminate data, including data from open and filled hole tests. The numbered circles refer to the notes for Table 1.4.3(a) with the following additional information. Properties in the index box (upper right-hand corner) are abbreviated OHT (open hole tension), OHC (open hole compression), FHT (filled hole tension), and FHC (filled hole compression). The headers and data for fastener type, torque, hole clearance, and countersink angle & depth appear only for filled hole tests. The data are normalized according to Volume 1, Section 2.5.7, with the descriptions noted with Table 1.4.3(a). Symbols are described in Tables 1.4.3(b), Open hole tension in the x-axis direction is shown as an example.

1.4.6 Individual data tables - bearing data

Table 1.4.6 presents the format for bearing data. The numbered circles refer to the notes for Table 1.4.3(a) with the following additional information. The property in the index box (upper right-hand corner) is Bearing. The data are not normalized according to Volume 1, Section 2.5.7. Symbols are described in Tables 1.4.3(b). Bearing in the x-axis direction is shown as an example. Information on hole clearance, and countersink angle & depth appear as a footnote if applicable and available.

1.4.7 Individual data tables - bearing/bypass data

Table 1.4.7 shows the format for bearing/bypass data. The numbered circles refer to the notes for Table 1.4.3(a) with the following additional information. The property in the index box (upper right-hand corner) is Bearing/Bypass. The data are not normalized according to Volume 1, Section 2.5.7. If data are available for more than one bearing/bypass ratio, they are presented in columns ordered from lowest to highest ratio for each environment. Symbols are described in Tables 1.4.3(b). Tensile bypass and bearing in the x-axis direction are shown as an example. Information on hole clearance, and countersink angle & depth appear as a footnote if applicable and available.

1 TABLE 1.4.4 Format for as-measured property table.

{Warning}

MATERIAL: {Fiber} {Filament count}/{Matrix} {Tape/weave type} 3 RESIN CONTENT: XX - XX wt% COMP: DENSITY: X.XX-X.XX g/cm ³ FIBER VOLUME: XX - XX vol % VOID CONTENT: 0.X to X.X % PLY THICKNESS: 0.0XXX - 0.0XXX in.		2				
TEST METHOD: 4 MODULUS CALCULATION: 5 {Organization} {Number} {Date} {Method}, XXXX - XXXX $\mu\epsilon$						
NORMALIZED BY: Not normalized 6						
Temperature (°F) Moisture Content (%) Equilibrium at T, RH Source Code		7				
F_2^{tu} 8 (ksi)	Mean Minimum Maximum C.V.(%)	9				
	B-value Distribution C ₁ C ₂ No. Specimens No. Batches Data Class					
E_2^t (Msi)	Mean Minimum Maximum C.V.(%)					
	No. Specimens No. Batches Data Class					
ν_{21}^t	Mean No. Specimens No. Batches Data Class					
ϵ_2^{tu} ($\mu\epsilon$)	Mean Minimum Maximum C.V.(%)					
	B-value Distribution C ₁ C ₂ No. Specimens No. Batches Data Class					Note that the strain values presented are "as measured" and may not be equivalent to stress divided by modulus (linear analysis)

1 **TABLE 1.4.5** *Format for notched laminate strength property table.*

{Warning}

MATERIAL: {Fiber} {Fil. Count} / {Matrix} {tape/weave type} 3		2						
RESIN CONTENT: XX-XX wt% COMP. DENSITY: 0.0XX-0.0XX lb/in ³ FIBER VOLUME: XX-XX % VOID CONTENT: X.X - X.X % PLY THICKNESS: 0.00XX - 0.00XX in.								
TEST METHOD: {Org. Method - Date} 4								
SPECIMEN GEOMETRY: t = {thickness} in., w = {width} in., d = {diameter} in. FASTENER TYPE: { } HOLE CLEARANCE: {if applicable} TORQUE: { } COUNTERSINK ANGLE & DEPTH: {if applicable}								
NORMALIZED BY: {Method} 6								
Temperature (°F) Moisture Content (%) Equilibrium at T,RH(°F, %) Source Code	7							
	Normalized	Measured	Normalized	Measured	Normalized Measured			
8 Mean Minimum Maximum C.V.(%) F_x^{ohc} B-value Distribution C ₁ C ₂ No. Specimens No. Batches Data Class	9							
F_x^{ohc} B-value Distribution C ₁ C ₂ No. Specimens No. Batches Data Class								

10

1 **TABLE 1.4.6** *Format for bearing strength property table.*

{Warning}

MATERIAL: {Fiber} {Fil. Count} / {Matrix} {tape/weave type} 3		2		
RESIN CONTENT: XX-XX wt% FIBER VOLUME: XX-XX % PLY THICKNESS: 0.00XX - 0.00XX in.	COMP. DENSITY: 0.0XX-0.0XX lb/in ³ VOID CONTENT: X.X - X.X %			
TEST METHOD: {Org. Method - Date} 4				
TYPE OF BEARING TEST: {single or double lap shear}				
JOINT CONFIGURATION Member 1 (t,w,lay-up): {thickness, width, lay-up } Member 2 (t,w,lay-up): {thickness, width, lay-up }				
FASTENER TYPE: { } TORQUE: { }	THICKNESS/DIAMETER: { } EDGE DISTANCE RATIO: { } PITCH DISTANCE RATIO: { }			
NORMALIZED BY: Not normalized 6	YIELD STRAIN OFFSET: { }			
Temperature (°F) Moisture Content (%) Equilibrium at T, RH (°F, %) Source Code	7			
8 F_x^{bru} (ksi) Mean Minimum Maximum C.V.(%) B-value Distribution C ₁ C ₂ No. Specimens No. Batches Data Class	9			
F_x^{bry} (ksi) Mean Minimum Maximum C.V.(%) B-value Distribution C ₁ C ₂ No. Specimens No. Batches Data Class				

10

1 **TABLE 1.4.7** *Format for bearing/bypass property table.*

{Warning}

MATERIAL: {Fiber} {Fil. Count} / {Matrix} {tape/weave type} 3		2			
RESIN CONTENT: XX-XX wt% FIBER VOLUME: XX-XX % PLY THICKNESS: 0.00XX - 0.00XX in.	COMP. DENSITY: 0.0XX-0.0XX lb/in ³ VOID CONTENT: X.X - X.X %				
TEST METHOD: {Org. Method - Date} 4					
JOINT CONFIGURATION Member 1 (t,w,lay-up): {thickness, width, lay-up} Member 2 (t,w,lay-up): {thickness, width, lay-up}					
FASTENER TYPE: { }		THICKNESS/DIAMETER: { }			
TORQUE: { }		EDGE DISTANCE RATIO: { }			
NORMALIZED BY: Not normal-ized 6		PITCH DISTANCE RATIO: { }			
Temperature (°F) Moisture Content (%) Equilibrium at T, RH (°F, %) Source Code		7			
Bearing/Bypass Ratio					
F_x^{byp-tu} 8 Mean Minimum Maximum C.V.(%) (ksi)		9			
F_x^{br} Mean Minimum Maximum C.V.(%) B-value Distribution C ₁ C ₂ (ksi) No. Specimens No. Batches Data Class					

10

1.5 MATERIALS SYSTEMS

1.5.1 Materials system codes

The materials systems codes which are used in the handbook consist of a fiber system code and a matrix material code separated by a virgule (/). The codes for the fiber and matrix materials appear in Tables 1.5.1(a) and (b).

TABLE 1.5.1(a) *Fiber system codes.*

AIO	Alumina
Ar	Aramid
B	Boron
C	Carbon
DGI	D-Glass
EGI	E-Glass
GI	Glass
Gr	Graphite
Li	Lithium
PAN	Polyacrylonitrile
PBT	Polybenzothiazole
Q	Quartz
Si	Silicon
SiC	Silicon carbide
SGI	S-Glass
Ti	Titanium
W	Tungsten

TABLE 1.5.1(b) *Matrix material codes.*

BMI	Bismaleimide
CE	Cyanate Ester
EP	Epoxy
FC	Fluorocarbon
P	Phenolic
PAI	Polyamide-imide
PBI	Polybenzimidazole
PEEK	Polyetheretherketone
PEI	Polyetherimide
PES	Polyethersulfone
PI	Polyimide
PPS	Polyphenylene sulfide
PSU	Polysulfone
SI	Silicone
TPES	Thermoplastic polyester

1.5.2 Index of materials

This section is reserved for future use.

1.6 MATERIAL ORIENTATION CODES

1.6.1 Laminate orientation codes

The purpose of a laminate orientation code is to provide a simple, easily understood method of describing the lay-up of a laminate. The laminate orientation code is based largely on the code used in the Advanced Composites Design Guide (Reference 1.6.1(a)). The following information and the examples in Figure 1.6.1 describe the laminate orientation code used in MIL-HDBK-17.

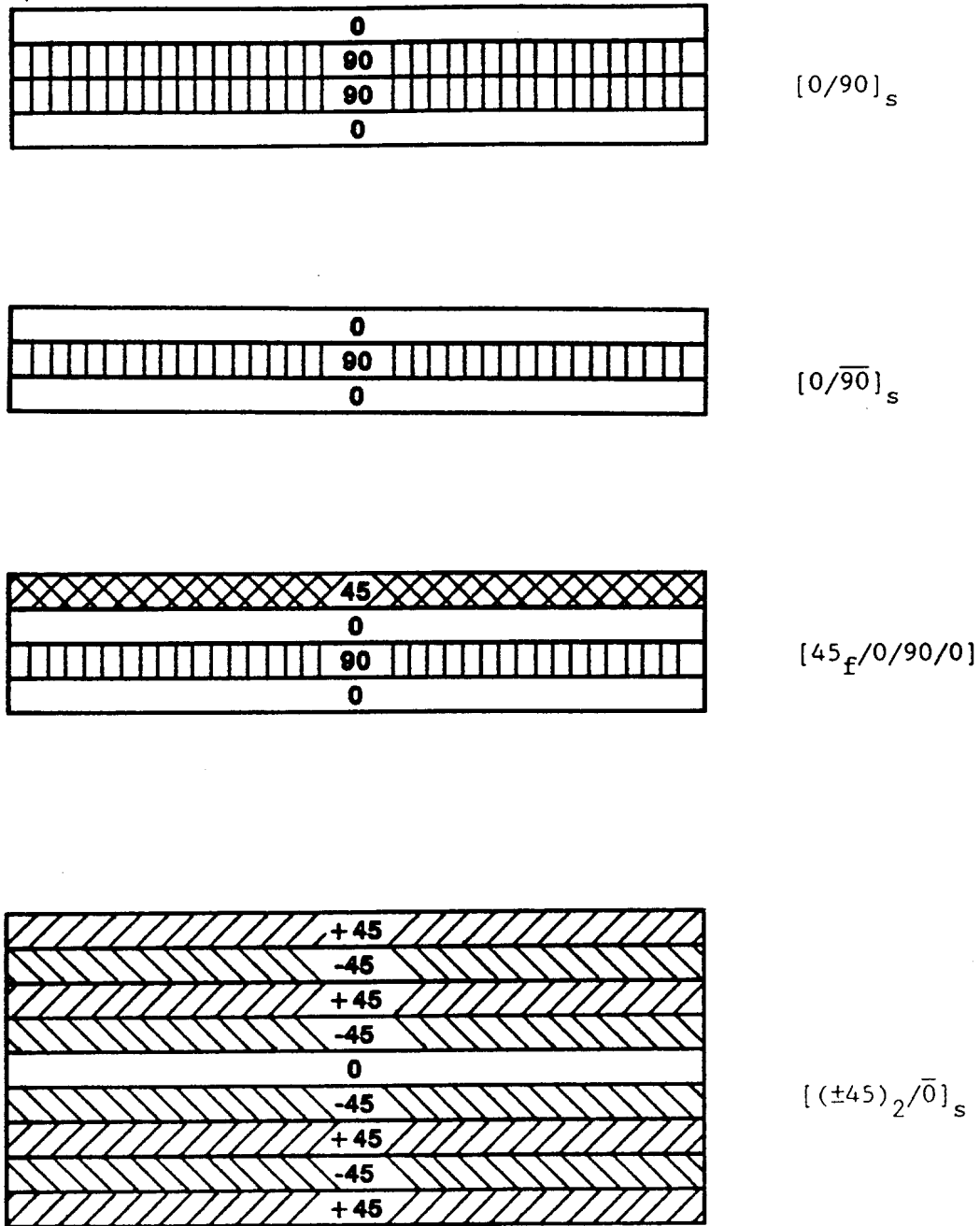


FIGURE 1.6.1 Example laminate orientation codes.

1. The orientation of each lamina with respect to the x-axis is indicated by the angle between the fiber direction and the x-axis. Positive angles are measured counter-clockwise from the x-axis when looking toward the lay-up surface (right-hand rule).
2. When indicating the lay-up of a weave, the angle is measured between the warp direction and the x-axis.

3. Orientations of successive laminae with different absolute values are separated by a virgule (/).
4. Two or more adjacent laminae with the same orientation are indicated by adding a subscript, to the angle of the first such lamina, equal to the number of repetitions of laminae with that orientation.
5. Laminae are listed in order from the first laid up to the last. Brackets are used to indicate the beginning and the end of the code.
6. A subscript of 's' is used if the first half of the lay-up is indicated and the second half is symmetric with the first. When a symmetric lay-up with an odd number of laminae is shown, the layer which is not repeated is indicated by overlining the angle of that lamina.
7. A repeated set of laminae are enclosed in parentheses and the number of repetitions of the set indicated by a subscript.
8. The convention used for indicating materials is no subscript for a tape ply and a subscript "f" for a weave.
9. The laminate code for a hybrid has the different materials contained in the laminate indicated by subscripts on the laminae.
10. Since the majority of computer programs do not permit the use of subscripts and superscripts, the following modifications are recommended based on ASTM Committee E-49 guidelines (Reference 1.6.1(b)).
 - a. Subscript information will be preceded by a colon (:), e.g., [90/0:2/45]:s.
 - b. A bar over a ply (designating a non-repeated ply in a symmetric laminate) should be indicated by a backslash (\) after the ply, e.g., [0/45/90]\:s.

1.6.2 Braiding orientation codes

This section is reserved for future use.

1.7 SYMBOLS, ABBREVIATIONS, AND SYSTEMS OF UNITS

This section defines the symbols and abbreviations which are used within MIL-HDBK-17 and describes the system of units which is maintained. Common usage is maintained where possible. References 1.7(a) - (c) served as primary sources for this information.

1.7.1 Symbols and abbreviations

The symbols and abbreviations used in this document are defined in this section with the exception of statistical symbols. These latter symbols are defined in Chapter 8. The lamina/laminate coordinate axes used for all properties and a summary of the mechanical property notation are shown in Figure 1.7.1.

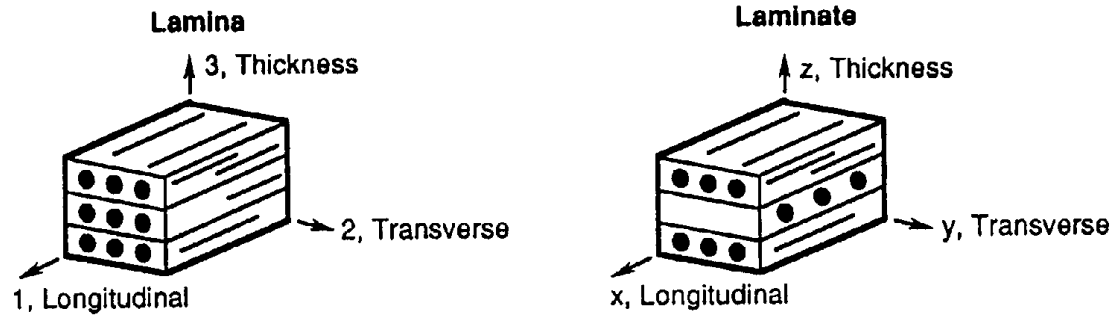
- The symbols f and m, when used as either subscripts or superscripts, always denote fiber and matrix, respectively.
- The type of stress (for example, c_y - compressive yield) is always used in the superscript position.
- Direction indicators (for example, x, y, z, 1, 2, 3, etc.) are always used in the subscript position.

Volume 2, Chapter 1 General Information

- Ordinal indicators of laminae sequence (e.g., 1, 2, 3, etc.) are used in the superscript position and must be parenthesized to distinguish them from mathematical exponents.
- Other indicators may be used in either subscript or superscript position, as appropriate for clarity.
- Compound symbols (such as, basic symbols plus indicators) which deviate from these rules are shown in their specific form in the following list.

The following general symbols and abbreviations are considered standard for use in MIL-HDBK-17. Where exceptions are made, they are noted in the text and tables.

A	- (1) area (m ² ,in ²) - (2) ratio of alternating stress to mean stress - (3) A-basis for mechanical property values
a	- (1) length dimension (mm,in) - (2) acceleration (m/sec ² ,ft/sec ²) - (3) amplitude - (4) crack or flaw dimension (mm,in)
B	- (1) B-basis for mechanical property values - (2) biaxial ratio
Btu	- British thermal unit(s)
b	- width dimension (mm,in), e.g., the width of a bearing or compressive panel normal to load, or breadth of beam cross-section
C	- (1) specific heat (kJ/kg °C,Btu/lb °F) - (2) Celsius
CF	- centrifugal force (N,lbf)
CPF	- crossply factor
CPT	- cured ply thickness (mm, in.)
CG	- (1) center of mass, "center of gravity" - (2) area or volume centroid
\mathcal{C}	- centerline
c	- column buckling end-fixity coefficient
\bar{c}	- honeycomb sandwich core depth (mm,in)
cpm	- cycles per minute
D	- (1) diameter (mm,in) - (2) hole or fastener diameter (mm,in) - (3) plate stiffness (N-m,lbf-in)
d	- mathematical operator denoting differential
E	- modulus of elasticity in tension, average ratio of stress to strain for stress below proportional limit (GPa,Msi)
E'	- storage modulus (GPa,Msi)
E''	- loss modulus (GPa,Msi)
E _c	- modulus of elasticity in compression, average ratio of stress to strain for stress below proportional limit (GPa,Msi)
E _c '	- modulus of elasticity of honeycomb core normal to sandwich plane (GPa,Msi)
E ^{sec}	- secant modulus (GPa,Msi)
E ^{tan}	- tangent modulus (GPa,Msi)
e	- minimum distance from a hole center to the edge of the sheet (mm,in)
e/D	- ratio of edge distance to hole diameter (bearing strength)
F	- (1) stress (MPa,ksi) - (2) Fahrenheit
F ^b	- bending stress (MPa,ksi)
F ^{ccr}	- crushing or crippling stress (upper limit of column stress for failure) (MPa,ksi)
F ^{su}	- ultimate stress in pure shear (this value represents the average shear stress over the cross-section) (MPa,ksi)



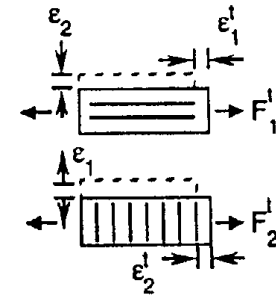
Notation = H_i^{jk}

Where,

$H = \begin{cases} \sigma, \tau; \text{ Applied Normal, Shear Stress} \\ F; \text{ Allowable Stress} \\ \epsilon, \gamma; \text{ Extensional, Shear Strain} \\ E, G; \text{ Young's, Shear Modulus} \\ \nu; \text{ Poisson's Ratio} \end{cases}$

Note: $\nu_{12}^1 = \text{Major Poisson's Ratio} = -\frac{\epsilon_2}{\epsilon_1}$

$\nu_{21}^1 = \text{Minor Poisson's Ratio} = -\frac{\epsilon_1}{\epsilon_2}$



$i = \begin{cases} 1; \text{ Longitudinal} \\ 2; \text{ Transverse} \\ 3; \text{ Thickness} \\ 12, 13, 32; \text{ Shear, Poisson's} \end{cases} \begin{matrix} \text{Lamina} \\ \text{Lamina} \end{matrix}$

$i = \begin{cases} x; \text{ Longitudinal} \\ y; \text{ Transverse} \\ z; \text{ Thickness} \\ xy, xz, zy; \text{ Shear, Poisson's} \end{cases} \begin{matrix} \text{Lamina} \\ \text{Lamina} \end{matrix}$

$j = \begin{cases} c; \text{ Compression} \\ t; \text{ Tension} \\ s; \text{ Shear} \end{cases}$

$k = \begin{cases} y; \text{ Yield} \\ u; \text{ Ultimate, Not Used for Stiffness} \end{cases}$

Examples, $F_2^{lu} = \text{Lamina Ultimate Transverse Tensile Allowable Stress}$

$E_z^c = \text{Lamina Compressive Young's Modulus, Thickness Direction}$

FIGURE 1.7.1 Mechanical property notation.

Volume 2, Chapter 1 General Information

FAW	- fiber areal weight (g/m ² , lb/in ²)
FV	- fiber volume (%)
f	- (1) internal (or calculated) stress (MPa,ksi) - (2) stress applied to the gross flawed section (MPa,ksi) - (3) creep stress (MPa,ksi)
f ^c	- internal (or calculated) compressive stress (MPa,ksi)
f _c	- (1) maximum stress at fracture (MPa,ksi) - (2) gross stress limit (for screening elastic fracture data (MPa,ksi)
ft	- foot, feet
G	- modulus of rigidity (shear modulus) (GPa,Msi)
GPa	- gigapascal(s)
g	- (1) gram(s) - (2) acceleration due to gravity (m/s ² ,ft/s ²)
H/C	- honeycomb (sandwich)
h	- height dimension (mm,in) e.g. the height of a beam cross-section
hr	- hour(s)
I	- area moment of inertia (mm ⁴ ,in ⁴)
i	- slope (due to bending) of neutral plane in a beam, in radians
in.	- inch(es)
J	- (1) torsion constant (= I _p for round tubes) (m ⁴ ,in ⁴) - (2) Joule
K	- (1) Kelvin - (2) stress intensity factor (MPa/m,ksi/in) - (3) coefficient of thermal conductivity (W/m °C, Btu/ft ² /hr/in/°F) - (4) correction factor - (5) dielectric constant
K _{app}	- apparent plane strain fracture toughness or residual strength (MPa/m,ksi/in)
K _c	- critical plane strain fracture toughness, a measure of fracture toughness at point of crack growth instability (MPa/m,ksi/in)
K _{lc}	- plane strain fracture toughness (MPa/m,ksi/in)
K _N	- empirically calculated fatigue notch factor
K _s	- plate or cylinder shear buckling coefficient
K _t	- (1) theoretical elastic stress concentration factor - (2) t _w /c ratio in H/C sandwich
K _v	- dielectric strength (KV/mm, V/mil)
K _x ,K _y	- plate or cylinder compressive buckling coefficient
k	- strain at unit stress (m/m,in/in)
L	- cylinder, beam, or column length (mm,in)
L'	- effective column length (mm,in)
lb	- pound
M	- applied moment or couple (N-m,in-lbf)
Mg	- megagram(s)
MPa	- megapascal(s)
MS	- military standard
M.S.	- margin of safety
MW	- molecular weight
MWD	- molecular weight distribution
m	- (1) mass (kg,lb) - (2) number of half wave lengths - (3) metre - (4) slope
N	- (1) number of fatigue cycles to failure - (2) number of laminae in a laminate - (3) distributed in-plane forces on a panel (lbf/in) - (4) Newton - (5) normalized

Volume 2, Chapter 1 General Information

NA	- neutral axis
n	- (1) number of times in a set - (2) number of half or total wavelengths - (3) number of fatigue cycles endured
P	- (1) applied load (N,lbf) - (2) exposure parameter - (3) probability - (4) specific resistance (Ω)
P ^u	- test ultimate load, (N,lb per fastener)
P ^y	- test yield load, (N,lb per fastener)
p	- normal pressure (Pa,psi)
psi	- pounds per square inch
Q	- area static moment of a cross-section (mm ³ ,in ³)
q	- shear flow (N/m,lbf/in)
R	- (1) algebraic ratio of minimum load to maximum load in cyclic loading - (2) reduced ratio
RA	- reduction of area
RH	- relative humidity
RMS	- root-mean-square
RT	- room temperature
r	- (1) radius (mm,in) - (2) root radius (mm,in) - (3) reduced ratio (regression analysis)
S	- (1) shear force (N,lbf) - (2) nominal stress in fatigue (MPa,ksi) - (3) S-basis for mechanical property values
S _a	- stress amplitude in fatigue (MPa,ksi)
S _e	- fatigue limit (MPa,ksi)
S _m	- mean stress in fatigue (MPa,ksi)
S _{max}	- highest algebraic value of stress in the stress cycle (MPa,ksi)
S _{min}	- lowest algebraic value of stress in the stress cycle (MPa,ksi)
S _R	- algebraic difference between the minimum and maximum stresses in one cycle (MPa,ksi)
S.F.	- safety factor
s	- (1) arc length (mm,in) - (2) H/C sandwich cell size (mm,in)
T	- (1) temperature (°C,°F) - (2) applied torsional moment (N-m,in-lbf)
T _d	- thermal decomposition temperature (°C,°F)
T _F	- exposure temperature (°C,°F)
T _g	- glass transition temperature(°C,°F)
T _m	- melting temperature (°C,°F)
t	- (1) thickness (mm,in) - (2) exposure time (s) - (3) elapsed time (s)
V	- (1) volume (mm ³ ,in ³) - (2) shear force (N,lbf)
W	- (1) weight (N,lbf) - (2) width (mm,in) - (3) Watt
x	- distance along a coordinate axis
Y	- nondimensional factor relating component geometry and flaw size
y	- (1) deflection (due to bending) of elastic curve of a beam (mm,in) - (2) distance from neutral axis to given point - (3) distance along a coordinate axis
Z	- section modulus, I/y (mm ³ ,in ³)
α	- coefficient of thermal expansion (m/m/°C,in/in/°F)

Volume 2, Chapter 1 General Information

γ	- shear strain (m/m,in/in)
Δ	- difference (used as prefix to quantitative symbols)
δ	- elongation or deflection (mm,in)
ϵ^e	- strain (m/m,in/in)
ϵ^p	- elastic strain (m/m,in/in)
ϵ	- plastic strain (m/m,in/in)
μ	- permeability
η	- plasticity reduction factor
$[\eta]$	- intrinsic viscosity
η^*	- dynamic complex viscosity
ν	- Poisson's ratio
ρ	- (1) density (kg/m ³ ,lb/in ³) - (2) radius of gyration (mm,in)
ρ_c	- H/C sandwich core density (kg/m ³ ,lb/in ³)
Σ	- total, summation
σ	- standard deviation
σ_{ij}, τ_{ij}	- stress in j direction on surface whose outer normal is in i direction (i, j = 1, 2, 3 or x, y, z) (MPa,ksi)
T	- applied shear stress (MPa,ksi)
ω	- angular velocity (radians/s)
∞	- infinity

1.7.1.1 Constituent properties

The following symbols apply specifically to the constituent properties of a typical composite material.

E^f	- Young's modulus of filament material (MPa,ksi)
E^m	- Young's modulus of matrix material (MPa,ksi)
E_x^g	- Young's modulus of impregnated glass scrim cloth in the filament direction or in the warp direction of a fabric (MPa,ksi)
E_y^g	- Young's modulus of impregnated glass scrim cloth transverse to the filament direction or to the warp direction in a fabric (MPa,ksi)
G^f	- shear modulus of filament material (MPa,ksi)
G^m	- shear modulus of matrix (MPa,ksi)
G_{xy}^g	- shear modulus of impregnated glass scrim cloth (MPa,ksi)
G_{cx}	- shear modulus of sandwich core along X-axis (MPa,ksi)
G_{cy}	- shear modulus of sandwich core along Y-axis (MPa,ksi)
l	- filament length (mm,in)
α^f	- coefficient of thermal expansion for filament material (m/m/°C,in/in/°F)
α^m	- coefficient of thermal expansion for matrix material (m/m/°C,in/in/°F)
α_x^g	- coefficient of thermal expansion of impregnated glass scrim cloth in the filament direction or in the warp direction of a fabric (m/m/°C,in/in/°F)
α_y^g	- coefficient of thermal expansion of impregnated glass scrim cloth transverse to the filament direction or to the warp direction in a fabric (m/m/°C,in/in/°F)
ν^f	- Poisson's ratio of filament material
ν^m	- Poisson's ratio of matrix material
ν_{xy}^g	- glass scrim cloth Poisson's ratio relating to contraction in the transverse (or fill) direction as a result of extension in the longitudinal (or warp) direction

- ν_{yx}^g - glass scrim cloth Poisson's ratio relating to contraction in the longitudinal (or warp) direction as a result of extension in the transverse (or fill) direction
- σ - applied axial stress at a point, as used in micromechanics analysis (MPa,ksi)
- τ - applied shear stress at a point, as used in micromechanics analysis (MPa,ksi)

1.7.1.2 Laminae and laminates

The following symbols, abbreviations, and notations apply to composite laminae and laminates. At the present time the focus in MIL-HDBK-17 is on laminae properties. However, commonly used nomenclature for both laminae and laminates are included here to avoid potential confusion.

- A_{ij} ($i,j = 1,2,6$) - extensional rigidities (N/m,lbf/in)
- B_{ij} ($i,j = 1,2,6$) - coupling matrix (N,lbf)
- C_{ij} ($i,j = 1,2,6$) - elements of stiffness matrix (Pa,psi)
- D_x, D_y - flexural rigidities (N-m,lbf-in)
- D_{xy} - twisting rigidity (N-m,lbf-in)
- D_{ij} ($i,j = 1,2,6$) - flexural rigidities (N-m,lbf-in)
- E_1 - Young's modulus of lamina parallel to filament or warp direction (GPa,Msi)
- E_2 - Young's modulus of lamina transverse to filament or warp direction (GPa,Msi)
- E_x - Young's modulus of laminate along x reference axis (GPa,Msi)
- E_y - Young's modulus of laminate along y reference axis (GPa,Msi)
- G_{12} - shear modulus of lamina in 12 plane (GPa,Msi)
- G_{xy} - shear modulus of laminate in xy reference plane (GPa,Msi)
- h_i - thickness of i^{th} ply or lamina (mm,in)
- M_x, M_y, M_{xy} - bending and twisting moment components (N-m/m, in-lbf/in in plate and shell analysis)
- n_f - number of filaments per unit length per lamina
- Q_x, Q_y - shear force parallel to z axis of sections of a plate perpendicular to x and y axes, respectively (N/m,lbf/in)
- Q_{ij} ($i,j = 1,2,6$) - reduced stiffness matrix (Pa,psi)
- u_x, u_y, u_z - components of the displacement vector (mm,in)
- u_x^o, u_y^o, u_z^o - components of the displacement vector at the laminate's midsurface (mm,in)
- V_v - void content (% by volume)
- V_f - filament content or fiber volume (% by volume)
- V_g - glass scrim cloth content (% by volume)
- V_m - matrix content (% by volume)
- V_x, V_y - edge or support shear force (N/m,lbf/in)
- W_f - filament content (% by weight)
- W_g - glass scrim cloth content (% by weight)
- W_m - matrix content (% by weight)
- W_s - weight of laminate per unit surface area (N/m²,lbf/in²)
- α_1 - lamina coefficient of thermal expansion along 1 axis (m/m/°C,in/in/°F)
- α_2 - lamina coefficient of thermal expansion along 2 axis (m/m/°C,in/in/°F)
- α_x - laminate coefficient of thermal expansion along general reference x axis (m/m/°C, in/in/°F)
- α_y - laminate coefficient of thermal expansion along general reference y axis (m/m/°C, in/in/°F)
- α_{xy} - laminate shear distortion coefficient of thermal expansion (m/m/°C,in/in/°F)
- θ - angular orientation of a lamina in a laminate, i.e., angle between 1 and x axes (°)
- λ_{xy} - product of ν_{xy} and ν_{yx}
- ν_{12} - Poisson's ratio relating contraction in the 2 direction as a result of extension in the 1 direction¹

¹The convention for Poisson's ratio should be checked before comparing different sources as different conventions are used.

Volume 2, Chapter 1 General Information

ν_{21}	- Poisson's ratio relating contraction in the 1 direction as a result of extension in the 2 direction ¹
ν_{xy}	- Poisson's ratio relating contraction in the y direction as a result of extension in the x direction ¹
ν_{yx}	- Poisson's ratio relating contraction in the x direction as a result of extension in the y direction ¹
ρ_c	- density of a single lamina (kg/m ³ ,lb/in ³)
$\bar{\rho}_c$	- density of a laminate (kg/m ³ ,lb/in ³)
ϕ	- (1) general angular coordinate, (°) - (2) angle between x and load axes in off-axis loading (°)

1.7.1.3 Subscripts

The following subscript notations are considered standard in MIL-HDBK-17.

1, 2, 3	- laminae natural orthogonal coordinates (1 is filament or warp direction)
A	- axial
a	- (1) adhesive - (2) alternating
app	- apparent
byp	- bypass
c	- composite system, specific filament/matrix composition. Composite as a whole, contrasted to individual constituents. Also, sandwich core when used in conjunction with prime (')
	- (4) critical
cf	- centrifugal force
e	- fatigue or endurance
eff	- effective
eq	- equivalent
f	- filament
g	- glass scrim cloth
H	- hoop
i	- i th position in a sequence
L	- lateral
m	- (1) matrix - (2) mean
max	- maximum
min	- minimum
n	- (1) n th (last) position in a sequence - (2) normal
p	- polar
s	- symmetric
st	- stiffener
T	- transverse
t	- value of parameter at time t
x, y, z	- general coordinate system
Σ	- total, or summation
o	- initial or reference datum
()	- format for indicating specific, temperature associated with term in parentheses. RT - room temperature (21°C,70°F); all other temperatures in °F unless specified.

1.7.1.4 Superscripts

The following superscript notations are considered standard in MIL-HDBK-17.

b	- bending
---	-----------

Volume 2, Chapter 1 General Information

br	- bearing
c	- (1) compression - (2) creep
cc	- compressive crippling
cr	- compressive buckling
e	- elastic
f	- filament
flex	- flexure
g	- glass scrim cloth
is	- interlaminar shear
(i)	- i th ply or lamina
lim	- limit, used to indicate limit loading
m	- matrix
ohc	- open hole compression
oht	- open hole tension
p	- plastic
pl	- proportional limit
rup	- rupture
s	- shear
scr	- shear buckling
sec	- secant (modulus)
so	- offset shear
T	- temperature or thermal
t	- tension
tan	- tangent (modulus)
u	- ultimate
y	- yield
'	- secondary (modulus), or denotes properties of H/C core when used with subscript c
CAI	- compression after impact

1.7.1.5 Acronyms

The following acronyms are used in MIL-HDBK-17.

AA	- atomic absorption
AES	- Auger electron spectroscopy
AIA	- Aerospace Industries Association
AIO	- alumina
ANOVA	- analysis of variance
Ar	- aramid
ARL	- US Army Research Laboratory - Materials Directorate
ASTM	- American Society for Testing and Materials
B	- boron
BMI	- bismaleimide
BVID	- barely visible impact damage
C	- carbon
CAI	- compression after impact
CCA	- composite cylinder assemblage
CE	- cyanate ester
CFRP	- carbon fiber reinforced plastic
CLS	- crack lap shear
CMCS	- Composite Motorcase Subcommittee (JANNAF)
CPT	- cured ply thickness
CTA	- cold temperature ambient
CTD	- cold temperature dry
CTE	- coefficient of thermal expansion

Volume 2, Chapter 1 General Information

CV	- coefficient of variation
CVD	- chemical vapor deposition!
DCB	- double cantilever beam
DDA	- dynamic dielectric analysis
DGI	- D-glass
DLL	- design limit load
DMA	- dynamic mechanical analysis
DOD	- Department of Defense
DSC	- differential scanning calorimetry
DTA	- differential thermal analysis
DTRC	- David Taylor Research Center
EGI	- E-glass
ENF	- end notched flexure
EOL	- end-of-life
EP	- epoxy
ESCA	- electron spectroscopy for chemical analysis
ESR	- electron spin resonance
ETW	- elevated temperature wet
FAA	- Federal Aviation Administration
FC	- fluorocarbon
FFF	- field flow fractionation
FGRP	- fiberglass reinforced plastic
FMECA	- Failure Modes Effects Criticality Analysis
FOD	- foreign object damage
FTIR	- Fourier transform infrared spectroscopy
FWC	- finite width correction factor
GC	- gas chromatography
GI	- glass
Gr	- graphite
GSCS	- Generalized Self Consistent Scheme
HDT	- heat distortion temperature
HPLC	- high performance liquid chromatography
ICAP	- inductively coupled plasma emission
IITRI	- Illinois Institute of Technology Research Institute
IR	- infrared spectroscopy
ISS	- ion scattering spectroscopy
JANNAF	- Joint Army, Navy, NASA, and Air Force
LC	- liquid chromatography
Li	- lithium
LPT	- laminate plate theory
LSS	- laminate stacking sequence
MMB	- mixed mode bending
MOL	- material operational limit
MS	- mass spectroscopy
MSDS	- material safety data sheet
MTBF	- Mean Time Between Failure
NAS	- National Aerospace Standard
NASA	- National Aeronautics and Space Administration
NDI	- nondestructive inspection
NMR	- nuclear magnetic resonance
P	- phenolic
PAI	- polyamide-imide
PAN	- polyacrylonitrile
PBI	- polybenzimidazole
PBT	- polybenzothiazole
PEEK	- polyether ether ketone

Volume 2, Chapter 1 General Information

PEI	- polyetherimide
PES	- polyethersulfone
PI	- polyimide
PPS	- polyphenylene sulfide
PSU	- polysulfone
Q	- quartz
RDS	- rheological dynamic spectroscopy
RH	- relative humidity
RT	- room temperature
RTA	- room temperature ambient
RTD	- room temperature dry
RTM	- resin transfer molding
SACMA	- Suppliers of Advanced Composite Materials Association
SAE	- Society of Automotive Engineers
SANS	- small-angle neutron scattering spectroscopy
SEC	- size-exclusion chromatography
SEM	- scanning electron microscopy
SFC	- supercritical fluid chromatography
Si	- silicon
SI	- International System of Units (Le Système International d'Unités)
SiC	- silicon carbide
SGI	- S-glass
SIMS	- secondary ion mass spectroscopy
TBA	- torsional braid analysis
TEM	- transmission electron microscopy
TGA	- thermogravimetric analysis
Ti	- titanium
TLC	- thin-layer chromatography
TMA	- thermal mechanical analysis
TOS	- thermal oxidative stability
TPES	- thermoplastic polyester
TVM	- transverse microcrack
UDC	- unidirectional fiber composite
VNB	- V-notched beam
W	- tungsten
XPS	- X-ray photoelectron spectroscopy

1.7.2 System of units

To comply with Department of Defense Instructive 5000.2, Part 6, Section M, "Use of the Metric System," dated February 23, 1991, the data in MIL-HDBK-17 are generally presented in both the International System of Units (SI units) and the U. S. Customary (English) system of units. ASTM E 380, Standard for Metric Practice, provides guidance for the application for SI units which are intended as a basis for worldwide standardization of measurement units (Reference 1.7.2(a)). Further guidelines on the use of the SI system of units and conversion factors are contained in the following publications (References 1.7.2(b) - (e)):

- (1) DARCOM P 706-470, *Engineering Design Handbook: Metric Conversion Guide*, July 1976.
- (2) NBS Special Publication 330, "The International System of Units (SI)," National Bureau of Standards, 1986 edition.
- (3) NBS Letter Circular LC 1035, "Units and Systems of Weights and Measures, Their Origin, Development, and Present Status," National Bureau of Standards, November 1985.

- (4) NASA Special Publication 7012, "The International System of Units Physical Constants and Conversion Factors", 1964.

English to SI conversion factors pertinent to MIL-HDBK-17 data are contained in Table 1.7.2.

TABLE 1.7.2 *English to SI conversion factors.*

To convert from	to	Multiply by
Btu (thermochemical)/in ² -s	watt/meter ² (W/m ²)	1.634 246 E+06
Btu-in/(s-ft ² -°F)	W/(m K)	5.192 204 E+02
degree Fahrenheit	degree Celsius (°C)	T = (T - 32)/1.8
degree Fahrenheit	kelvin (K)	T = (T + 459.67)/1.8
foot	meter (m)	3.048 000 E-01
ft ²	m ²	9.290 304 E-02
foot/second	meter/second (m/s)	3.048 000 E-01
ft/s ²	m/s ²	3.048 000 E-01
inch	meter (m)	2.540 000 E-02
in. ²	meter ² (m ²)	6.451 600 E-04
in. ³	m ³	1.638 706 E-05
kilogram-force (kgf)	newton (N)	9.806 650 E+00
kgf/m ²	pascal (Pa)	9.806 650 E+00
kip (1000 lbf)	newton (N)	4.448 222 E+03
ksi (kip/in ²)	MPa	6.894 757 E+00
lbf-in	N-m	1.129 848 E-01
lbf-ft	N-m	1.355 818 E+00
lbf/in ² (psi)	pascal (Pa)	6.894 757 E+03
lb/in ²	gm/m ²	7.030 696 E+05
lb/in ³	kg/m ³	2.767 990 E+04
Msi (10 ⁶ psi)	GPa	6.894 757 E+00
pound-force (lbf)	newton (N)	4.488 222 E+00
pound-mass (lb avoirdupois)	kilogram (kg)	4.535 924 E-01
torr	pascal (Pa)	1.333 22 E+02

- * The letter "E" following the conversion factor stands for exponent and the two digits after the letter "E" indicate the power of 10 by which the number is to be multiplied.

1.8 DEFINITIONS

The following definitions are used within MIL-HDBK-17. This glossary of terms is not totally comprehensive but it does represent nearly all commonly used terms. Where exceptions are made, they are noted in the text and tables. For ease of identification the definitions have been organized alphabetically.

A-Basis (or A-Value) -- A statistically-based material property; a 95% lower confidence bound on the first percentile of a specified population of measurements. Also a 95% lower tolerance bound for the upper 99% of a specified population.

Volume 2, Chapter 1 General Information

A-Stage -- An early stage in the reaction of thermosetting resins in which the material is still soluble in certain liquids and may be liquid or capable of becoming liquid upon heating. (Sometimes referred to as **resol**.)

Absorption -- A process in which one material (the absorbent) takes in or absorbs another (the absorbate).

Accelerator -- A material which, when mixed with a catalyzed resin, will speed up the chemical reaction between the catalyst and the resin.

Accuracy -- The degree of conformity of a measured or calculated value to some recognized standard or specified value. Accuracy involves the systematic error of an operation.

Addition Polymerization -- Polymerization by a repeated addition process in which monomers are linked together to form a polymer without splitting off of water or other simple molecules.

Adhesion -- The state in which two surfaces are held together at an interface by forces or interlocking action or both.

Adhesive -- A substance capable of holding two materials together by surface attachment. In the handbook, the term is used specifically to designate structural adhesives, those which produce attachments capable of transmitting significant structural loads.

ADK -- Notation used for the k-sample Anderson-Darling statistic, which is used to test the hypothesis that k batches have the same distribution.

Aliquot -- A small, representative portion of a larger sample.

Aging -- The effect, on materials, of exposure to an environment for a period of time; the process of exposing materials to an environment for an interval of time.

Ambient -- The surrounding environmental conditions such as pressure or temperature.

Anelasticity -- A characteristic exhibited by certain materials in which strain is a function of both stress and time, such that, while no permanent deformations are involved, a finite time is required to establish equilibrium between stress and strain in both the loading and unloading directions.

Angleply -- Same as **Crossply**.

Anisotropic -- Not isotropic; having mechanical and/or physical properties which vary with direction relative to natural reference axes inherent in the material.

Aramid -- A manufactured fiber in which the fiber-forming substance consisting of a long-chain synthetic aromatic polyamide in which at least 85% of the amide (-CONH-) linkages are attached directly to two aromatic rings.

Areal Weight of Fiber -- The weight of fiber per unit area of prepreg. This is often expressed as grams per square meter. See Table 1.7.2 for conversion factors.

Artificial Weathering -- Exposure to laboratory conditions which may be cyclic, involving changes in temperature, relative humidity, radiant energy and any other elements found in the atmosphere in various geographical areas.

Aspect Ratio -- In an essentially two-dimensional rectangular structure (e.g., a panel), the ratio of the long dimension to the short dimension. However, in compression loading, it is sometimes considered to

be the ratio of the load direction dimension to the transverse dimension. Also, in fiber micro-mechanics, it is referred to as the ratio of length to diameter.

Autoclave -- A closed vessel for producing an environment of fluid pressure, with or without heat, to an enclosed object which is undergoing a chemical reaction or other operation.

Autoclave Molding -- A process similar to the pressure bag technique. The lay-up is covered by a pressure bag, and the entire assembly is placed in an autoclave capable of providing heat and pressure for curing the part. The pressure bag is normally vented to the outside.

Axis of Braiding -- The direction in which the braided form progresses.

B-Basis (or B-Value) -- A statistically-based material property; a 95% lower confidence bound on the tenth percentile of a specified population of measurements. Also a 95% lower tolerance bound for the upper 90% of a specified population. (See Volume 1, Section 8.1.4)

B-Stage -- An intermediate stage in the reaction of a thermosetting resin in which the material softens when heated and swells when in contact with certain liquids but does not entirely fuse or dissolve. Materials are usually precured to this stage to facilitate handling and processing prior to final cure. (Sometimes referred to as **resitol**.)

Bag Molding -- A method of molding or laminating which involves the application of fluid pressure to a flexible material which transmits the pressure to the material being molded or bonded. Fluid pressure usually is applied by means of air, steam, water or vacuum.

Balanced Laminate -- A composite laminate in which all identical laminae at angles other than 0 degrees and 90 degrees occur only in \pm pairs (not necessarily adjacent).

Batch (or Lot) -- For fibers and resins, a quantity of material formed during the same process and having identical characteristics throughout. For prepregs, laminae, and laminates, material made from one batch of fiber and one batch of resin.

Bearing Area -- The product of the pin diameter and the specimen thickness.

Bearing Load -- A compressive load on an interface.

Bearing Yield Strength -- The bearing stress at which a material exhibits a specified limiting deviation from the proportionality of bearing stress to bearing strain.

Bend Test -- A test of ductility by bending or folding, usually with steadily applied forces. In some instances the test may involve blows to a specimen having a cross section that is essentially uniform over a length several times as great as the largest dimension of the cross section.

Binder -- A bonding resin used to hold strands together in a mat or preform during manufacture of a molded object.

Binomial Random Variable -- The number of successes in independent trials where the probability of success is the same for each trial.

Birefringence -- The difference between the two principal refractive indices (of a fiber) or the ratio between the retardation and thickness of a material at a given point.

Bleeder Cloth -- A nonstructural layer of material used in the manufacture of composite parts to allow the escape of excess gas and resin during cure. The bleeder cloth is removed after the curing process and is not part of the final composite.

Volume 2, Chapter 1 General Information

Bobbin -- A cylinder or slightly tapered barrel, with or without flanges, for holding tows, rovings, or yarns.

Bond -- The adhesion of one surface to another, with or without the use of an adhesive as a bonding agent.

Braid -- A system of three or more yarns which are interwoven in such a way that no two yarns are twisted around each other.

Braid Angle -- The acute angle measured from the axis of braiding.

Braid, Biaxial -- Braided fabric with two-yarn systems, one running in the $+\theta$ direction, the other in the $-\theta$ direction as measured from the axis of braiding.

Braid Count -- The number of braiding yarn crossings per inch measured along the axis of a braided fabric.

Braid, Diamond -- Braided fabric with an over one, under one weave pattern, (1 x 1).

Braid, Flat -- A narrow bias woven tape wherein each yarn is continuous and is intertwined with every other yarn in the system without being intertwined with itself.

Braid, Hercules -- A braided fabric with an over three, under three weave pattern, (3 x 3).

Braid, Jacquard -- A braided design made with the aid of a jacquard machine, which is a shedding mechanism by means of which a large number of ends may be controlled independently and complicated patterns produced.

Braid, Regular -- A braided fabric with an over two, under two weave pattern (2 x 2).

Braid, Square -- A braided pattern in which the yarns are formed into a square pattern.

Braid, Two-Dimensional -- Braided fabric with no braiding yarns in the through thickness direction.

Braid, Three-Dimensional -- Braided fabric with one or more braiding yarns in the through thickness direction.

Braid, Triaxial -- A biaxial braided fabric with laid in yarns running in the axis of braiding.

Braiding -- A textile process where two or more strands, yarns or tapes are intertwined in the bias direction to form an integrated structure.

Broadgoods -- A term loosely applied to prepreg material greater than about 12 inches in width, usually furnished by suppliers in continuous rolls. The term is currently used to designate both collimated uniaxial tape and woven fabric prepreps.

Buckling (Composite) -- A mode of structural response characterized by an out-of-plane material deflection due to compressive action on the structural element involved. In advanced composites, buckling may take the form not only of conventional general instability and local instability but also a micro-instability of individual fibers.

Bundle -- A general term for a collection of essentially parallel filaments or fibers.

C-Stage -- The final stage of the curing reaction of a thermosetting resin in which the material has become practically infusible and insoluble. (Normally considered fully cured and sometimes referred to as **resite**.)

Capstan -- A friction type take-up device which moves braided fabric away from the fell. The speed of which determines the braid angle.

Carbon Fibers -- Fibers produced by the pyrolysis of organic precursor fibers such as rayon, polyacrylonitrile (PAN), and pitch in an inert atmosphere. The term is often used interchangeably with "graphite"; however, carbon fibers and graphite fibers differ in the temperature at which the fibers are made and heat-treated, and the amount of carbon produced. Carbon fibers typically are carbonized at about 2400°F (1300°C) and assay at 93 to 95% carbon, while graphite fibers are graphitized at 3450 to 5450°F (1900 to 3000°C) and assay at more than 99% elemental carbon.

Carrier -- A mechanism for carrying a package of yarn through the braid weaving motion. A typical carrier consists of a bobbin spindle, a track follower, and a tensioning device.

Caul Plates -- Smooth metal plates, free of surface defects, the same size and shape as a composite lay-up, used immediately in contact with the lay-up during the curing process to transmit normal pressure and to provide a smooth surface on the finished laminate.

Censoring -- Data is right (left) censored at M , if, whenever an observation is less than or equal to M (greater than or equal to M), the actual value of the observation is recorded. If the observation exceeds (is less than) M , the observation is recorded as M .

Chain-Growth Polymerization -- One of the two principal polymerization mechanisms. In chain-growth polymerization, the reactive groups are continuously regenerated during the growth process. Once started, the polymer molecule grows rapidly by a chain of reactions emanating from a particular reactive initiator which may be a free radical, cation or anion.

Chromatogram -- A plot of detector response against peak volume of solution (eluate) emerging from the system for each of the constituents which have been separated.

Circuit -- One complete traverse of the fiber feed mechanism of a winding machine; one complete traverse of a winding band from one arbitrary point along the winding path to another point on a plane through the starting point and perpendicular to the axis.

Cocuring -- The act of curing a composite laminate and simultaneously bonding it to some other prepared surface during the same cure cycle (see **Secondary Bonding**).

Coefficient of Linear Thermal Expansion -- The change in length per unit length resulting from a one-degree rise in temperature.

Coefficient of Variation -- The ratio of the population (or sample) standard deviation to the population (or sample) mean.

Collimated -- Rendered parallel.

Compatible -- The ability of different resin systems to be processed in contact with each other without degradation of end product properties. (See **Compatible**, Volume 1, Section 8.1.4)

Composite Class -- As used in the handbook, a major subdivision of composite construction in which the class is defined by the fiber system and the matrix class, e.g., organic-matrix filamentary laminate.

Composite Material -- Composites are considered to be combinations of materials differing in composition or form on a macroscale. The constituents retain their identities in the composite; that is, they do not dissolve or otherwise merge completely into each other although they act in concert. Normally, the components can be physically identified and exhibit an interface between one another.

Compound -- An intimate mixture of polymer or polymers with all the materials necessary for the finished product.

Condensation Polymerization -- This is a special type of step-growth polymerization characterized by the formation of water or other simple molecules during the stepwise addition of reactive groups.

Confidence Coefficient -- See **Confidence Interval**.

Confidence Interval -- A confidence interval is defined by a statement of one of the following forms:

- (1) $P\{a < \theta\} \# 1 - \alpha$
- (2) $P\{\theta < b\} \# 1 - \alpha$
- (3) $P\{a < \theta < b\} \# 1 - \alpha$

where $1 - \alpha$ is called the confidence coefficient. A statement of type (1) or (2) is called a one-sided confidence interval and a statement of type (3) is called a two-sided confidence interval. In (1) a is a lower confidence limit and in (2) b is an upper confidence limit. With probability at least $1 - \alpha$, the confidence interval will contain the parameter θ .

Constituent -- In general, an element of a larger grouping. In advanced composites, the principal constituents are the fibers and the matrix.

Continuous Filament -- A yarn or strand in which the individual filaments are substantially the same length as the strand.

Coupling Agent -- Any chemical substance designed to react with both the reinforcement and matrix phases of a composite material to form or promote a stronger bond at the interface. Coupling agents are applied to the reinforcement phase from an aqueous or organic solution or from a gas phase, or added to the matrix as an integral blend.

Coverage -- The measure of the fraction of surface area covered by the braid.

Crazing -- Apparent fine cracks at or under the surface of an organic matrix.

Creel -- A framework arranged to hold tows, rovings, or yarns so that many ends can be withdrawn smoothly and evenly without tangling.

Creep -- The time dependent part of strain resulting from an applied stress.

Creep, Rate Of -- The slope of the creep-time curve at a given time.

Crimp -- The undulations induced into a braided fabric via the braiding process.

Crimp Angle -- The maximum acute angle of a single braided yarn's direction measured from the average axis of tow.

Crimp Exchange -- The process by which a system of braided yarns reaches equilibrium when put under tension or compression.

Critical Value(s) -- When testing a one-sided statistical hypothesis, a critical value is the value such that, if the test statistic is greater than (less than) the critical value, the hypothesis is rejected. When testing a two-sided statistical hypothesis, two critical values are determined. If the test statistic is either less than the smaller critical value or greater than the larger critical value, then the hypothesis is rejected. In both cases, the critical value chosen depends on the desired risk (often 0.05) of rejecting the hypothesis when it is true.

Crossply -- Any filamentary laminate which is not uniaxial. Same as Angleply. In some references, the term crossply is used to designate only those laminates in which the laminae are at right angles to one another, while the term angleply is used for all others. In the handbook, the two terms are used synonymously. The reservation of a separate terminology for only one of several basic orientations is unwarranted because a laminate orientation code is used.

Cumulative Distribution Function -- See Volume 1, Section 8.1.4.

Cure -- To change the properties of a thermosetting resin irreversibly by chemical reaction, i.e., condensation, ring closure, or addition. Cure may be accomplished by addition of curing (cross-linking) agents, with or without catalyst, and with or without heat. Cure may occur also by addition, such as occurs with anhydride cures for epoxy resin systems.

Cure Cycle -- The schedule of time periods at specified conditions to which a reacting thermosetting material is subjected in order to reach a specified property level.

Cure Stress -- A residual internal stress produced during the curing cycle of composite structures. Normally, these stresses originate when different components of a lay-up have different thermal coefficients of expansion.

Debond -- A deliberate separation of a bonded joint or interface, usually for repair or rework purposes. (See **Disbond**, **Unbond**).

Deformation -- The change in shape of a specimen caused by the application of a load or force.

Degradation -- A deleterious change in chemical structure, physical properties or appearance.

Delamination -- The separation of the layers of material in a laminate. This may be local or may cover a large area of the laminate. It may occur at any time in the cure or subsequent life of the laminate and may arise from a wide variety of causes.

Denier -- A direct numbering system for expressing linear density, equal to the mass in grams per 9000 meters of yarn, filament, fiber, or other textile strand.

Density -- The mass per unit volume.

Desorption -- A process in which an absorbed or adsorbed material is released from another material. Desorption is the reverse of absorption, adsorption, or both.

Deviation -- Variation from a specified dimension or requirement, usually defining the upper and lower limits.

Dielectric Constant -- The ratio of the capacity of a condenser having a dielectric constant between the plates to that of the same condenser when the dielectric is replaced by a vacuum; a measure of the electrical charge stored per unit volume at unit potential.

Dielectric Strength -- The average potential per unit thickness at which failure of the dielectric material occurs.

Disbond -- An area within a bonded interface between two adherends in which an adhesion failure or separation has occurred. It may occur at any time during the life of the structure and may arise from a wide variety of causes. Also, colloquially, an area of separation between two laminae in the finished laminate (in this case the term "delamination" is normally preferred.) (See **Debond**, **Unbond**, **Delamination**.)

Volume 2, Chapter 1 General Information

Distribution -- A formula which gives the probability that a value will fall within prescribed limits. (See **Normal**, **Weibull**, and **Lognormal Distributions**, also Volume 1, Section 8.1.4).

Dry -- a material condition of moisture equilibrium with a surrounding environment at 5% or lower relative humidity.

Dry Fiber Area -- Area of fiber not totally encapsulated by resin.

Ductility -- The ability of a material to deform plastically before fracturing.

Elasticity -- The property of a material which allows it to recover its original size and shape immediately after removal of the force causing deformation.

Elongation -- The increase in gage length or extension of a specimen during a tension test, usually expressed as a percentage of the original gage length.

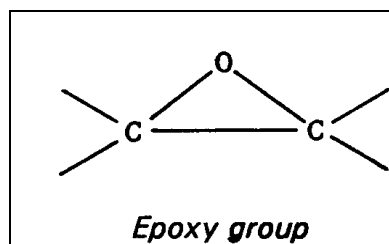
Eluate -- The liquid emerging from a column (in liquid chromatography).

Eluent -- The mobile phase used to sweep or elute the sample (solute) components into, through, and out of the column.

End -- A single fiber, strand, roving or yarn being or already incorporated into a product. An end may be an individual warp yarn or cord in a woven fabric. In referring to aramid and glass fibers, an end is usually an untwisted bundle of continuous filaments.

Epoxy Equivalent Weight -- The number of grams of resin which contain one chemical equivalent of the epoxy group.

Epoxy Resin -- Resins which may be of widely different structures but are characterized by the presence of the epoxy group. (The epoxy or epoxide group is usually present as a glycidyl ether, glycidyl amine, or as part of an aliphatic ring system. The aromatic type epoxy resins are normally used in composites.)



Extensometer -- A device for measuring linear strain.

F-Distribution -- See Volume 1, Section 8.1.4.

Fabric, Nonwoven -- A textile structure produced by bonding or interlocking of fibers, or both, accomplished by mechanical, chemical, thermal, or solvent means, and combinations thereof.

Fabric, Woven -- A generic material construction consisting of interlaced yarns or fibers, usually a planar structure. Specifically, as used in this handbook, a cloth woven in an established weave pattern from advanced fiber yarns and used as the fibrous constituent in an advanced composite lamina. In a fabric lamina, the warp direction is considered the longitudinal direction, analogous to the filament direction in a filamentary lamina.

Fell -- The point of braid formation, which is defined as the point at which the yarns in a braid system cease movement relative to each other.

Fiber -- A general term used to refer to filamentary materials. Often, fiber is used synonymously with filament. It is a general term for a filament of finite length. A unit of matter, either natural or manmade, which forms the basic element of fabrics and other textile structures.

Fiber Content -- The amount of fiber present in a composite. This is usually expressed as a percentage volume fraction or weight fraction of the composite.

Fiber Count -- The number of fibers per unit width of ply present in a specified section of a composite.

Fiber Direction -- The orientation or alignment of the longitudinal axis of the fiber with respect to a stated reference axis.

Fiber System -- The type and arrangement of fibrous material which comprises the fiber constituent of an advanced composite. Examples of fiber systems are collimated filaments or filament yarns, woven fabric, randomly oriented short-fiber ribbons, random fiber mats, whiskers, etc.

Fiber Volume (Fraction) -- See fiber content.

Filament -- The smallest unit of a fibrous material. The basic units formed during spinning and which are gathered into strands of fiber, (for use in composites). Filaments usually are of extreme length and of very small diameter. Filaments normally are not used individually. Some textile filaments can function as a yarn when they are of sufficient strength and flexibility.

Filamentary Composite -- A composite material reinforced with continuous fibers.

Filament winding -- See **Winding**.

Filament Wound -- Pertaining to an object created by the filament winding method of fabrication.

Fill (Filling) -- In a woven fabric, the yarn running from selvage to selvage at right angles to the warp.

Filler -- A relatively inert substance added to a material to alter its physical, mechanical, thermal, electrical, and other properties or to lower cost. Sometimes the term is used specifically to mean particulate additives.

Finish (or Size System) -- A material, with which filaments are treated, which contains a coupling agent to improve the bond between the filament surface and the resin matrix in a composite material. In addition, finishes often contain ingredients which provide lubricity to the filament surface, preventing abrasive damage during handling, and a binder which promotes strand integrity and facilitates packing of the filaments.

Fixed Effect -- A systematic shift in a measured quantity due to a particular level change of a treatment or condition. (See Volume 1, Section 8.1.4.)

Flash -- Excess material which forms at the parting line of a mold or die, or which is extruded from a closed mold.

Former Plate -- A die attached to a braiding machine which helps to locate the fell.

Fracture Ductility -- The true plastic strain at fracture.

Gage Length -- the original length of that portion of the specimen over which strain or change of length is determined.

Gel -- The initial jelly-like solid phase that develops during formation of a resin from a liquid. Also, a semi-solid system consisting of a network of solid aggregates in which liquid is held.

Gel Coat -- A quick-setting resin used in molding processes to provide an improved surface for the composite; it is the first resin applied to the mold after the mold-release agent.

Gel Point -- The stage at which a liquid begins to exhibit pseudo-elastic properties. (This can be seen from the inflection point on a viscosity-time plot.)

Gel Time -- The period of time from a pre-determined starting point to the onset of gelation (gel point) as defined by a specific test method.

Glass -- An inorganic product of fusion which has cooled to a rigid condition without crystallizing. In the handbook, all reference to glass will be to the fibrous form as used in filaments, woven fabric, yarns, mats, chopped fibers, etc.

Glass Cloth -- Conventionally-woven glass fiber material (see **Scrim**).

Glass Fibers -- A fiber spun from an inorganic product of fusion which has cooled to a rigid condition without crystallizing.

Glass Transition -- The reversible change in an amorphous polymer or in amorphous regions of a partially crystalline polymer from (or to) a viscous or rubbery condition to (or from) a hard and relatively brittle one.

Glass Transition Temperature -- The approximate midpoint of the temperature range over which the glass transition takes place.

Graphite Fibers -- See **Carbon Fibers**.

Greige -- Fabric that has received no finish.

Hand Lay-up -- A process in which components are applied either to a mold or a working surface, and the successive plies are built up and worked by hand.

Hardness -- Resistance to deformation; usually measured by indentation. Types of standard tests include Brinell, Rockwell, Knoop, and Vickers.

Heat Cleaned -- Glass or other fibers which have been exposed to elevated temperatures to remove preliminary sizings or binders which are not compatible with the resin system to be applied.

Heterogeneous -- Descriptive term for a material consisting of dissimilar constituents separately identifiable; a medium consisting of regions of unlike properties separated by internal boundaries. (Note that all nonhomogeneous materials are not necessarily heterogeneous).

Homogeneous -- Descriptive term for a material of uniform composition throughout; a medium which has no internal physical boundaries; a material whose properties are constant at every point, in other words, constant with respect to spatial coordinates (but not necessarily with respect to directional coordinates).

Horizontal Shear -- Sometimes used to indicate interlaminar shear. This is not an approved term for use in this handbook.

Humidity, Relative -- The ratio of the pressure of water vapor present to the pressure of saturated water vapor at the same temperature.

Hybrid -- A composite laminate comprised of laminae of two or more composite material systems. Or, a combination of two or more different fibers such as carbon and glass or carbon and aramid into a structure (tapes, fabrics and other forms may be combined).

Hygroscopic -- Capable of absorbing and retaining atmospheric moisture.

Hysteresis -- The energy absorbed in a complete cycle of loading and unloading.

Inclusion -- A physical and mechanical discontinuity occurring within a material or part, usually consisting of solid, encapsulated foreign material. Inclusions are often capable of transmitting some structural stresses and energy fields, but in a noticeably different manner from the parent material.

Integral Composite Structure -- Composite structure in which several structural elements, which would conventionally be assembled by bonding or with mechanical fasteners after separate fabrication, are instead laid up and cured as a single, complex, continuous structure; e.g., spars, ribs, and one stiffened cover of a wing box fabricated as a single integral part. The term is sometimes applied more loosely to any composite structure not assembled by mechanical fasteners.

Interface -- The boundary between the individual, physically distinguishable constituents of a composite.

Interlaminar -- Between the laminae of a laminate.

Discussion: describing objects (e.g., voids), events (e.g., fracture), or fields (e.g., stress).

Interlaminar Shear -- Shearing force tending to produce a relative displacement between two laminae in a laminate along the plane of their interface.

Intermediate Bearing Stress -- The bearing stress at the point on the bearing load-deformation curve where the tangent is equal to the bearing stress divided by a designated percentage (usually 4%) of the original hole diameter.

Intralaminar -- Within the laminae of a laminate.

Discussion: describing objects (for example, voids), event (for example, fracture), or fields (for example, stress).

Isotropic -- Having uniform properties in all directions. The measured properties of an isotropic material are independent of the axis of testing.

Jammed State -- The state of a braided fabric under tension or compression where the deformation of the fabric is dominated by the deformation properties of the yarn.

Knitting -- A method of constructing fabric by interlocking series of loops of one or more yarns.

Knuckle Area -- The area of transition between sections of different geometry in a filament wound part.

k-Sample Data -- A collection of data consisting of values observed when sampling from k batches.

Laid-In Yarns -- A system of longitudinal yarns in a triaxial braid which are inserted between the bias yarns.

Lamina -- A single ply or layer in a laminate.

Discussion: For filament winding, a lamina is a layer.

Laminae -- Plural of lamina.

Laminate -- for fiber-reinforced composites, a consolidated collection of laminae (plies) with one or more orientations with respect to some reference direction.

Laminate Orientation -- The configuration of a crossplied composite laminate with regard to the angles of crossplying, the number of laminae at each angle, and the exact sequence of the lamina lay-up.

Lattice Pattern -- A pattern of filament winding with a fixed arrangement of open voids.

Lay-up -- A process of fabrication involving the assembly of successive layers of resin-impregnated material.

Lognormal Distribution -- A probability distribution for which the probability that an observation selected at random from this population falls between a and b ($0 < a < b < B$) is given by the area under the normal distribution between $\log a$ and $\log b$. The common (base 10) or the natural (base e) logarithm may be used. (See Volume 1, Section 8.1.4.)

Lower Confidence Bound -- See **Confidence Interval**.

Macro -- In relation to composites, denotes the gross properties of a composite as a structural element but does not consider the individual properties or identity of the constituents.

Macrostrain -- The mean strain over any finite gage length of measurement which is large in comparison to the material's interatomic distance.

Mandrel -- A form fixture or male mold used for the base in the production of a part by lay-up, filament winding or braiding.

Mat -- A fibrous material consisting of randomly oriented chopped or swirled filaments loosely held together with a binder.

Material Acceptance -- The testing of incoming material to ensure that it meets requirements.

Material Qualification -- The procedures used to accept a material by a company or organization for production use.

Material System -- A specific composite material made from specifically identified constituents in specific geometric proportions and arrangements and possessed of numerically defined properties.

Material System Class -- As used in this handbook, a group consisting of material systems categorized by the same generic constituent materials, but without defining the constituents uniquely; e.g., the carbon/epoxy class.

Material Variability -- A source of variability due to the spatial and consistency variations of the material itself and due to variation in its processing. (See Volume 1, Section 8.1.4.)

Matrix -- The essentially homogeneous material in which the fiber system of a composite is embedded.

Matrix Content -- The amount of matrix present in a composite expressed either as percent by weight or percent by volume. Discussion: For polymer matrix composites this is called resin content, which is usually expressed as percent by weight

Mean -- See **Sample Mean** and **Population Mean**.

Mechanical Properties -- The properties of a material that are associated with elastic and inelastic reaction when force is applied, or the properties involving the relationship between stress and strain.

Median -- See **Sample Median** and **Population Median**.

Micro -- In relation to composites, denotes the properties of the constituents, i.e., matrix and reinforcement and interface only, as well as their effects on the composite properties.

Microstrain -- The strain over a gage length comparable to the material's interatomic distance.

Modulus, Chord -- The slope of the chord drawn between any two specified points on the stress-strain curve.

Modulus, initial -- The slope of the initial straight portion of a stress-strain curve.

Modulus, Secant -- The slope of the secant drawn from the origin to any specified point on the stress-strain curve.

Modulus, Tangent -- The ratio of change in stress to change in strain derived from the tangent to any point on a stress-strain curve.

Modulus, Young's -- The ratio of change in stress to change in strain below the elastic limit of a material. (Applicable to tension and compression).

Modulus of Rigidity (also Shear Modulus or Torsional Modulus) -- The ratio of stress to strain below the proportional limit for shear or torsional stress.

Modulus of Rupture, in Bending -- The maximum tensile or compressive stress (whichever causes failure) value in the extreme fiber of a beam loaded to failure in bending. The value is computed from the flexure equation:

$$F^b = \frac{Mc}{I} \quad 1.8(a)$$

where M = maximum bending moment computed from the maximum load and the original moment arm,
 c = initial distance from the neutral axis to the extreme fiber where failure occurs,
 I = the initial moment of inertia of the cross section about its neutral axis.

Modulus of Rupture, in Torsion -- The maximum shear stress in the extreme fiber of a member of circular cross section loaded to failure in torsion calculated from the equation:

$$F^s = \frac{Tr}{J} \quad 1.8(b)$$

where T = maximum twisting moment,
 r = original outer radius,
 J = polar moment of inertia of the original cross section.

Moisture Content -- The amount of moisture in a material determined under prescribed condition and expressed as a percentage of the mass of the moist specimen, i.e., the mass of the dry substance plus the moisture present.

Moisture Equilibrium -- The condition reached by a sample when it no longer takes up moisture from, or gives up moisture to, the surrounding environment.

Mold Release Agent -- A lubricant applied to mold surfaces to facilitate release of the molded article.

Molded Edge -- An edge which is not physically altered after molding for use in final form and particularly one which does not have fiber ends along its length.

Molding -- The forming of a polymer or composite into a solid mass of prescribed shape and size by the application of pressure and heat.

Monolayer -- The basic laminate unit from which crossplied or other laminates are constructed.

Monomer -- A compound consisting of molecules each of which can provide one or more constitutional units.

NDE -- Nondestructive evaluation. Broadly considered synonymous with NDI.

NDI -- Nondestructive inspection. A process or procedure for determining the quality or characteristics of a material, part, or assembly without permanently altering the subject or its properties.

NDT -- Nondestructive testing. Broadly considered synonymous with NDI.

Necking -- A localized reduction in cross-sectional area which may occur in a material under tensile stress.

Negatively Skewed -- A distribution is said to be negatively skewed if the distribution is not symmetric and the longest tail is on the left.

Nominal Specimen Thickness -- The nominal ply thickness multiplied by the number of plies.

Nominal Value -- A value assigned for the purpose of a convenient designation. A nominal value exists in name only.

Normal Distribution -- A two parameter (μ, σ) family of probability distributions for which the probability that an observation will fall between a and b is given by the area under the curve

$$f(x) = \frac{1}{\sigma\sqrt{2\pi}} \exp\left[-\frac{(x-\mu)^2}{2\sigma^2}\right] \quad 1.8(c)$$

between a and b. (See Volume 1, Section 8.1.4.)

Normalization -- A mathematical procedure for adjusting raw test values for fiber-dominated properties to a single (specified) fiber volume content.

Normalized Stress -- Stress value adjusted to a specified fiber volume content by multiplying the measured stress value by the ratio of specimen fiber volume to the specified fiber volume. This ratio may be obtained directly by experimentally measuring fiber volume, or indirectly by calculation using specimen thickness and fiber areal weight.

Observed Significance Level (OSL) -- The probability of observing a more extreme value of the test statistic when the null hypotheses is true.

Offset Shear Strength --- (from valid execution of a material property shear response test) the value of shear stress at the intersection between a line parallel to the shear chord modulus of elasticity and the shear stress/strain curve, where the line has been offset along the shear strain axis from the origin by a specified strain offset value.

Oligomer -- A polymer consisting of only a few monomer units such as a dimer, trimer, etc., or their mixtures.

One-Sided Tolerance Limit Factor -- See **Tolerance Limit Factor**.

Orthotropic -- Having three mutually perpendicular planes of elastic symmetry.

Oven Dry -- The condition of a material that has been heated under prescribed conditions of temperature and humidity until there is no further significant change in its mass.

PAN Fibers -- Reinforcement fiber derived from the controlled pyrolysis of poly(acrylonitrile) fiber.

Parallel Laminate -- A laminate of woven fabric in which the plies are aligned in the same position as originally aligned in the fabric roll.

Parallel Wound -- A term used to describe yarn or other material wound into a flanged spool.

Peel Ply -- A layer of resin free material used to protect a laminate for later secondary bonding.

pH -- A measure of acidity or alkalinity of a solution, with neutrality represented by a value of 7, with increasing acidity corresponding to progressively smaller values, and increasing alkalinity corresponding to progressively higher values.

Pick Count -- The number of filling yarns per inch or per centimeter of woven fabric.

Pitch Fibers -- Reinforcement fiber derived from petroleum or coal tar pitch.

Plastic -- A material that contains one or more organic polymers of large molecular weight, is solid in its finished state, and, at some state in its manufacture or processing into finished articles, can be shaped by flow.

Plasticizer -- A material of lower molecular weight added to a polymer to separate the molecular chains. This results in a depression of the glass transition temperature, reduced stiffness and brittleness, and improved processability. (Note, many polymeric materials do not need a plasticizer.)

Plied Yarn -- A yarn formed by twisting together two or more single yarns in one operation.

Poisson's Ratio -- The absolute value of the ratio of transverse strain to the corresponding axial strain resulting from uniformly distributed axial stress below the proportional limit of the material.

Polymer -- An organic material composed of molecules characterized by the repetition of one or more types of monomeric units.

Polymerization -- A chemical reaction in which the molecules of monomers are linked together to form polymers via two principal reaction mechanisms. Addition polymerizations proceed by chain growth and most condensation polymerizations through step growth.

Population -- The set of measurements about which inferences are to be made or the totality of possible measurements which might be obtained in a given testing situation. For example, "all possible ultimate tensile strength measurements for carbon/epoxy system A, conditioned at 95% relative humidity and room temperature". In order to make inferences about a population, it is often necessary to make assumptions about its distributional form. The assumed distributional form may also be referred to as the population. (See Volume 1, Section 8.1.4.)

Population Mean -- The average of all potential measurements in a given population weighted by their relative frequencies in the population. (See Volume 1, Section 8.1.4.)

Population Median -- That value in the population such that the probability of exceeding it is 0.5 and the probability of being less than it is 0.5. (See Volume 1, Section 8.1.4.)

Population Variance -- A measure of dispersion in the population.

Volume 2, Chapter 1 General Information

Porosity -- A condition of trapped pockets of air, gas, or vacuum within a solid material, usually expressed as a percentage of the total nonsolid volume to the total volume (solid plus nonsolid) of a unit quantity of material.

Positively Skewed -- A distribution is said to be positively skewed if the distribution is not symmetric and the longest tail is on the right.

Postcure -- Additional elevated temperature cure, usually without pressure, to increase the glass transition temperature, to improve final properties, or to complete the cure.

Pot Life -- The period of time during which a reacting thermosetting composition remains suitable for its intended processing after mixing with a reaction initiating agent.

Precision -- The degree of agreement within a set of observations or test results obtained. Precision involves repeatability and reproducibility.

Precursor (for Carbon or Graphite Fiber) -- Either the PAN or pitch fibers from which carbon and graphite fibers are derived.

Preform -- An assembly of dry fabric and fibers which has been prepared for one of several different wet resin injection processes. A preform may be stitched or stabilized in some other way to hold its A shape. A commingled preform may contain thermoplastic fibers and may be consolidated by elevated temperature and pressure without resin injection.

Preply -- Layers of prepreg material, which have been assembled according to a user specified stacking sequence.

Prepreg -- Ready to mold or cure material in sheet form which may be tow, tape, cloth, or mat impregnated with resin. It may be stored before use.

Pressure -- The force or load per unit area.

Probability Density Function -- See Volume 1, Section 8.1.4.

Proportional Limit -- The maximum stress that a material is capable of sustaining without any deviation from the proportionality of stress to strain (also known as Hooke's law).

Quasi-Isotropic Laminate -- A balanced and symmetric laminate for which a constitutive property of interest, at a given point, displays isotropic behavior in the plane of the laminate.

Discussion: Common quasi-isotropic laminates are $(0/\pm 60)_s$ and $(0/\pm 45/90)_s$.

Random Effect -- A shift in a measured quantity due to a particular level change of an external, usually uncontrollable, factor. (See Volume 1, Section 8.1.4.)

Random Error -- That part of the data variation that is due to unknown or uncontrolled factors and that affects each observation independently and unpredictably. (See Volume 1, Section 8.1.4.)

Reduction of Area -- The difference between the original cross sectional area of a tension test specimen and the area of its smallest cross section, usually expressed as a percentage of the original area.

Refractive Index - The ratio of the velocity of light (of specified wavelength) in air to its velocity in the substance under examination. Also defined as the sine of the angle of incidence divided by the sine of the angle of refraction as light passes from air into the substance.

Volume 2, Chapter 1 General Information

Reinforced Plastic -- A plastic with relatively high stiffness or very high strength fibers embedded in the composition. This improves some mechanical properties over that of the base resin.

Release Agent -- See **Mold Release Agent**.

Resilience -- A property of a material which is able to do work against restraining forces during re-
turn from a deformed condition.

Resin -- An organic polymer or prepolymer used as a matrix to contain the fibrous reinforcement in a composite material or as an adhesive. This organic matrix may be a thermoset or a thermoplastic, and may contain a wide variety of components or additives to influence; handleability, processing behavior and ultimate properties.

Resin Content -- See **Matrix content**.

Resin Starved Area -- Area of composite part where the resin has a non-continuous smooth cover-
age of the fiber.

Resin System -- A mixture of resin, with ingredients such as catalyst, initiator, diluents, etc. required for the intended processing and final product.

Room Temperature Ambient (RTA) -- 1) an environmental condition of $73\pm 5^{\circ}\text{F}$ ($23\pm 3^{\circ}\text{C}$) at ambient laboratory relative humidity; 2) a material condition where, immediately following consolidation/cure, the material is stored at $73\pm 5^{\circ}\text{F}$ ($23\pm 3^{\circ}\text{C}$) and at a maximum relative humidity of 60%.

Roving -- A number of strands, tows, or ends collected into a parallel bundle with little or no twist. In spun yarn production, an intermediate state between sliver and yarn.

S-Basis (or S-Value) -- The mechanical property value which is usually the specified minimum value of the appropriate government specification or SAE Aerospace Material Specification for this material.

Sample -- A small portion of a material or product intended to be representative of the whole. Statis-
tically, a sample is the collection of measurements taken from a specified population. (See Volume 1, Section 8.1.4.)

Sample Mean -- The arithmetic average of the measurements in a sample. The sample mean is an estimator of the population mean. (See Volume 1, Section 8.1.4.)

Sample Median -- Order the observation from smallest to largest. Then the sample median is the value of the middle observation if the sample size is odd; the average of the two central observations if n is even. If the population is symmetric about its mean, the sample median is also an estimator of the population mean. (See Volume 1, Section 8.1.4.)

Sample Standard Deviation -- The square root of the sample variance. (See Volume 1, Section 8.1.4.)

Sample Variance -- The sum of the squared deviations from the sample mean, divided by $n-1$. (See Volume 1, Section 8.1.4.)

Sandwich Construction -- A structural panel concept consisting in its simplest form of two relatively thin, parallel sheets of structural material bonded to, and separated by, a relatively thick, light-weight core.

Saturation -- An equilibrium condition in which the net rate of absorption under prescribed conditions falls essentially to zero.

Scrim (also called **Glass Cloth, Carrier**) -- A low cost fabric woven into an open mesh construction, used in the processing of tape or other B-stage material to facilitate handling.

Secondary Bonding -- The joining together, by the process of adhesive bonding, of two or more already-cured composite parts, during which the only chemical or thermal reaction occurring is the curing of the adhesive itself.

Selvage or Selvedge -- The woven edge portion of a fabric parallel to the warp.

Set -- The strain remaining after complete release of the force producing the deformation.

Shear Fracture (for crystalline type materials) -- A mode of fracture resulting from translation along slip planes which are preferentially oriented in the direction of the shearing stress.

Shelf Life -- The length of time a material, substance, product, or reagent can be stored under specified environmental conditions and continue to meet all applicable specification requirements and/or remain suitable for its intended function.

Short Beam Strength (SBS) -- a test result from valid execution of ASTM test method D2344.

Significant -- Statistically, the value of a test statistic is significant if the probability of a value at least as extreme is less than or equal to a predetermined number called the significance level of the test.

Significant Digit -- Any digit that is necessary to define a value or quantity.

Size System -- See **Finish**.

Sizing -- A generic term for compounds which are applied to yarns to bind the fiber together and stiffen the yarn to provide abrasion-resistance during weaving. Starch, gelatin, oil, wax, and man-made polymers such as polyvinyl alcohol, polystyrene, polyacrylic acid, and polyacetates are employed.

Skewness -- See **Positively Skewed, Negatively Skewed**.

Sleeving -- A common name for tubular braided fabric.

Slenderness Ratio -- The unsupported effective length of a uniform column divided by the least radius of gyration of the cross-sectional area.

Sliver -- A continuous strand of loosely assembled fiber that is approximately uniform in cross-sectional area and has no twist.

Solute -- The dissolved material.

Specific Gravity -- The ratio of the weight of any volume of a substance to the weight of an equal volume of another substance taken as standard at a constant or stated temperature. Solids and liquids are usually compared with water at 39°F (4°C).

Specific Heat -- The quantity of heat required to raise the temperature of a unit mass of a substance one degree under specified conditions.

Specimen -- A piece or portion of a sample or other material taken to be tested. Specimens normally are prepared to conform with the applicable test method.

Spindle -- A slender upright rotation rod on a spinning frame, roving frame, twister or similar machine.

Standard Deviation -- See **Sample Standard Deviation**.

Staple -- Either naturally occurring fibers or lengths cut from filaments.

Step-Growth Polymerization -- One of the two principal polymerization mechanisms. In step-growth polymerization, the reaction grows by combination of monomer, oligomer, or polymer molecules through the consumption of reactive groups. Since average molecular weight increases with monomer consumption, high molecular weight polymers are formed only at high degrees of conversion.

Strain -- the per unit change, due to force, in the size or shape of a body referred to its original size or shape. Strain is a nondimensional quantity, but it is frequently expressed in inches per inch, meters per meter, or percent.

Strand -- Normally an untwisted bundle or assembly of continuous filaments used as a unit, including slivers, tow, ends, yarn, etc. Sometimes a single fiber or filament is called a strand.

Strength -- the maximum stress which a material is capable of sustaining.

Stress -- The intensity at a point in a body of the forces or components of forces that act on a given plane through the point. Stress is expressed in force per unit area (pounds-force per square inch, megapascals, etc.).

Stress Relaxation -- The time dependent decrease in stress in a solid under given constraint conditions.

Stress-Strain Curve (Diagram) -- A graphical representation showing the relationship between the change in dimension of the specimen in the direction of the externally applied stress and the magnitude of the applied stress. Values of stress usually are plotted as ordinates (vertically) and strain values as abscissa (horizontally).

Structural Element -- a generic element of a more complex structural member (for example, skin, stringer, shear panels, sandwich panels, joints, or splices).

Structured Data -- See Volume 1, Section 8.1.4.

Surfacing Mat -- A thin mat of fine fibers used primarily to produce a smooth surface on an organic matrix composite.

Symmetrical Laminate -- A composite laminate in which the sequence of plies below the laminate midplane is a mirror image of the stacking sequence above the midplane.

Tack -- Stickiness of the prepreg.

Tape -- Prepreg fabricated in widths up to 12 inches wide for carbon and 3 inches for boron. Cross stitched carbon tapes up to 60 inches wide are available commercially in some cases.

Tenacity -- The tensile stress expressed as force per unit linear density of the unstrained specimen i.e., grams-force per denier or grams-force per tex.

Tex -- A unit for expressing linear density equal to the mass or weight in grams of 1000 meters of filament, fiber, yarn or other textile strand.

Thermal Conductivity -- Ability of a material to conduct heat. The physical constant for quantity of heat that passes through unit cube of a substance in unit time when the difference in temperature of two faces is one degree.

Volume 2, Chapter 1 General Information

Thermoplastic -- A plastic that repeatedly can be softened by heating and hardened by cooling through a temperature range characteristic of the plastic, and when in the softened stage, can be shaped by flow into articles by molding or extrusion.

Thermoset -- A class of polymers that, when cured using heat, chemical, or other means, changes into a substantially infusible and insoluble material.

Tolerance -- The total amount by which a quantity is allowed to vary.

Tolerance Limit -- A lower (upper) confidence limit on a specified percentile of a distribution. For example, the B-basis value is a 95% lower confidence limit on the tenth percentile of a distribution.

Tolerance Limit Factor -- The factor which is multiplied by the estimate of variability in computing the tolerance limit.

Toughness -- A measure of a material's ability to absorb work, or the actual work per unit volume or unit mass of material that is required to rupture it. Toughness is proportional to the area under the load-elongation curve from the origin to the breaking point.

Tow -- An untwisted bundle of continuous filaments. Commonly used in referring to man-made fibers, particularly carbon and graphite fibers, in the composites industry.

Transformation -- A transformation of data values is a change in the units of measurement accomplished by applying a mathematical function to all data values. For example, if the data is given by x , then $y = x + 1$, x , $1/x$, $\log x$, and $\cos x$ are transformations.

Transition, First Order -- A change of state associated with crystallization or melting in a polymer.

Transversely Isotropic -- Descriptive term for a material exhibiting a special case of orthotropy in which properties are identical in two orthotropic dimensions, but not the third; having identical properties in both transverse directions but not the longitudinal direction.

Traveller -- A small piece of the same product (panel, tube, etc.) as the test specimen, used for example to measure moisture content as a result of conditioning.

Twist -- The number of turns about its axis per unit of length in a yarn or other textile strand. It may be expressed as turns per inch (tpi) or turns per centimeter (tpcm).

Twist, Direction of -- The direction of twist in yarns and other textile strands is indicated by the capital letters S and Z. Yarn has S twist if, when held in a vertical position, the visible spirals or helices around its central axis are in the direction of slope of the central portion of the letter S, and Z twist is in the other direction.

Twist Multiplier -- The ratio of turns per inch to the square root of the cotton count.

Typical Basis -- A typical property value is a sample mean. Note that the typical value is defined as the simple arithmetic mean which has a statistical connotation of 50% reliability with a 50% confidence.

Unbond -- An area within a bonded interface between two adherends in which the intended bonding action failed to take place. Also used to denote specific areas deliberately prevented from bonding in order to simulate a defective bond, such as in the generation of quality standards specimens. (See **Disbond**, **Debond**).

Unidirectional Fiber-Reinforced Composite -- Any fiber-reinforced composite with all fibers aligned in a single direction.

Unit Cell -- The term applied to the path of a yarn in a braided fabric representing a unit cell of a repeating geometric pattern. The smallest element representative of the braided structure.

Unstructured Data -- See Volume 1, Section 8.1.4.

Upper Confidence Limit -- See **Confidence Interval**.

Vacuum Bag Molding -- A process in which the lay-up is cured under pressure generated by drawing a vacuum in the space between the lay-up and a flexible sheet placed over it and sealed at the edges.

Variance -- See **Sample Variance**.

Viscosity -- The property of resistance to flow exhibited within the body of a material.

Void - Any pocket of enclosed gas or near-vacuum within a composite.

Warp -- The longitudinally oriented yarn in a woven fabric (see **Fill**); a group of yarns in long lengths and approximately parallel.

Weibull Distribution (Two-Parameter) -- A probability distribution for which the probability that a randomly selected observation from this population lies between a and b ($0 < a < b < 4$) is given by Equation 1.8(d) where α is called the scale parameter and β is called the shape parameter. (See Volume 1, Section 8.1.4.)

$$\exp\left[-\left(\frac{a}{\alpha}\right)^\beta\right] - \exp\left[-\left(\frac{b}{\alpha}\right)^\beta\right] \quad 1.8(d)$$

Wet Lay-up -- A method of making a reinforced product by applying a liquid resin system while or after the reinforcement is put in place.

Wet Strength -- The strength of an organic matrix composite when the matrix resin is saturated with absorbed moisture. (See **Saturation**).

Wet Winding -- A method of filament winding in which the fiber reinforcement is coated with the resin system as a liquid just prior to wrapping on a mandrel.

Whisker -- A short single crystal fiber or filament. Whisker diameters range from 1 to 25 microns, with aspect ratios between 100 and 15,000.

Winding -- A process in which continuous material is applied under controlled tension to a form in a predetermined geometric relationship to make a structure.

Discussion: A matrix material to bind the fibers together may be added before, during or after winding. Filament winding is the most common type.

Work Life -- The period during which a compound, after mixing with a catalyst, solvent, or other compounding ingredient, remains suitable for its intended use.

Woven Fabric Composite -- A major form of advanced composites in which the fiber constituent consists of woven fabric. A woven fabric composite normally is a laminate comprised of a number of laminae, each of which consists of one layer of fabric embedded in the selected matrix material. Individual fabric laminae are directionally oriented and combined into specific multiaxial laminates for application to specific envelopes of strength and stiffness requirements.

Yarn -- A generic term for strands or bundles of continuous filaments or fibers, usually twisted and suitable for making textile fabric.

Yarn, Plied -- Yarns made by collecting two or more single yarns together. Normally, the yarns are twisted together though sometimes they are collected without twist.

Yield Strength -- The stress at which a material exhibits a specified limiting deviation from the proportionality of stress to strain. (The deviation is expressed in terms of strain such as 0.2 percent for the Offset Method or 0.5 percent for the Total Extension Under Load Method.)

X-Axis -- In composite laminates, an axis in the plane of the laminate which is used as the 0 degree reference for designating the angle of a lamina.

X-Y Plane -- In composite laminates, the reference plane parallel to the plane of the laminate.

Y-Axis -- In composite laminates, the axis in the plane of the laminate which is perpendicular to the x-axis.

Z-Axis -- In composite laminates, the reference axis normal to the plane of the laminate.

REFERENCES

- 1.6.1(a) *DOD/NASA Advanced Composites Design Guide*, Vol. 4, Section 4.0.5, Air Force Wright Aeronautical Laboratories, Dayton, OH, prepared by Rockwell International Corporation, 1983 (distribution limited).
- 1.6.1(b) ASTM Guide E1309, "Identification of Composite Materials in Computerized Material Property Databases," *Annual Book of ASTM Standards*, Vol. 15.03, American Society for Testing and Materials, West Conshohocken, PA.
- 1.7(a) Military Standardization Handbook, *Metallic Materials and Elements for Aerospace Vehicle Structures*, MIL-HDBK-5D, Change Notice 2, May, 1985.
- 1.7(b) *DOD/NASA Advanced Composites Design Guide*, Air Force Wright Aeronautical Laboratories, Dayton, OH, prepared by Rockwell International Corporation, 1983 (distribution limited).
- 1.7(c) ASTM Terminology E206, "Definitions of Terms Relating to Fatigue Testing and the Statistical Analysis of Fatigue Data," *Annual Book of ASTM Standards*, Vol. 03.01, American Society for Testing and Materials, West Conshohocken, PA. (canceled March 27, 1987; replaced by ASTM E 1150).
- 1.7.2(a) ASTM Practice E380, "Metric Practice," *Annual Book of ASTM Standards*, Vol. 14.01, American Society for Testing and Materials, West Conshohocken, PA. (canceled April 28, 1997; now sold in book form called "Metric 97").
- 1.7.2(b) *Engineering Design Handbook: Metric Conversion Guide*, DARCOM P 706-470, July 1976.
- 1.7.2(c) *The International System of Units (SI)*, NBS Special Publication 330, National Bureau of Standards, 1986 edition.
- 1.7.2(d) *Units and Systems of Weights and Measures, Their Origin, Development, and Present Status*, NBS Letter Circular LC 1035, National Bureau of Standards, November 1985.
- 1.7.2(e) *The International System of Units Physical Constants and Conversion Factors*, NASA Special Publication 7012, 1964.

This page intentionally left blank

CHAPTER 2 FIBER PROPERTIES

2.1 INTRODUCTION

2.2 CARBON FIBERS

2.3 ARAMID FIBERS

2.4 GLASS FIBERS

2.5 BORON FIBERS

2.6 ALUMINA FIBERS

2.7 SILICON CARBIDE FIBERS

2.8 QUARTZ FIBERS

This page intentionally left blank

CHAPTER 3 MATRIX PROPERTIES

3.1 INTRODUCTION

3.2 EPOXIES

3.2.1 General Characteristics

3.2.2 Index of Supplies, Designations, and Abbreviations

3.3 POLYESTERS

3.4 PHENOLICS

3.5 SILICONES

3.6 BISMALEIMIDES

3.7 POLYBENZIMIDAZOLES

3.8 POLYIMIDES, THERMOSET

3.9 POLYETHERETHERKETONES

3.10 POLYPHENYLENE SULFIDES

3.11 POLYETHERIMIDES

3.12 POLYSULFONES

3.13 POLYAMIDE-IMIDES

3.14 POLYIMIDES, THERMOPLASTICS

This page intentionally left blank

CHAPTER 4 CARBON FIBER COMPOSITES

4.1 INTRODUCTION

4.2 CARBON - EPOXY COMPOSITES

4.2.1 T-500 12k/976 unidirectional tape

Material Description:

Material: T-500 12k/976

Form: Unidirectional tape, fiber areal weight of 142 g/m², typical cured resin content of 28-34%, typical cured ply thickness of 0.0053 inches.

Processing: Autoclave cure; 240°F, 85 psi, 1 hour; 350°F, 100 psi for 2 hours.

General Supplier Information:

Fiber: T-500 fibers are continuous carbon filaments made from PAN precursor, surface treated to improve handling characteristics and structural properties. Filament count is 12,000 filaments/tow. Typical tensile modulus is 35.5 x 10⁶ psi. Typical tensile strength is 575,000 psi.

Matrix: 976 is a high flow, modified epoxy resin that meets the NASA outgassing requirements. 10 days out-time at 72°F.

Maximum Short Term Service Temperature: 350°F (dry), 250°F (wet)

Typical applications: General purpose commercial and military structural applications, good hot/wet properties.

4.2.1 T500 12k/976 unidirectional tape*

MATERIAL:	T-500 12k/976 unidirectional tape			C/Ep 145-UT T-500/976 Summary
FORM:	Fiberite Hy-E 3076P unidirectional tape prepreg			
FIBER:	Union Carbide Thornel T-500 12k	MATRIX:	Fiberite 976	
T _g (dry):	361°F	T _g (wet):	T _g METHOD:	
PROCESSING:	240°F, 1 hour, 85 psi; 350°F, 2 hours, 100 psi			

* DATA WERE SUBMITTED BEFORE THE ESTABLISHMENT OF DATA DOCUMENTATION REQUIREMENTS (JUNE 1989). ALL DOCUMENTATION PRESENTLY REQUIRED WERE NOT SUPPLIED FOR THIS MATERIAL.

Date of fiber manufacture	Date of testing	
Date of resin manufacture	Date of data submittal	6/88
Date of form manufacture	12/83	Date of analysis
Date of composite manufacture		1/93

LAMINA PROPERTY SUMMARY

	75°F/A		-65°F/A		250°F/A			
Tension, 1-axis	II-I		II-I		II-I			
Tension, 2-axis	II-I		II-I		II-I			
Tension, 3-axis								
Compression, 1-axis								
Compression, 2-axis								
Compression, 3-axis								
Shear, 12-plane								
Shear, 23-plane								
Shear, 31-plane								

Classes of data in Strength/Modulus/Poisson's Ratio/Strain-to-Failure order: A = A75, a = A55, B = B30, b = B18, M = Mean, I = Interim, S = Screening, - = no data (See Table 1.4.2(c))

* DATA WERE SUBMITTED BEFORE THE ESTABLISHMENT OF DATA DOCUMENTATION REQUIREMENTS (JUNE 1989). ALL DOCUMENTATION PRESENTLY REQUIRED WERE NOT SUPPLIED FOR THIS MATERIAL.

		Nominal	As Submitted	Test Method
Fiber Density	(g/cm ³)	1.79		
Resin Density	(g/cm ³)	1.28		
Composite Density	(g/cm ³)	1.59	1.57 - 1.61	
Fiber Areal Weight	(g/m ²)	142	142 - 146	
Fiber Volume	(%)			
Ply Thickness	(in)	0.0053	0.0050 - 0.0057	

LAMINATE PROPERTY SUMMARY

Classes of data in Strength/Modulus/Poisson's Ratio/Strain-to-Failure order: A = A75, a = A55, B = B30, b = B18, M = Mean, I = Interim, S = Screening, - = no data (See Table 1.4.2(c))

* DATA WERE SUBMITTED BEFORE THE ESTABLISHMENT OF DATA DOCUMENTATION REQUIREMENTS (JUNE 1989). ALL DOCUMENTATION PRESENTLY REQUIRED WAS NOT SUPPLIED FOR THIS MATERIAL.

MATERIAL: T-500 12k/976 unidirectional tape						Table 4.2.1(a) C/Ep 142-UT T-500/976 Tension, 1-axis [0]_s 75/A, -65/A, 200/A Interim	
RESIN CONTENT: 28-34 wt%	COMP: DENSITY: 1.57-1.61 g/cm ³						
FIBER VOLUME: 59-64 %	VOID CONTENT: 0.3-1.7%						
PLY THICKNESS: 0.0050 - 0.0057 in.							
TEST METHOD: ASTM D 3039-76	MODULUS CALCULATION: Chord, 20-40% of ultimate load						
NORMALIZED BY: Specimen thickness and batch fiber volume to 60% fiber volume (0.0052 in. CPT)							
Temperature (°F)	75 ambient		-65 ambient		250 ambient		
Moisture Content (%)	13		13		13		
Equilibrium at T, RH							
Source Code							
	Normalized	Measured	Normalized	Measured	Normalized	Measured	
F ₁ ^{tu} (ksi)	Mean	295	298	213	213	273	276
	Minimum	257	270	163	196	236	258
	Maximum	329	328	243	235	302	310
	C.V.(%)	6.41	5.74	9.78	5.02	7.39	6.05
F ₁ ^{tu} (ksi)	B-value	(1)		(1)		(1)	
	Distribution	ANOVA		Weibull		Weibull	
	C ₁	20.5		221		282	
	C ₂	4.64		13.1		15.7	
	No. Specimens	15		15		15	
	No. Batches	3		3		3	
	Data Class	Interim		Interim		Interim	
E ₁ ^t (Msi)	Mean	21.9	22.0	19.0	19.1	22.2	22.4
	Minimum	20.9	20.5	15.9	17.7	18.6	21.0
	Maximum	24.7	24.0	21.5	21.5	25.1	23.8
	C.V.(%)	4.42	4.15	8.11	5.76	6.91	4.17
	No. Specimens	15		15		15	
	No. Batches	3		3		3	
	Data Class	Interim		Interim		Interim	
ν ₁₂ ^t	Mean						
	No. Specimens						
	No. Batches						
	Data Class						
ε ₁ ^{tu} (μϵ)	Mean	13000		10700		11800	
	Minimum	11700		9300		10800	
	Maximum	13900		12000		12900	
	C.V.(%)	4.98		5.98		5.32	
ε ₁ ^{tu} (μϵ)	B-value	(1)		(1)		(1)	
	Distribution	ANOVA		Weibull		Weibull	
	C ₁	706		11000		12100	
	C ₂	4.75		18.8		21.6	
	No. Specimens	15		15		15	
	No. Batches	3		3		3	
	Data Class	Interim		Interim		Interim	

(1) Basis values are presented only for A and B data classes.

MIL-HDBK-17-2F

Volume 2, Chapter 4 Carbon Fiber Composites

* DATA WERE SUBMITTED BEFORE THE ESTABLISHMENT OF DATA DOCUMENTATION REQUIREMENTS (JUNE 1989). ALL DOCUMENTATION PRESENTLY REQUIRED WAS NOT SUPPLIED FOR THIS MATERIAL.

MATERIAL: T-500 12k/976 unidirectional tape					Table 4.2.1(b) C/Ep 142-UT T-500/976 Tension, 2-axis [90]₈ 75/A, -65/A, 200/A Interim	
RESIN CONTENT: 28-34 wt%	COMP: DENSITY: 1.57-1.61 lb/in ³					
FIBER VOLUME: 59-64 %	VOID CONTENT: 0.3-1.7%					
PLY THICKNESS: 0.0050-0.0057 in.						
TEST METHOD: ASTM D 3039-76	MODULUS CALCULATION: Chord, 20 - 40 % of ultimate load					
NORMALIZED BY: Not normalized						
Temperature (°F)	75 ambient	-65 ambient	250 ambient			
Moisture Content (%) Equilibrium at T, RH						
Source Code	13	13	13			
F ₂ ^{tu} (ksi)	Mean	10.2	10.3	7.90		
	Minimum	9.40	9.40	7.00		
	Maximum	11.3	12.1	8.80		
	C.V.(%)	5.59	6.61	5.35		
	B-value	(1)	(1)	(1)		
	Distribution	ANOVA	Lognormal	Weibull		
	C ₁	0.594	2.33	8.09		
C ₂	3.48	0.0636	19.7			
No. Specimens	15	15	15			
No. Batches	3	3	3			
Data Class	Interim	Interim	Interim			
E ₂ ^t (Msi)	Mean	1.3	1.5	1.2		
	Minimum	1.3	1.4	1.1		
	Maximum	1.7	1.6	1.3		
	C.V.(%)	7.8	4.8	7.0		
	No. Specimens	15	15	15		
No. Batches	3	3	3			
Data Class	Interim	Interim	Interim			
ν ₂₁ ^t	Mean					
	No. Specimens					
	No. Batches					
Data Class						
ε ₂ ^{tu} (με)	Mean	7750	7110	6930		
	Minimum	5800	6200	5900		
	Maximum	8900	8600	8000		
	C.V.(%)	10.3	8.28	8.32		
	B-value	(1)	(1)	(1)		
	Distribution	Weibull	Weibull	Weibull		
	C ₁	8080	7390	7180		
	C ₂	12.4	11.5	13.7		
	No. Specimens	15	15	15		
	No. Batches	3	3	3		
Data Class	Interim	Interim	Interim			

(1) Basis values are presented only for A and B data classes.

4.2.2 HITEX 33 6k/E7K8 unidirectional tapeMaterial Description:

Material: HITEX 33-6k/E7K8

Form: Unidirectional tape, fiber areal weight of 145 g/m², typical cured resin content of 34% typical cured ply thickness of 0.0057 inches.

Processing: Autoclave cure; 300-310°F, 55 psi for 2 hours. Low exotherm profile for processing of thick parts.

General Supplier Information:

Fiber: HITEX 33 fibers are continuous carbon filaments made from PAN precursor. Filament count is 6,000 filaments/tow. Typical tensile modulus is 33 x 10⁶ psi. Typical tensile strength is 560,000 psi. Good drape.

Matrix: E7K8 is a medium flow, low exotherm epoxy resin. Good tack; up to 20 days out-time at ambient temperature

Maximum Short Term Service Temperature: 300°F (dry), 190°F (wet)

Typical applications: Primary and secondary structural applications on commercial and military aircraft, jet engine applications such as stationary airfoils and thrust reverser blocker doors.

4.2.2 HITEX 33 6k/E7K8 unidirectional tape*

MATERIAL:	HITEX 33 6k/E7K8 unidirectional tape			C/Ep 145-UT HITEX 33/E7K8 Summary
FORM:	U.S. Polymeric HITEX 33 6k/E7K8 unidirectional tape, grade 145 prepreg			
FIBER:	Hitco HITEX 33 6k, no twist	MATRIX:	U.S. Polymeric E7K8	
T _g (dry):	T _g (wet):	T _g METHOD:		
PROCESSING:	Autoclave cure: 300 - 310°F, 120 - 130 min., 55 psi			

* DATA WERE SUBMITTED BEFORE THE ESTABLISHMENT OF DATA DOCUMENTATION REQUIREMENTS (JUNE 1989). ALL DOCUMENTATION PRESENTLY REQUIRED WERE NOT SUPPLIED FOR THIS MATERIAL.

Date of fiber manufacture	Date of testing	
Date of resin manufacture	Date of data submittal	1/83
Date of form manufacture	Date of analysis	1/93
Date of composite manufacture		

LAMINA PROPERTY SUMMARY

	75°F/A		-65°F/A	180°F/A		75°F/W	180°F/W	
Tension, 1-axis	SSSS		SS-S			SSS-	SSS-	
Tension, 2-axis	SS--							
Tension, 3-axis								
Compression, 1-axis	SS-S		SS-S			SS--	SS--	
Compression, 2-axis								
Compression, 3-axis								
Shear, 12-plane	S---			S---		S---	S---	
Shear, 23-plane								
Shear, 31-plane								

Classes of data in Strength/Modulus/Poisson's Ratio/Strain-to-Failure order: A = A75, a = A55, B = B30, b = B18, M = Mean, I = Interim, S = Screening, - = no data (See Table 1.4.2(c))

* DATA WERE SUBMITTED BEFORE THE ESTABLISHMENT OF DATA DOCUMENTATION REQUIREMENTS (JUNE 1989). ALL DOCUMENTATION PRESENTLY REQUIRED WERE NOT SUPPLIED FOR THIS MATERIAL.

		Nominal	As Submitted	Test Method
Fiber Density	(g/cm ³)	1.80		
Resin Density	(g/cm ³)	1.27		
Composite Density	(g/cm ³)	1.59	1.56 - 1.61	
Fiber Areal Weight	(g/m ²)	145		
Fiber Volume	(%)	58.0	57 - 64	
Ply Thickness	(in)	0.0057	0.0053 - 0.0058	

LAMINATE PROPERTY SUMMARY

Classes of data in Strength/Modulus/Poisson's Ratio/Strain-to-Failure order: A = A75, a = A55, B = B30, b = B18, M = Mean, I = Interim, S = Screening, - = no data (See Table 1.4.2(c))

* DATA WERE SUBMITTED BEFORE THE ESTABLISHMENT OF DATA DOCUMENTATION REQUIREMENTS (JUNE 1989). ALL DOCUMENTATION PRESENTLY REQUIRED WAS NOT SUPPLIED FOR THIS MATERIAL.

MATERIAL: HITEX 33 6k/E7K8 unidirectional tape		Table 4.2.2(a) C/Ep 145-UT HITEX 33/E7K8 Tension, 1-axis [0]₁₀ 75/A, -65/A, 75/1.5% Screening					
RESIN CONTENT: 34 wt%	COMP: DENSITY: 1.58 g/cm ³						
FIBER VOLUME: 58 %	VOID CONTENT: 0.0%						
PLY THICKNESS: 0.0057 in.							
TEST METHOD: ASTM D 3039-76	MODULUS CALCULATION:						
NORMALIZED BY: Fiber volume to 60% (0.0057 in. CPT)							
Temperature (°F)	75 ambient	-65 ambient		75			
Moisture Content (%)				1.5			
Equilibrium at T, RH				(1)			
Source Code	20	20		20			
	Normalized	Measured	Normalized	Measured	Normalized	Measured	
F ₁ ^{tu} (ksi)	Mean	313	304	296	288	318	310
	Minimum	292	283	267	259	280	272
	Maximum	339	330	327	319	345	335
	C.V.(%)	4.80	4.84	9.19	9.20	7.63	7.65
	B-value Distribution	(2) Weibull	(2) Weibull	(2) Normal	(2) Normal	(2) Normal	(2) Normal
C ₁	320	311	296	288	318	310	
C ₂	22.2	21.9	27.2	26.5	24.3	23.7	
No. Specimens	20		5		5		
No. Batches	1		1		1		
Data Class	Screening		Screening		Screening		
E ₁ ^t (Msi)	Mean	18.2	17.7	18.5	18.0	18.5	18.0
	Minimum	17.5	17.0	18.1	17.7	18.3	17.8
	Maximum	19.0	18.5	18.6	18.1	18.7	18.2
	C.V.(%)	2.58	2.60	1.06	1.07	0.79	0.79
	No. Specimens	18		5		5	
No. Batches	1		1		1		
Data Class	Screening		Screening		Screening		
ν ₁₂ ^t	Mean	0.310				0.310	
	No. Specimens	5				5	
	No. Batches	1				1	
Data Class	Screening				Screening		
ε ₁ ^{tu} (με)	Mean	15900		16100			
	Minimum	15200		15500			
	Maximum	17100		17000			
	C.V.(%)	4.81		3.61			
	B-value Distribution	(2) Normal		(2) Normal			
C ₁	15900		16200				
C ₂	765		582				
No. Specimens	5		5				
No. Batches	1		1				
Data Class	Screening		Screening				

- (1) Conditioned for 14 days at 160°F, 85% RH.
- (2) Basis values are presented only for A and B data classes.

* DATA WERE SUBMITTED BEFORE THE ESTABLISHMENT OF DATA DOCUMENTATION REQUIREMENTS (JUNE 1989). ALL DOCUMENTATION PRESENTLY REQUIRED WAS NOT SUPPLIED FOR THIS MATERIAL.

MATERIAL: HITEX 33 6k/E7K8 unidirectional tape		Table 4.2.2(b) C/Ep 145-UT HITEX 33/E7K8 Tension, 1-axis [0]₁₀ 180/1.5% Screening					
RESIN CONTENT: 34 wt%	COMP: DENSITY: 1.58 g/cm ³						
FIBER VOLUME: 58 %	VOID CONTENT: 0.0%						
PLY THICKNESS: 0.0057 in.							
TEST METHOD: ASTM D 3039-76	MODULUS CALCULATION:						
NORMALIZED BY: Fiber volume to 60% (0.0057 in. CPT)							
Temperature (°F)	180						
Moisture Content (%)	1.5						
Equilibrium at T, RH	(1)						
Source Code	20						
	Normalized	Measured	Normalized	Measured	Normalized	Measured	
F ₁ ^{tu} (ksi)	Mean	308	300				
	Minimum	296	288				
	Maximum	318	309				
	C.V.(%)	2.65	2.65				
	B-value Distribution	(2) Normal	(2) Normal				
C ₁		308	300				
	C ₂	8.17	7.95				
No. Specimens	5						
No. Batches	1						
Data Class	Screening						
E ₁ ^t (Msi)	Mean	18.7	18.2				
	Minimum	17.8	17.3				
	Maximum	19.5	19.0				
	C.V.(%)	3.64	3.65				
	No. Specimens	5					
No. Batches	1						
Data Class	Screening						
ν ₁₂ ^t	Mean	0.300					
	No. Specimens	5					
	No. Batches	1					
Data Class	Screening						
ε ₁ ^{tu} (με)	Mean						
	Minimum						
	Maximum						
	C.V.(%)						
	B-value Distribution						
C ₁							
	C ₂						
No. Specimens							
No. Batches							
Data Class							

(1) Conditioned for 14 days at 160°F, 85% RH.
 (2) Basis values are presented only for A and B data classes.

* DATA WERE SUBMITTED BEFORE THE ESTABLISHMENT OF DATA DOCUMENTATION REQUIREMENTS (JUNE 1989). ALL DOCUMENTATION PRESENTLY REQUIRED WAS NOT SUPPLIED FOR THIS MATERIAL.

MATERIAL:		HITEX 33 6k/E7K8 unidirectional tape				
RESIN CONTENT:	34 wt%	COMP: DENSITY:	1.58 g/cm ³			
FIBER VOLUME:	58 %	VOID CONTENT:	0.39%			
PLY THICKNESS:	0.0058 in.					
TEST METHOD:	ASTM D 3039-76		MODULUS CALCULATION:			
NORMALIZED BY:	Not normalized					
Temperature (°F)	75					
Moisture Content (%)	ambient					
Equilibrium at T, RH						
Source Code	20					
F ₂ ^{tu} (ksi)	Mean	6.90				
	Minimum	5.58				
	Maximum	8.07				
	C.V.(%)	11.2				
	B-value	(1)				
	Distribution	Weibull				
	C ₁	7.23				
C ₂	10.9					
No. Specimens	20					
No. Batches	1					
Data Class	Screening					
E ₂ ^t (Msi)	Mean	1.25				
	Minimum	1.23				
	Maximum	1.27				
	C.V.(%)	0.977				
	No. Specimens	20				
No. Batches	1					
Data Class	Screening					
ν ₂₁ ^t	Mean					
	No. Specimens					
	No. Batches					
	Data Class					
ε ₂ ^{tu} (με)	Mean					
	Minimum					
	Maximum					
	C.V.(%)					
	B-value					
	Distribution					
	C ₁					
C ₂						
No. Specimens						
No. Batches						
Data Class						

Table 4.2.2(c)
C/Ep 145-UT
HITEX 33/E7K8
Tension, 2-axis
[90]₂₀
75/A
Screening

(1) Basis values are presented only for A and B data classes.

MIL-HDBK-17-2F

Volume 2, Chapter 4 Carbon Fiber Composites

* DATA WERE SUBMITTED BEFORE THE ESTABLISHMENT OF DATA DOCUMENTATION REQUIREMENTS (JUNE 1989). ALL DOCUMENTATION PRESENTLY REQUIRED WAS NOT SUPPLIED FOR THIS MATERIAL.

MATERIAL: HITEX 33 6k/E7K8 unidirectional tape		Table 4.2.2(d) C/Ep 145-UT HITEX 33/E7K8 Compression, 1-axis [0]₁₀ 75/A, -65/A, 75/1.5% Screening					
RESIN CONTENT: 34-35 wt%	COMP: DENSITY: 1.57-1.58 g/cm ³						
FIBER VOLUME: 57-58 %	VOID CONTENT: 0.0%						
PLY THICKNESS: 0.0057 in.							
TEST METHOD: SACMA SRM 1-88	MODULUS CALCULATION:						
NORMALIZED BY: Fiber volume to 60% (0.0057 in. CPT)							
Temperature (°F)	75 ambient	-65 ambient		75			
Moisture Content (%)				1.5			
Equilibrium at T, RH				(1)			
Source Code	20	20		20			
	Normalized	Measured	Normalized	Measured	Normalized	Measured	
F_1^{cu} (ksi)	Mean	209	204	230	224	198	193
	Minimum	168	164	209	204	178	174
	Maximum	234	228	254	248	217	211
	C.V.(%)	9.41	9.41	7.98	8.04	8.13	8.03
	B-value Distribution	(2) Weibull	(2) Weibull	(2) Normal	(2) Normal	(2) Normal	(2) Normal
C_1	218	212	230	224	198	193	
C_2	13.7	13.7	18.3	17.9	16.1	15.7	
No. Specimens	20		5		5		
No. Batches	1		1		1		
Data Class	Screening		Screening		Screening		
E_1^c (Msi)	Mean	17.1	16.2	17.9	16.9	18.0	17.0
	Minimum	16.1	15.2	17.5	16.5	17.5	16.6
	Maximum	17.8	16.8	18.1	17.1	18.8	17.8
	C.V.(%)	2.89	2.94	1.23	1.35	3.04	5.59
	No. Specimens	20		5		5	
No. Batches	1		1		1		
Data Class	Screening		Screening		Screening		
ν_{12}^c	Mean						
	No. Specimens						
	No. Batches						
	Data Class						
ϵ_1^{cu} ($\mu\epsilon$)	Mean		12600		13600		
	Minimum		12000		13600		
	Maximum		13400		13700		
	C.V.(%)		2.92		0.48		
	B-value Distribution		(2) Weibull		(2) Normal		
C_1		12800		13600			
C_2		35.7		65.7			
No. Specimens	20		5				
No. Batches	1		1				
Data Class	Screening		Screening				

- (1) Conditioned for 14 days at 160°F, 85% RH.
- (2) Basis values are presented only for A and B data classes.

* DATA WERE SUBMITTED BEFORE THE ESTABLISHMENT OF DATA DOCUMENTATION REQUIREMENTS (JUNE 1989). ALL DOCUMENTATION PRESENTLY REQUIRED WAS NOT SUPPLIED FOR THIS MATERIAL.

MATERIAL: HITEX 33 6k/E7K8 unidirectional tape		Table 4.2.2(e) C/Ep 145-UT HITEX 33/E7K8 Compression, 1-axis [0]₁₀ 180/1.5% Screening				
RESIN CONTENT: 34 -35 wt%	COMP: DENSITY: 1.57-1.58 g/cm ³					
FIBER VOLUME: 57-58 %	VOID CONTENT: 0.0%					
PLY THICKNESS: 0.0057 in.						
TEST METHOD: SACMA SRM 1-88	MODULUS CALCULATION:					
NORMALIZED BY: Fiber volume to 60% (0.0057 in. CPT)						
Temperature (°F)	180					
Moisture Content (%)	1.5					
Equilibrium at T, RH	(1)					
Source Code	20					
	Normalized	Measured	Normalized	Measured	Normalized	Measured
F_1^{cu} (ksi)	Mean	136	132			
	Minimum	111	108			
	Maximum	161	157			
	C.V.(%)	13.4	13.6			
	B-value	(2)	(2)			
	Distribution	Normal	Normal			
	C ₁	136	132			
	C ₂	18.3	17.8			
	No. Specimens	5				
	No. Batches	1				
Data Class	Screening					
E_1^c (Msi)	Mean	17.6	16.6			
	Minimum	17.0	16.1			
	Maximum	18.0	17.0			
	C.V.(%)	2.47	2.47			
	No. Specimens	5				
No. Batches	1					
Data Class	Screening					
ν_{12}^c	Mean					
	No. Specimens					
	No. Batches					
	Data Class					
ϵ_1^{cu} (µε)	Mean					
	Minimum					
	Maximum					
	C.V.(%)					
	B-value					
	Distribution					
	C ₁					
	C ₂					
	No. Specimens					
	No. Batches					
Data Class						

(1) Conditioned for 14 days at 160°F, 85% RH.
 (2) Basis values are presented only for A and B data classes.

* DATA WERE SUBMITTED BEFORE THE ESTABLISHMENT OF DATA DOCUMENTATION REQUIREMENTS (JUNE 1989). ALL DOCUMENTATION PRESENTLY REQUIRED WAS NOT SUPPLIED FOR THIS MATERIAL.

MATERIAL:		HITEX 33 6k/E7K8 unidirectional tape				Table 4.2.2(f) C/Ep 145-UT HITEX 33/E7K8 Shear, 12-plane [(±45)₂/45]_s 75/A, 180/A, 75/1.5%, 180/1.5% Screening	
RESIN CONTENT:	29-30 wt%	COMP: DENSITY:	1.59-1.61 g/cm ³				
FIBER VOLUME:	62-64 %	VOID CONTENT:	0.05-0.91%				
PLY THICKNESS:	0.0053 in.						
TEST METHOD:	ASTM D 3518-76		MODULUS CALCULATION:				
NORMALIZED BY:	Not normalized						
Temperature (°F)	75	180	75	180			
Moisture Content (%)	ambient	ambient	1.5	1.5			
Equilibrium at T, RH			(1)	(1)			
Source Code	20	20	20	20			
F ₁₂ ^{su} (ksi)	Mean	15.0	13.2	16.3	11.7		
	Minimum	13.5	13.1	15.8	11.5		
	Maximum	15.8	13.3	16.7	11.9		
	C.V.(%)	3.52	0.655	2.20	1.27		
	B-value	(2)	(2)	(2)	(2)		
	Distribution	Weibull	Normal	Normal	Normal		
	C ₁	15.2	13.2	16.3	11.7		
	C ₂	34.8	0.0865	0.357	0.148		
	No. Specimens	20	5	5	5		
	No. Batches	1	1	1	1		
Data Class	Screening	Screening	Screening	Screening			
γ ₁₂ ^{su} (με)	Mean						
	Minimum						
	Maximum						
	C.V.(%)						
	B-value						
	Distribution						
G _s ¹² (Msi)	C ₁						
	C ₂						
	No. Specimens						
	No. Batches						
Data Class							

- (1) Conditioned for 14 days at 160°F, 85% RH.
- (2) Basis values are presented only for A and B data classes.

4.2.3 AS4 12k/E7K8 unidirectional tape

Material Description:

Material: AS4-12k/E7K8

Form: Unidirectional tape, fiber areal weight of 145 g/m², typical cured resin content of 32-37%, typical cured ply thickness of 0.0054 inches.

Processing: Autoclave cure; 300-310° F, 85 psi for 2 hours. Low exotherm profile for processing of thick parts.

General Supplier Information:

Fiber: AS4 fibers are continuous carbon filaments made from PAN precursor, surface treated to improve handling characteristics and structural properties. Filament count is 12,000 filaments/tow. Typical tensile modulus is 34×10^6 psi. Typical tensile strength is 550,000 psi. Good drape.

Matrix: E7K8 is a medium flow, low exotherm epoxy resin. Good tack; up to 20 days out-time at ambient temperature.

Maximum Short Term Service Temperature: 300°F (dry), 190°F (wet)

Typical applications: Primary and secondary structural applications commercial and military aircraft, jet engine applications such as stationary airfoils and thrust reverser blocker doors.

4.2.3 AS4 12k/E7K8 unidirectional tape*

MATERIAL:	AS4 12k/E7K8 unidirectional tape			C/Ep 145-UT AS4/E7K8 Summary
FORM:	U.S. Polymeric AS4 12k/E7K8 unidirectional tape prepreg			
FIBER:	Hercules AS4 12k	MATRIX:	U.S. Polymeric E7K8	
T _g (dry):	T _g (wet):	T _g METHOD:		
PROCESSING:	Autoclave cure: 300 - 310°F, 120 - 130 min., 55 psi			

* DATA WERE SUBMITTED BEFORE THE ESTABLISHMENT OF DATA DOCUMENTATION REQUIREMENTS (JUNE 1989). ALL DOCUMENTATION PRESENTLY REQUIRED WERE NOT SUPPLIED FOR THIS MATERIAL.

Date of fiber manufacture	Date of testing	
Date of resin manufacture	Date of data submittal	1/88
Date of form manufacture	Date of analysis	1/93
Date of composite manufacture		

LAMINA PROPERTY SUMMARY

	75°F/A		-65°F/A	180°F/A		75°F/W	180°F/W	
Tension, 1-axis	SSSS		SS-S			SSSS	SSSS	
Tension, 2-axis	SS--							
Tension, 3-axis								
Compression, 1-axis	SS-S		SS-S			SS--	SS--	
Compression, 2-axis								
Compression, 3-axis								
Shear, 12-plane	S---			S---		S---	S---	
Shear, 23-plane								
Shear, 31-plane								

Classes of data in Strength/Modulus/Poisson's Ratio/Strain-to-Failure order: A = A75, a = A55, B = B30, b = B18, M = Mean, I = Interim, S = Screening, - = no data (See Table 1.4.2(c))

* DATA WERE SUBMITTED BEFORE THE ESTABLISHMENT OF DATA DOCUMENTATION REQUIREMENTS (JUNE 1989). ALL DOCUMENTATION PRESENTLY REQUIRED WERE NOT SUPPLIED FOR THIS MATERIAL.

		Nominal	As Submitted	Test Method
Fiber Density	(g/cm ³)	1.80		
Resin Density	(g/cm ³)	1.28		
Composite Density	(g/cm ³)	1.59	1.52 - 1.59	
Fiber Areal Weight	(g/m ²)	145		
Fiber Volume	(%)	59.6	53 - 60	
Ply Thickness	(in)	0.0054	0.0054 - 0.0057	

LAMINATE PROPERTY SUMMARY

Classes of data in Strength/Modulus/Poisson's Ratio/Strain-to-Failure order: A = A75, a = A55, B = B30, b = B18, M = Mean, I = Interim, S = Screening, - = no data (See Table 1.4.2(c))

* DATA WERE SUBMITTED BEFORE THE ESTABLISHMENT OF DATA DOCUMENTATION REQUIREMENTS (JUNE 1989). ALL DOCUMENTATION PRESENTLY REQUIRED WAS NOT SUPPLIED FOR THIS MATERIAL.

MATERIAL: AS4 12k/E7K8 unidirectional tape		Table 4.2.3(a) C/Ep 145-UT AS4/E7K8 Tension, 1-axis [0]₁₀ 75/A, -65/A, 75/0.77% Screening					
RESIN CONTENT: 32-37 wt%	COMP: DENSITY: 1.53-1.59 g/cm ³						
FIBER VOLUME: 53-60 %	VOID CONTENT: 0.64-2.2%						
PLY THICKNESS: 0.0054 in.							
TEST METHOD: ASTM D 3039-76	MODULUS CALCULATION: Slope of initial linear portion of load-displacement curve						
NORMALIZED BY: Fiber volume to 60% (0.0054 in. CPT)							
Temperature (°F)	75 ambient		-65 ambient		75		
Moisture Content (%)					0.77		
Equilibrium at T, RH					(1)		
Source Code	20		20		20		
	Normalized	Measured	Normalized	Measured	Normalized	Measured	
F ₁ ^{tu} (ksi)	Mean	303	293	291	273	304	294
	Minimum	253	252	255	239	286	276
	Maximum	345	347	327	306	317	306
	C.V.(%)	8.26	8.94	8.93	8.90	4.16	4.22
	B-value Distribution	(2) ANOVA	(2) ANOVA	(2) Normal	(2) Normal	(2) Normal	(2) Normal
C ₁		26.7	32.4	291	273	304	294
	C ₂	4.40	7.49	26.0	24.4	12.7	12.2
No. Specimens	20		5		5		
No. Batches	2		1		1		
Data Class	Screening		Screening		Screening		
E ₁ ^t (Msi)	Mean	19.3	18.7	20.1	18.8	19.6	18.9
	Minimum	18.5	17.4	19.7	18.4	19.0	18.4
	Maximum	21.3	21.4	20.6	19.3	20.1	19.4
	C.V.(%)	3.79	6.10	1.67	1.79	2.04	1.96
	No. Specimens	20		5		5	
No. Batches	2		1		1		
Data Class	Screening		Screening		Screening		
ν ₁₂ ^t	Mean	0.320				0.288	
	No. Specimens	5				5	
	No. Batches	1				1	
Data Class	Screening				Screening		
ε ₁ ^{tu} (μϵ)	Mean	13900		13500		14600	
	Minimum	12500		12000		13700	
	Maximum	16000		14800		15000	
	C.V.(%)	11.0		8.24		3.83	
	B-value Distribution	(2) Normal		(2) Normal		(2) Normal	
C ₁		13900		13500		14600	
	C ₂	1530		1110		561	
No. Specimens	5		5		5		
No. Batches	1		1		1		
Data Class	Screening		Screening		Screening		

- (1) Conditioned for 14 days at 160°F, 85% RH.
- (2) Basis values are presented only for A and B data classes.

* DATA WERE SUBMITTED BEFORE THE ESTABLISHMENT OF DATA DOCUMENTATION REQUIREMENTS (JUNE 1989). ALL DOCUMENTATION PRESENTLY REQUIRED WAS NOT SUPPLIED FOR THIS MATERIAL.

MATERIAL: AS4 12k/E7K8 unidirectional tape		Table 4.2.3(b) C/Ep 145-UT AS4/E7K8 Tension, 1-axis [0]₁₀ 180/0.77% Screening				
RESIN CONTENT: 32-37 wt%	COMP: DENSITY: 1.53-1.59 g/cm ³					
FIBER VOLUME: 53-60 %	VOID CONTENT: 0.64-2.2%					
PLY THICKNESS: 0.0054 in.						
TEST METHOD: ASTM D 3039-76	MODULUS CALCULATION: Slope of initial linear portion of load-displacement curve					
NORMALIZED BY: Fiber volume to 60% (0.0054 in. CPT)						
Temperature (°F)	180					
Moisture Content (%)	0.77					
Equilibrium at T, RH	(1)					
Source Code	20					
	Normalized	Measured	Normalized	Measured	Normalized	Measured
F ₁ ^{tu} (ksi)	Mean	310	296			
	Minimum	284	274			
	Maximum	326	306			
	C.V.(%)	5.87	4.76			
	B-value	(2)	(2)			
	Distribution	Normal	Normal			
	C ₁	310	296			
	C ₂	18.2	13.9			
	No. Specimens	5				
	No. Batches	1				
Data Class	Screening					
E ₁ ^t (Msi)	Mean	20.1	19.2			
	Minimum	19.1	18.5			
	Maximum	21.8	20.4			
	C.V.(%)	5.65	4.01			
	No. Specimens	5				
No. Batches	1					
Data Class	Screening					
ν ₁₂ ^t	Mean		0.288			
	No. Specimens	5				
	No. Batches	1				
Data Class	Screening					
ε ₁ ^{tu} (με)	Mean		14600			
	Minimum		13900			
	Maximum		15400			
	C.V.(%)		4.21			
	B-value		(2)			
	Distribution		Normal			
	C ₁		14600			
	C ₂		616			
	No. Specimens	5				
	No. Batches	1				
Data Class	Screening					

- (1) Conditioned for 14 days at 160°F, 85% RH.
- (2) Basis values are presented only for A and B data classes.

* DATA WERE SUBMITTED BEFORE THE ESTABLISHMENT OF DATA DOCUMENTATION REQUIREMENTS (JUNE 1989). ALL DOCUMENTATION PRESENTLY REQUIRED WAS NOT SUPPLIED FOR THIS MATERIAL.

MATERIAL: AS4 12k/E7K8 unidirectional tape		Table 4.2.3(c) C/Ep 145-UT AS4/E7K8 Tension, 2-axis [90]₂₀ 75/A Screening				
RESIN CONTENT: 32-38 wt%	COMP: DENSITY: 1.54-1.59 g/cm ³					
FIBER VOLUME: 53-60 %	VOID CONTENT: 0.64-0.75%					
PLY THICKNESS: 0.0057 in.						
TEST METHOD: ASTM D 3039-76	MODULUS CALCULATION: Slope of initial linear portion of load-displacement curve					
NORMALIZED BY: Not normalized						
Temperature (°F)	75 ambient					
Moisture Content (%) Equilibrium at T, RH						
Source Code	20					
F ₂ ^{tu} (ksi)	Mean	5.47				
	Minimum	4.10				
	Maximum	7.01				
	C.V.(%)	13.2				
	B-value Distribution	(1) Weibull				
	C ₁	5.79				
	C ₂	8.04				
No. Specimens	20					
No. Batches	1					
Data Class	Screening					
E ₂ ^t (Msi)	Mean	1.23				
	Minimum	1.16				
	Maximum	1.32				
	C.V.(%)	3.76				
	No. Specimens	20				
No. Batches	1					
Data Class	Screening					
ν ₂₁ ^t	Mean					
	No. Specimens					
	No. Batches					
ε ₂ ^{tu} (με)	Mean					
	Minimum					
	Maximum					
	C.V.(%)					
	B-value Distribution					
	C ₁					
	C ₂					
	No. Specimens					
	No. Batches					
	Data Class					

(1) Basis values are presented only for A and B data classes.

* DATA WERE SUBMITTED BEFORE THE ESTABLISHMENT OF DATA DOCUMENTATION REQUIREMENTS (JUNE 1989). ALL DOCUMENTATION PRESENTLY REQUIRED WAS NOT SUPPLIED FOR THIS MATERIAL.

MATERIAL:		AS4 12k/E7K8 unidirectional tape				Table 4.2.3(d) C/Ep 145-UT AS4/E7K8 Compression, 1-axis [0]₁₀ 75/A, -65/A, 75/0.77% Screening	
RESIN CONTENT:	35-40 wt%	COMP: DENSITY:	1.52-1.58 g/cm ³				
FIBER VOLUME:	51-57 %	VOID CONTENT:	1.4-2.3%				
PLY THICKNESS:	0.0054 in.						
TEST METHOD:	SACMA SRM 1-88	MODULUS CALCULATION:	Slope of initial linear portion of load-displacement curve				
NORMALIZED BY:	Fiber volume to 60% (0.0054 in. CPT)						
Temperature (°F)	75 ambient		-65 ambient		75		
Moisture Content (%)					0.77		
Equilibrium at T, RH					(1)		
Source Code	20		20		20		
	Normalized	Measured	Normalized	Measured	Normalized	Measured	
F ₁ ^{cu} (ksi)	Mean	245	209	276	235	215	182
	Minimum	207	176	251	213	196	166
	Maximum	269	229	299	254	238	202
	C.V.(%)	8.00	7.80	6.57	6.60	7.78	7.75
	B-value	(2)	(2)	(2)	(2)	(2)	(2)
	Distribution	Weibull	Weibull	Normal	Normal	Normal	Normal
	C ₁	254	216	276	235	215	183
C ₂	16.3	16.3	18.1	15.4	16.7	14.2	
No. Specimens	20		5		5		
No. Batches	1		1		1		
Data Class	Screening		Screening		Screening		
E ₁ ^c (Msi)	Mean	19.0	17.9	17.6	16.5	18.5	17.4
	Minimum	17.3	16.3	16.6	15.7	17.7	16.7
	Maximum	20.4	19.2	18.0	17.0	19.0	17.9
	C.V.(%)	4.58	4.54	3.16	3.14	2.95	2.86
	No. Specimens	20		5		5	
No. Batches	1		1		1		
Data Class	Screening		Screening		Screening		
ν ₁₂ ^c	Mean						
	No. Specimens						
	No. Batches						
	Data Class						
ε ₁ ^{cu} (μϵ)	Mean	11700		14400			
	Minimum	10800		13900			
	Maximum	13100		15100			
	C.V.(%)	4.81		3.89			
	B-value	(2)		(2)			
	Distribution	Normal		Normal			
	C ₁	11700		14400			
	C ₂	564		559			
	No. Specimens	20		5			
	No. Batches	1		1			
Data Class	Screening		Screening				

- (1) Conditioned for 14 days at 160°F, 85% RH.
- (2) Basis values are presented only for A and B data classes.

* DATA WERE SUBMITTED BEFORE THE ESTABLISHMENT OF DATA DOCUMENTATION REQUIREMENTS (JUNE 1989). ALL DOCUMENTATION PRESENTLY REQUIRED WAS NOT SUPPLIED FOR THIS MATERIAL.

MATERIAL: AS4 12k/E7K8 unidirectional tape		Table 4.2.3(e) C/Ep 145-UT AS4/E7K8 Compression, 1-axis [0]₁₀ 180/0.77% Screening				
RESIN CONTENT: 35-40 wt%	COMP: DENSITY: 1.52-1.58 g/cm ³					
FIBER VOLUME: 51-57 %	VOID CONTENT: 1.4-2.3%					
PLY THICKNESS: 0.0054 in.						
TEST METHOD: SACMA SRM 1-88	MODULUS CALCULATION: Slope of initial linear portion of load-displacement curve					
NORMALIZED BY: Fiber volume to 60% (0.0054 in. CPT)						
Temperature (°F)	180					
Moisture Content (%)	0.77					
Equilibrium at T, RH	(1)					
Source Code	20					
	Normalized	Measured	Normalized	Measured	Normalized	Measured
F ₁ ^{cu} (ksi)	Mean	150	127			
	Minimum	125	106			
	Maximum	176	150			
	C.V.(%)	14.8	15.0			
	B-value	(2)	(2)			
	Distribution	Normal	Normal			
	C ₁	150	127			
	C ₂	22.2	18.9			
	No. Specimens	5				
	No. Batches	1				
Data Class	Screening					
E ₁ ^c (Msi)	Mean	18.0	17.0			
	Minimum	17.4	16.4			
	Maximum	18.4	17.3			
	C.V.(%)	2.46	2.41			
	No. Specimens	5				
No. Batches	1					
Data Class	Screening					
ν ₁₂ ^c	Mean					
	No. Specimens					
	No. Batches					
Data Class						
ε ₁ ^{cu} (με)	Mean					
	Minimum					
	Maximum					
	C.V.(%)					
	B-value					
	Distribution					
	C ₁					
	C ₂					
	No. Specimens					
	No. Batches					
Data Class						

(1) Conditioned for 14 days at 160°F, 85% RH.
 (2) Basis values are presented only for A and B data classes.

Volume 2, Chapter 4 Carbon Fiber Composites

* DATA WERE SUBMITTED BEFORE THE ESTABLISHMENT OF DATA DOCUMENTATION REQUIREMENTS (JUNE 1989). ALL DOCUMENTATION PRESENTLY REQUIRED WAS NOT SUPPLIED FOR THIS MATERIAL.

MATERIAL:		AS4 12k/E7K8 unidirectional tape				Table 4.2.3(f) C/Ep 145-UT AS4/E7K8 Shear, 12-plane [(±45)₂/45]_s 75/A, 180/A, 75/0.77%, 180/0.77% Screening	
RESIN CONTENT:	33-36 wt%	COMP: DENSITY:	1.54-1.55 g/cm ³				
FIBER VOLUME:	55-57 %	VOID CONTENT:	1.9-2.3%				
PLY THICKNESS:	0.0055 in.						
TEST METHOD:	ASTM D 3518-76		MODULUS CALCULATION:				
NORMALIZED BY:	Not normalized						
Temperature (°F)	75	180	75	180			
Moisture Content (%)	ambient	ambient	0.77	0.77			
Equilibrium at T, RH			(1)	(1)			
Source Code	20	20	20	20			
Mean	16.5	14.6	15.1	13.4			
Minimum	13.8	14.2	13.5	13.0			
Maximum	17.0	14.9	15.8	13.8			
C.V.(%)	6.41	1.90	6.04	2.44			
F_{12}^{su}	(2)	(2)	(2)	(2)			
Distribution	ANOVA	Normal	Normal	Normal			
C ₁	2.46	14.6	15.1	13.4			
C ₂	7.58	0.277	0.905	0.328			
No. Specimens	20	5	5	5			
No. Batches	2	1	1	1			
Data Class	Screening	Screening	Screening	Screening			
Mean							
Minimum							
Maximum							
C.V.(%)							
G_{12}^s							
(Msi)							
No. Specimens							
No. Batches							
Data Class							
Mean							
Minimum							
Maximum							
C.V.(%)							
γ_{12}^{su}							
(µε)							
B-value							
Distribution							
C ₁							
C ₂							
No. Specimens							
No. Batches							
Data Class							

- (1) Conditioned for 14 days at 160°F, 85% RH.
- (2) Basis values are presented only for A and B data classes.

4.2.4 Celion 12k/E7K8 unidirectional tapeMaterial Description:

Material: Celion-12k/E7K8

Form: Unidirectional tape, fiber areal weight of 280 g/m², typical cured resin content of 29-33%, typical cured ply thickness of 0.011 inches.

Processing: Autoclave cure; 300-310°F, 55 psi for 2 hours. Low exotherm profile for processing of thick parts.

General Supplier Information:

Fiber: Celion fibers are continuous carbon filaments made from PAN precursor. Filament count is 12,000 filaments/tow. Typical tensile modulus is 34×10^6 psi. Typical tensile strength is 515,000 psi. Good drape.

Matrix: E7K8 is a medium flow, low exotherm epoxy resin. Good tack; up to 20 days out-time at ambient temperature.

Maximum Short Term Service Temperature: 300°F (dry), 190°F (wet)

Typical Applications: Primary and secondary structural applications on commercial and military aircraft.

4.2.4 Celion 12k/E7K8 unidirectional tape*

MATERIAL:	Celion 12k/E7K8 unidirectional tape			C/Ep 280-UT Celion 12k/E7K8 Summary
FORM:	U.S. Polymeric Celion 12k/E7K8 unidirectional tape, grade 280 prepreg			
FIBER:	Celanese Celion 12k, no twist	MATRIX:	U.S. Polymeric E7K8	
T _g (dry):	T _g (wet):	T _g METHOD:		
PROCESSING:	Autoclave cure: 300 - 310°F, 120 - 130 min., 55 psi			

* DATA WERE SUBMITTED BEFORE THE ESTABLISHMENT OF DATA DOCUMENTATION REQUIREMENTS (JUNE 1989). ALL DOCUMENTATION PRESENTLY REQUIRED WERE NOT SUPPLIED FOR THIS MATERIAL.

Date of fiber manufacture	Date of testing	
Date of resin manufacture	Date of data submittal	1/88
Date of form manufacture	Date of analysis	1/93
Date of composite manufacture		

LAMINA PROPERTY SUMMARY

	75°F/A		-65°F/A	180°F/A		75°F/W	180°F/W	
Tension, 1-axis	SSSS		SS-S			SSS-	SSSS	
Tension, 2-axis	SS--							
Tension, 3-axis								
Compression, 1-axis	SS-S		SS-S			SS--	SS--	
Compression, 2-axis								
Compression, 3-axis								
Shear, 12-plane	S---			S---		S---	S---	
Shear, 23-plane								
Shear, 31-plane								

Classes of data in Strength/Modulus/Poisson's Ratio/Strain-to-Failure order: A = A75, a = A55, B = B30, b = B18, M = Mean, I = Interim, S = Screening, - = no data (See Table 1.4.2(c))

* DATA WERE SUBMITTED BEFORE THE ESTABLISHMENT OF DATA DOCUMENTATION REQUIREMENTS (JUNE 1989). ALL DOCUMENTATION PRESENTLY REQUIRED WERE NOT SUPPLIED FOR THIS MATERIAL.

		Nominal	As Submitted	Test Method
Fiber Density	(g/cm ³)	1.8		
Resin Density	(g/cm ³)	1.28		
Composite Density	(g/cm ³)	1.59	1.59 - 1.61	
Fiber Areal Weight	(g/m ²)	280		
Fiber Volume	(%)	59.6	59 - 64	
Ply Thickness	(in)	0.011	0.010 - 0.011	

LAMINATE PROPERTY SUMMARY

Classes of data in Strength/Modulus/Poisson's Ratio/Strain-to-Failure order: A = A75, a = A55, B = B30, b = B18, M = Mean, I = Interim, S = Screening, - = no data (See Table 1.4.2(c))

* DATA WERE SUBMITTED BEFORE THE ESTABLISHMENT OF DATA DOCUMENTATION REQUIREMENTS (JUNE 1989). ALL DOCUMENTATION PRESENTLY REQUIRED WAS NOT SUPPLIED FOR THIS MATERIAL.

MATERIAL: Celion 12k/E7K8 unidirectional tape		Table 4.2.4(a) C/Ep 280-UT Celion E7K8 Tension, 1-axis [0]_s 75/A, -65/A, 75/0.77% Screening					
RESIN CONTENT: 29 wt%	COMP: DENSITY: 1.61 g/cm ³						
FIBER VOLUME: 63-64 %	VOID CONTENT: 0.53-1.0%						
PLY THICKNESS: 0.011 in.							
TEST METHOD: ASTM D 3039-76	MODULUS CALCULATION:						
NORMALIZED BY: Fiber volume to 60% (0.011 in. CPT)							
Temperature (°F)	75 ambient	-65 ambient		75			
Moisture Content (%)				0.77			
Equilibrium at T, RH				(1)			
Source Code	20	20		20			
	Normalized	Measured	Normalized	Measured	Normalized	Measured	
F ₁ ^{tu} (ksi)	Mean	293	309	281	302	300	314
	Minimum	265	285	268	287	292	306
	Maximum	317	332	307	330	315	330
	C.V.(%)	4.52	4.52	5.44	5.44	3.22	3.60
	B-value Distribution	(2) Weibull	(2) Weibull	(2) Normal	(2) Normal	(2) Normal	(2) Normal
C ₁	299	316	281	302	300	314	
C ₂	25.6	25.9	15.3	16.4	9.67	10.1	
No. Specimens	20		5		5		
No. Batches	1		1		1		
Data Class	Screening		Screening		Screening		
E ₁ ^t (Msi)	Mean	20.0	21.1	19.2	20.6	19.0	19.9
	Minimum	18.7	20.1	18.6	20.0	18.5	19.4
	Maximum	21.9	23.0	20.3	21.8	20.0	21.0
	C.V.(%)	4.48	4.25	3.40	3.80	3.22	3.60
	No. Specimens	20		5		5	
No. Batches	1		1		1		
Data Class	Screening		Screening		Screening		
ν ₁₂ ^t	Mean	0.286				0.292	
	No. Specimens	5				5	
	No. Batches	1				1	
Data Class	Screening				Screening		
ε ₁ ^{tu} (με)	Mean	14300		14800			
	Minimum	13500		14200			
	Maximum	14700		15800			
	C.V.(%)	3.34		3.87			
	B-value Distribution	(2) Normal		(2) Normal			
C ₁	14300		14800				
C ₂	478		573				
No. Specimens	5		5				
No. Batches	1		1				
Data Class	Screening		Screening				

- (1) Conditioned for 14 days at 160°F, 85% RH.
- (2) Basis values are presented only for A and B data classes.

* DATA WERE SUBMITTED BEFORE THE ESTABLISHMENT OF DATA DOCUMENTATION REQUIREMENTS (JUNE 1989). ALL DOCUMENTATION PRESENTLY REQUIRED WAS NOT SUPPLIED FOR THIS MATERIAL.

MATERIAL: Celion 12k/E7K8 unidirectional tape		Table 4.2.4(b) C/Ep 280-UT Celion E7K8 Tension, 1-axis [0]_s 180/0.77% Screening				
RESIN CONTENT: 29 wt%	COMP: DENSITY: 1.61 g/cm ³					
FIBER VOLUME: 63-64 %	VOID CONTENT: 0.53-1.0%					
PLY THICKNESS: 0.011 in.						
TEST METHOD: ASTM D 3039-76	MODULUS CALCULATION:					
NORMALIZED BY: Fiber volume to 60% (0.011 in. CPT)						
Temperature (°F)	180					
Moisture Content (%)	0.77					
Equilibrium at T, RH	(1)					
Source Code	20					
	Normalized	Measured	Normalized	Measured	Normalized	Measured
F_1^{tu} (ksi)	Mean	293	311			
	Minimum	269	286			
	Maximum	316	335			
	C.V.(%)	6.43	7.19			
	B-value	(2)	(2)			
	Distribution	Normal	Normal			
	C ₁	293	311			
	C ₂	18.9	20.0			
	No. Specimens	5				
	No. Batches	1				
Data Class	Screening					
E_1^t (Msi)	Mean	19.8	21.0			
	Minimum	19.4	20.6			
	Maximum	20.1	21.4			
	C.V.(%)	1.61	1.81			
	No. Specimens	5				
No. Batches	1					
Data Class	Screening					
ν_{12}^t	Mean		0.322			
	No. Specimens	5				
	No. Batches	1				
Data Class	Screening					
ϵ_1^{tu} (µε)	Mean		13800			
	Minimum		12300			
	Maximum		15400			
	C.V.(%)		10.4			
	B-value		(2)			
	Distribution		Normal			
	C ₁		13800			
	C ₂		1440			
	No. Specimens	5				
	No. Batches	1				
Data Class	Screening					

- (1) Conditioned for 14 days at 160°F, 85% RH.
- (2) Basis values are presented only for A and B data classes.

* DATA WERE SUBMITTED BEFORE THE ESTABLISHMENT OF DATA DOCUMENTATION REQUIREMENTS (JUNE 1989). ALL DOCUMENTATION PRESENTLY REQUIRED WAS NOT SUPPLIED FOR THIS MATERIAL.

MATERIAL: Celion 12k/E7K8 unidirectional tape		Table 4.2.4(c) C/Ep 280-UT Celion /E7K8 Tension, 2-axis [90]₁₂ 75/A Screening				
RESIN CONTENT: 31-33 wt%	COMP: DENSITY: 1.59-1.60 g/cm ³					
FIBER VOLUME: 59-61 %	VOID CONTENT: 0.68-0.74%					
PLY THICKNESS: 0.011 in.						
TEST METHOD: ASTM D 3039-76		MODULUS CALCULATION:				
NORMALIZED BY: Not normalized						
Temperature (°F)	75					
Moisture Content (%)	ambient					
Equilibrium at T, RH						
Source Code	20					
F ₂ ^{tu} (ksi)	Mean	6.00				
	Minimum	5.21				
	Maximum	6.89				
	C.V.(%)	8.79				
	B-value	(1)				
	Distribution	Weibull				
	C ₁	6.24				
C ₂	12.6					
No. Specimens	20					
No. Batches	1					
Data Class	Screening					
E ₂ ^t (Msi)	Mean	1.28				
	Minimum	1.19				
	Maximum	1.36				
	C.V.(%)	4.52				
	No. Specimens	20				
No. Batches	1					
Data Class	Screening					
ν ₂₁ ^t	Mean					
	No. Specimens					
	No. Batches					
	Data Class					
ε ₂ ^{tu} (με)	Mean					
	Minimum					
	Maximum					
	C.V.(%)					
	B-value					
	Distribution					
	C ₁					
	C ₂					
	No. Specimens					
	No. Batches					
Data Class						

(1) Basis values are presented only for A and B data classes.

* DATA WERE SUBMITTED BEFORE THE ESTABLISHMENT OF DATA DOCUMENTATION REQUIREMENTS (JUNE 1989). ALL DOCUMENTATION PRESENTLY REQUIRED WAS NOT SUPPLIED FOR THIS MATERIAL.

MATERIAL: Celion 12k/E7K8 unidirectional tape		Table 4.2.4(d) C/Ep 280-UT Celion E7K8 Compression, 1-axis [0]_s 75/A, -65/A, 75/0.77% Screening					
RESIN CONTENT: 29-30 wt%	COMP: DENSITY: 1.60-1.61 g/cm ³						
FIBER VOLUME: 62-64 %	VOID CONTENT: 0.78-0.79%						
PLY THICKNESS: 0.010 in.							
TEST METHOD: SACMA SRM 1-88	MODULUS CALCULATION:						
NORMALIZED BY: Fiber volume to 60% (0.011 in. CPT)							
Temperature (°F)	75 ambient	-65 ambient		75			
Moisture Content (%)				0.77			
Equilibrium at T, RH				(1)			
Source Code	20	20		20			
	Normalized	Measured	Normalized	Measured	Normalized	Measured	
F_1^{cu} (ksi)	Mean	206	213	221	229	207	214
	Minimum	171	177	198	205	198	205
	Maximum	247	255	267	276	219	227
	C.V.(%)	8.62	8.62	12.2	12.2	5.06	5.06
	B-value Distribution	(2) Weibull	(2) Weibull	(2) Normal	(2) Normal	(2) Normal	(2) Normal
C_1	214	221	221	228	207	214	
C_2	12.1	12.1	27.0	28.0	10.5	10.8	
No. Specimens	20		5		5		
No. Batches	1		1		1		
Data Class	Screening		Screening		Screening		
E_1^c (Msi)	Mean	19.9	21.1	22.9	24.3	21.6	22.3
	Minimum	18.1	19.2	20.8	22.0	20.2	21.0
	Maximum	21.7	22.3	23.8	25.1	22.8	23.6
	C.V.(%)	4.95	5.08	5.28	5.90	5.25	5.86
No. Specimens	20		5		5		
No. Batches	1		1		1		
Data Class	Screening		Screening		Screening		
v_{12}^c	Mean						
	No. Specimens						
	No. Batches						
	Data Class						
ϵ_1^{cu} ($\mu\epsilon$)	Mean		11200		9870		
	Minimum		10800		9210		
	Maximum		11800		10600		
	C.V.(%)		3.59		5.32		
	B-value Distribution		(2) Normal		(2) Normal		
C_1		11200		9870			
C_2		401		526			
No. Specimens	5		5		5		
No. Batches	1		1		1		
Data Class	Screening		Screening		Screening		

- (1) Conditioned for 14 days at 160°F, 85% RH.
- (2) Basis values are presented only for A and B data classes.

* DATA WERE SUBMITTED BEFORE THE ESTABLISHMENT OF DATA DOCUMENTATION REQUIREMENTS (JUNE 1989). ALL DOCUMENTATION PRESENTLY REQUIRED WAS NOT SUPPLIED FOR THIS MATERIAL.

MATERIAL: Celion 12k/E7K8 unidirectional tape		Table 4.2.4(e) C/Ep 280-UT Celion E7K8 Compression, 1-axis [0]₅ 180/0.77% Screening				
RESIN CONTENT: 29-30 wt%	COMP: DENSITY: 1.60-1.61 g/cm ³					
FIBER VOLUME: 62-64 %	VOID CONTENT: 0.78-0.79%					
PLY THICKNESS: 0.010 in.						
TEST METHOD: SACMA SRM 1-88	MODULUS CALCULATION:					
NORMALIZED BY: Fiber volume to 60% (0.011 in. CPT)						
Temperature (°F)	180					
Moisture Content (%)	0.77					
Equilibrium at T, RH	(1)					
Source Code	20					
	Normalized	Measured	Normalized	Measured	Normalized	Measured
F_1^{cu} (ksi)	Mean	185	192			
	Minimum	158	164			
	Maximum	220	228			
	C.V.(%)	12.9	12.9			
	B-value	(2)	(2)			
	Distribution	Normal	Normal			
	C ₁	185	192			
	C ₂	24.0	24.8			
	No. Specimens	5				
	No. Batches	1				
Data Class	Screening					
E_1^c (Msi)	Mean	21.1	22.3			
	Minimum	19.5	20.6			
	Maximum	23.1	24.5			
	C.V.(%)	6.80	7.63			
	No. Specimens	5				
No. Batches	1					
Data Class	Screening					
ν_{12}^c	Mean					
	No. Specimens					
	No. Batches					
Data Class						
ϵ_1^{cu} (µε)	Mean					
	Minimum					
	Maximum					
	C.V.(%)					
	B-value					
	Distribution					
	C ₁					
	C ₂					
	No. Specimens					
	No. Batches					
Data Class						

(1) Conditioned for 14 days at 160°F, 85% RH.
 (2) Basis values are presented only for A and B data classes.

* DATA WERE SUBMITTED BEFORE THE ESTABLISHMENT OF DATA DOCUMENTATION REQUIREMENTS (JUNE 1989). ALL DOCUMENTATION PRESENTLY REQUIRED WAS NOT SUPPLIED FOR THIS MATERIAL.

MATERIAL:		Celion 12k/E7K8 unidirectional tape				Table 4.2.4(f) C/Ep 280-UT Celion E7K8 Shear, 12-plane [±45/45]_s 75/A, 180/A, 75/0.77%, 180/077% Screening	
RESIN CONTENT:	30-31 wt%	COMP: DENSITY:	1.60 g/cm ³				
FIBER VOLUME:	61-62 %	VOID CONTENT:	0.41-0.61%				
PLY THICKNESS:	0.011 in.						
TEST METHOD:	ASTM D 3518-76		MODULUS CALCULATION:				
NORMALIZED BY:	Not normalized						
Temperature (°F)	75	180	75	180			
Moisture Content (%)	ambient	ambient	0.77	0.77			
Equilibrium at T, RH			(1)	(1)			
Source Code	20	20	20	20			
Mean	9.9	10.0	12.0	10.0			
Minimum	9.3	8.1	11.3	8.2			
Maximum	11.1	11.1	12.3	11.4			
C.V.(%)	4.16	11.7	3.41	11.7			
B-value	(2)	(2)	(2)	(2)			
Distribution	Nonpara.	Normal	Normal	Normal			
F ₁₂ ^{su} (ksi)							
C ₁	10	10.0	12.0	10.0			
C ₂	1.25	1.17	0.407	1.17			
No. Specimens	20	5	5	5			
No. Batches	1	1	1	1			
Data Class	Screening	Screening	Screening	Screening			
Mean							
Minimum							
Maximum							
C.V.(%)							
G ₁₂ ^s (Msi)							
No. Specimens							
No. Batches							
Data Class							
Mean							
Minimum							
Maximum							
C.V.(%)							
B-value							
Distribution							
C ₁							
C ₂							
No. Specimens							
No. Batches							
Data Class							

- (1) Conditioned for 14 days at 160°F, 85% RH.
- (2) Basis values are presented only for A and B data classes.

4.2.5 AS4 12k/938 unidirectional tapeMaterial Description:

Material: AS4-12k/938

Form: Unidirectional tape, fiber areal weight of 145 g/m², typical cured resin content of 35-49%, typical cured ply thickness of 0.0055 inches.

Processing: Autoclave cure; 350°F, 85 psi for 2 hours.

General Supplier Information:

Fiber: AS4 fibers are continuous carbon filaments made from PAN precursor, surface treated to improve handling characteristics and structural properties. Filament count is 12,000 filaments/tow. Typical tensile modulus is 34×10^6 psi. Typical tensile strength is 550,000 psi.

Matrix: 938 is an epoxy resin. 10 days out-time at 72°F.

Maximum Short Term Service Temperature: 350°F (dry), 200°F (wet)

Typical applications: Commercial and military structural applications

4.2.5 AS4 12k/938 unidirectional tape*

MATERIAL:	AS4 12k/938 unidirectional tape			C/Ep 145-UT AS4/938 Summary
FORM:	Fiberite Hy-E 1338H unidirectional tape, grade 145 prepreg			
FIBER:	Hercules AS4 12k, unsized, no twist	MATRIX:	Fiberite 938	
T _g (dry):	T _g (wet):	260°F	T _g METHOD:	
PROCESSING:	Autoclave cure: 350 ± 10°F, 120 - 135 min., 100 ± 15 psi			

* DATA WERE SUBMITTED BEFORE THE ESTABLISHMENT OF DATA DOCUMENTATION REQUIREMENTS (JUNE 1989). ALL DOCUMENTATION PRESENTLY REQUIRED WERE NOT SUPPLIED FOR THIS MATERIAL.

Date of fiber manufacture	Date of testing	8/85
Date of resin manufacture	Date of data submittal	4/89
Date of form manufacture	7/85	Date of analysis
Date of composite manufacture		1/93

LAMINA PROPERTY SUMMARY

	75°F/A		-65°F/A	200°F/A		200°F/W		
Tension, 1-axis	II--		II--	II--				
Tension, 2-axis	II--			II--				
Tension, 3-axis								
Compression, 1-axis	II--					II--		
Compression, 2-axis	S---							
Compression, 3-axis								
Shear, 12-plane	S---			I---				
Shear, 23-plane								
Shear, 31-plane								

Classes of data in Strength/Modulus/Poisson's Ratio/Strain-to-Failure order: A = A75, a = A55, B = B30, b = B18, M = Mean, I = Interim, S = Screening, - = no data (See Table 1.4.2(c))

* DATA WERE SUBMITTED BEFORE THE ESTABLISHMENT OF DATA DOCUMENTATION REQUIREMENTS (JUNE 1989). ALL DOCUMENTATION PRESENTLY REQUIRED WERE NOT SUPPLIED FOR THIS MATERIAL.

		Nominal	As Submitted	Test Method
Fiber Density	(g/cm ³)	1.80	1.77 - 1.79	
Resin Density	(g/cm ³)	1.30	1.30	
Composite Density	(g/cm ³)	1.60	1.55 - 1.58	
Fiber Areal Weight	(g/m ²)	145	144 - 146	
Fiber Volume	(%)	60	52 - 60	
Ply Thickness	(in)	0.0055	0.0048 - 0.0065	

LAMINATE PROPERTY SUMMARY

Classes of data in Strength/Modulus/Poisson's Ratio/Strain-to-Failure order: A = A75, a = A55, B = B30, b = B18, M = Mean, I = Interim, S = Screening, - = no data (See Table 1.4.2(c))

* DATA WERE SUBMITTED BEFORE THE ESTABLISHMENT OF DATA DOCUMENTATION REQUIREMENTS (JUNE 1989). ALL DOCUMENTATION PRESENTLY REQUIRED WAS NOT SUPPLIED FOR THIS MATERIAL.

MATERIAL: AS4 12k/938 unidirectional tape		Table 4.2.5(a) C/Ep 145-UT AS4/938 Tension, 1-axis [0]_s 75/A, -65/A, 200/A Interim					
RESIN CONTENT: 35-41 wt%	COMP: DENSITY: 1.55-1.57 g/cm ³						
FIBER VOLUME: 52-57 %	VOID CONTENT: 0.0-<1.0%						
PLY THICKNESS: 0.0042-0.0052 in.							
TEST METHOD: ASTM D 3039-76 (1)	MODULUS CALCULATION:						
NORMALIZED BY: Specimen thickness and batch fiber volume to 60% (0.0053 in. CPT)							
Temperature (°F)	75 ambient			-65 ambient	200 ambient		
Moisture Content (%)							
Equilibrium at T, RH							
Source Code	12		12		12		
	Normalized	Measured	Normalized	Measured	Normalized	Measured	
F ₁ ^{tu} (ksi)	Mean	314	272	296	238	321	274
	Minimum	270	230	198	174	263	229
	Maximum	351	330	363	287	356	322
	C.V.(%)	7.45	8.79	14.4	11.0	7.79	8.10
	B-value	(2)	(2)	(2)	(2)	(2)	(2)
	Distribution	Weibull	ANOVA	ANOVA	ANOVA	ANOVA	Weibull
	C ₁	324	26.3	49.1	249	26.9	284
C ₂	16.5	4.12	4.64	11.1	3.78	13.3	
No. Specimens	22		22		20		
No. Batches	3		3		3		
Data Class	Interim		Interim		Interim		
E ₁ ^t (Msi)	Mean	22.4	19.4	19.5	19.0	20.4	20.8
	Minimum	18.8	17.1	18.5	16.9	18.4	18.4
	Maximum	26.9	21.0	21.5	22.0	24.0	22.4
	C.V.(%)	9.88	4.66	4.07	5.13	7.23	6.06
	No. Specimens	22		22		20	
No. Batches	3		3		3		
Data Class	Interim		Interim		Interim		
ν ₁₂ ^t	Mean						
	No. Specimens						
	No. Batches						
	Data Class						
ε ₁ ^{tu} (μϵ)	Mean						
	Minimum						
	Maximum						
	C.V.(%)						
	B-value						
	Distribution						
	C ₁						
C ₂							
No. Specimens							
No. Batches							
Data Class							

(1) Gage length 2.0 inches.

(2) Basis values are presented only for A and B data classes.

* DATA WERE SUBMITTED BEFORE THE ESTABLISHMENT OF DATA DOCUMENTATION REQUIREMENTS (JUNE 1989). ALL DOCUMENTATION PRESENTLY REQUIRED WAS NOT SUPPLIED FOR THIS MATERIAL.

MATERIAL: AS4 12k/938 unidirectional tape				Table 4.2.5(b) C/Ep 145-UT AS4/938 Tension, 2-axis [90]₁₆ 75/A, 200/A Interim	
RESIN CONTENT: 35-40 wt%	COMP:DENSITY: 1.56-1.58 g/cm ³				
FIBER VOLUME: 52-58 %	VOID CONTENT: 0.0-<1.0%				
PLY THICKNESS: 0.0053-0.0063 in.					
TEST METHOD: ASTM D 3039-76 (1)	MODULUS CALCULATION:				
NORMALIZED BY: Not normalized					
Temperature (°F)	75.0	200			
Moisture Content (%)	ambient	ambient			
Equilibrium at T, RH					
Source Code	12	12			
F ₂ ^{tu} (ksi)	Mean	8.96	8.84		
	Minimum	6.50	6.85		
	Maximum	12.0	10.3		
	C.V.(%)	15.2	12.2		
	B-value	(2)	(2)		
	Distribution	Weibull	ANOVA		
	C ₁	9.54	1.18		
	C ₂	7.10	3.96		
	No. Specimens	19	17		
	No. Batches	3	3		
Data Class	Interim	Interim			
E ₂ ^t (Msi)	Mean	1.29	1.23		
	Minimum	0.970	1.05		
	Maximum	1.72	1.40		
	C.V.(%)	7.89	7.81		
	No. Specimens	19	17		
No. Batches	3	3			
Data Class	Interim	Interim			
ν ₂₁ ^t	Mean				
	No. Specimens				
	No. Batches				
	Data Class				
ε ₂ ^{tu} (με)	Mean				
	Minimum				
	Maximum				
	C.V.(%)				
	B-value				
	Distribution				
	C ₁				
	C ₂				
	No. Specimens				
	No. Batches				
Data Class					

- (1) Gage length 2.0 inches.
- (2) Basis values are presented only for A and B data classes.

* DATA WERE SUBMITTED BEFORE THE ESTABLISHMENT OF DATA DOCUMENTATION REQUIREMENTS (JUNE 1989). ALL DOCUMENTATION PRESENTLY REQUIRED WAS NOT SUPPLIED FOR THIS MATERIAL.

MATERIAL:		AS4 12k/938 unidirectional tape				Table 4.2.5(c) C/Ep 145-UT AS4/938 Compression, 1-axis [0]_s 75/A, 200/W Interim, Screening	
RESIN CONTENT:	33-38 wt%	COMP: DENSITY:	1.55-1.58 g/cm ³				
FIBER VOLUME:	54-60 %	VOID CONTENT:	0.0-<1.0%				
PLY THICKNESS:	0.0048-0.0060 in.						
TEST METHOD:	MODULUS CALCULATION:						
SACMA SRM 1-88							
NORMALIZED BY:		Specimen thickness and batch fiber volume to 60% (0.0053 in. CPT)					
Temperature (°F)	75 ambient		200 (1)				
Moisture Content (%)			140°F, 95%				
Equilibrium at T, RH							
Source Code	12		12				
	Normalized	Measured	Normalized	Measured	Normalized	Measured	
F ₁ ^{cu} (ksi)	Mean	228	211	190	168		
	Minimum	186	172	158	138		
	Maximum	265	251	223	194		
	C.V.(%)	9.31	10.2	8.96	9.29		
	B-value	(2)	(2)	(2)	(2)		
	Distribution	Weibull	ANOVA	ANOVA	ANOVA		
	C ₁	224	22.4	19.0	17.6		
C ₂	12.5	3.31	4.40	4.57			
No. Specimens	25		24				
No. Batches	3		3				
Data Class	Interim		Interim				
E ₁ ^c (Msi)	Mean	18.2	18.4	19.1	18.4		
	Minimum	15.7	15.9	16.9	16.6		
	Maximum	21.0	22.5	24.0	21.0		
	C.V.(%)	9.13	12.4	12.8	9.10		
	No. Specimens	15		13			
No. Batches	2		2				
Data Class	Interim		Screening				
ν ₁₂ ^c	Mean						
	No. Specimens						
	No. Batches						
Data Class							
ε ₁ ^{cu} (μϵ)	Mean						
	Minimum						
	Maximum						
	C.V.(%)						
	B-value						
	Distribution						
	C ₁						
C ₂							
No. Specimens							
No. Batches							
Data Class							

- (1) Specimens conditioned for one month.
- (2) Basis values are presented only for A and B data classes.

* DATA WERE SUBMITTED BEFORE THE ESTABLISHMENT OF DATA DOCUMENTATION REQUIREMENTS (JUNE 1989). ALL DOCUMENTATION PRESENTLY REQUIRED WAS NOT SUPPLIED FOR THIS MATERIAL.

MATERIAL: AS4 12k/938 unidirectional tape		Table 4.2.5(d) C/Ep 145-UT AS4/938 Compression, 2-axis [90]₈ 75/A Screening				
RESIN CONTENT: 36 wt%	COMP: DENSITY: 1.56 g/cm ³					
FIBER VOLUME: 56 %	VOID CONTENT: 0.0%					
PLY THICKNESS: 0.0058 in.						
TEST METHOD: SACMA SRM 1-88	MODULUS CALCULATION:					
NORMALIZED BY: Not normalized						
Temperature (°F)	75.0 ambient					
Moisture Content (%) Equilibrium at T, RH						
Source Code	12					
Mean	30.4					
Minimum	26.2					
Maximum	39.7					
C.V.(%)	16.4					
F ₂ ^{cu} (ksi)	B-value Distribution	(1) Nonpara.				
	C ₁	6				
	C ₂	2.14				
No. Specimens	10					
No. Batches	1					
Data Class	Screening					
Mean						
Minimum						
Maximum						
C.V.(%)						
No. Specimens						
No. Batches						
Data Class						
Mean						
No. Specimens						
No. Batches						
Data Class						
Mean						
Minimum						
Maximum						
C.V.(%)						
ε ₂ ^{cu} (με)	B-value Distribution					
	C ₁					
	C ₂					
No. Specimens						
No. Batches						
Data Class						

(1) Basis values are presented only for A and B data classes.

* DATA WERE SUBMITTED BEFORE THE ESTABLISHMENT OF DATA DOCUMENTATION REQUIREMENTS (JUNE 1989). ALL DOCUMENTATION PRESENTLY REQUIRED WAS NOT SUPPLIED FOR THIS MATERIAL.

MATERIAL:		AS4 12k/938 unidirectional tape				
RESIN CONTENT:	35-37 wt%	COMP: DENSITY:	1.56-1.58 g/cm ³			
FIBER VOLUME:	54-57 %	VOID CONTENT:	0.0-<1.0%			
PLY THICKNESS:	0.0051-0.0063 in.					
TEST METHOD:	ASTM D 3518-76					
		MODULUS CALCULATION:				
NORMALIZED BY:	Not normalized					
Temperature (°F)	75.0	200				
Moisture Content (%)	ambient	ambient				
Equilibrium at T, RH						
Source Code	12	12				
Mean	13.0	13.9				
Minimum	10.8	11.9				
Maximum	13.9	16.0				
C.V.(%)	6.36	7.63				
B-value	(1)	(1)				
Distribution	Weibull	ANOVA				
C ₁	13.4	1.26				
C ₂	25.4	4.96				
No. Specimens	13	18				
No. Batches	3	3				
Data Class	Screening	Interim				
Mean						
Minimum						
Maximum						
C.V.(%)						
No. Specimens						
No. Batches						
Data Class						
Mean						
Minimum						
Maximum						
C.V.(%)						
B-value						
Distribution						
C ₁						
C ₂						
No. Specimens						
No. Batches						
Data Class						

Table 4.2.5(e)
C/Ep 145-UT
AS4/938
Shear, 12-plane
[±45]_{2s}
75/A, 200/A
Interim, Screening

(1) Basis values are presented only for A and B data classes.

4.2.6 T-300 3k/934 plain weave fabricMaterial Description:

Material: T-300 3k/934

Form: Plain weave fabric, fiber areal weight of 196 g/m², typical cured resin content of 34%, typical cured ply thickness of 0.0078 inches.

Processing: Autoclave cure; 355°F, 85-100 psi for 2 hours.

General Supplier Information:

Fiber: T-300 fibers are continuous, no twist carbon filaments made from PAN precursor, surface treated to improve handling characteristics and structural properties. Filament count is 3,000 filaments/tow. Typical tensile modulus is 33×10^6 . Typical tensile strength is 530,000 psi.

Matrix: 934 is a high flow, epoxy resin with good hot/wet properties and meets NASA outgassing requirements.

Maximum Short Term Service Temperature: 350°F (dry), 200°F (wet)

Typical applications: Aircraft primary and secondary structure, critical space structure.

4.2.6 T300 3k/934 plain weave fabric*

MATERIAL:	T-300 3k/934 plain weave fabric			C/Ep 194-PW T-300/934 Summary
FORM:	Fiberite HMF-322/34 plain weave fabric			
FIBER:	Toray T-300 3k	MATRIX:	Fiberite 934	
T _g (dry):	410°F	T _g (wet):	T _g METHOD: DSC	
PROCESSING:	Autoclave cure: 355 ± 10°F, 120 - 130 min., 85-100 psig			

* DATA WERE SUBMITTED BEFORE THE ESTABLISHMENT OF DATA DOCUMENTATION REQUIREMENTS (JUNE 1989). ALL DOCUMENTATION PRESENTLY REQUIRED WERE NOT SUPPLIED FOR THIS MATERIAL.

Date of fiber manufacture	Date of testing	
Date of resin manufacture	Date of data submittal	6/88
Date of form manufacture	2/84	Date of analysis
Date of composite manufacture		1/93

LAMINA PROPERTY SUMMARY

	75°F/A		-65°F/A	250°F/A		160°F/W	250°F/W	
Tension, 1-axis	IS-I		IS-I	SS-S		II--	II--	
Tension, 2-axis	II-I		II-I	SS-S		II--	II--	
Tension, 3-axis								
Compression, 1-axis	II--		II--	SI--		I---	I---	
Compression, 2-axis	II--		II--	SI--		I---	I---	
Compression, 3-axis								
Shear, 12-plane								
Shear, 23-plane								
SB Strength, 31-plane	S---		S---	S---				

Classes of data in Strength/Modulus/Poisson's Ratio/Strain-to-Failure order: A = A75, a = A55, B = B30, b = B18, M = Mean, I = Interim, S = Screening, - = no data (See Table 1.4.2(c))

* DATA WERE SUBMITTED BEFORE THE ESTABLISHMENT OF DATA DOCUMENTATION REQUIREMENTS (JUNE 1989). ALL DOCUMENTATION PRESENTLY REQUIRED WERE NOT SUPPLIED FOR THIS MATERIAL.

		Nominal	As Submitted	Test Method
Fiber Density	(g/cm ³)		1.73 - 1.74	
Resin Density	(g/cm ³)	1.30		
Composite Density	(g/cm ³)	1.55	1.54 - 1.57	
Fiber Areal Weight	(g/m ²)	194	1.92 - 2.00	
Fiber Volume	(%)		58 - 60	
Ply Thickness	(in)		0.0073 - 0.0084	

LAMINATE PROPERTY SUMMARY

Classes of data in Strength/Modulus/Poisson's Ratio/Strain-to-Failure order: A = A75, a = A55, B = B30, b = B18, M = Mean, I = Interim, S = Screening, - = no data (See Table 1.4.2(c))

Volume 2, Chapter 4 Carbon Fiber Composites

* DATA WERE SUBMITTED BEFORE THE ESTABLISHMENT OF DATA DOCUMENTATION REQUIREMENTS (JUNE 1989). ALL DOCUMENTATION PRESENTLY REQUIRED WAS NOT SUPPLIED FOR THIS MATERIAL.

MATERIAL:		T-300 3k/934 plain weave fabric				Table 4.2.6(a) C/Ep 194-PW T-300/934 Tension, 1-axis [0]₁₂ 75/A, -65/A, 250/A Interim, Screening	
RESIN CONTENT:	33-35 wt%	COMP: DENSITY:	1.54-1.57 g/cm ³				
FIBER VOLUME:	58-60 %	VOID CONTENT:	<0.5-1.2%				
PLY THICKNESS:	0.0074-0.0082 in.						
TEST METHOD:		MODULUS CALCULATION:					
ASTM D 3039-76 (2)		Chord between 20 and 40% of typical ultimate load					
NORMALIZED BY:		Specimen thickness and batch fiber volume to 57% (0.0077 in. CPT)					
Temperature (°F)	75 ambient		-65 ambient		250 ambient		
Moisture Content (%)							
Equilibrium at T, RH							
Source Code	12		12		12		
	Normalized	Measured	Normalized	Measured	Normalized	Measured	
Mean	91	94	83	85	109	113	
Minimum	82	85	78	79	104	109	
Maximum	99	100	87	90	114	118	
C.V.(%)	4.1	4.0	3.2	3.3	3.54	3.42	
F_1^{tu}	(1)	(1)	(1)	(1)	(1)	(1)	
Distribution	Weibull	Weibull	Weibull	Weibull	Normal	Normal	
(ksi) C ₁	93.0	96	83.7	86	86.0	113	
C ₂	28.2	31	35.8	36	2.86	3.87	
No. Specimens	20		20		5		
No. Batches	4		4		1		
Data Class	Interim		Interim		Screening		
Mean	9.1	9.4	10.	10.	9.3	9.7	
Minimum	8.4	8.7	8.6	9.0	9.1	9.4	
Maximum	9.5	9.9	12	12	10.0	10.7	
C.V.(%)	3.3	3.6	11	10.	4.6	5.6	
E_1^t							
(Msi) No. Specimens	20		20		5		
No. Batches	4		4		1		
Data Class	Interim		Interim		Screening		
Mean							
No. Specimens							
No. Batches							
Data Class							
ν_{12}^t							
Mean		9780		8990		11300	
Minimum		8880		7990		10900	
Maximum		11200		9800		11800	
C.V.(%)		5.61		6.07		3.11	
ϵ_1^{tu}		(1)		(1)		(1)	
Distribution		ANOVA		ANOVA		Normal	
($\mu\epsilon$) C ₁		577		592		11300	
C ₂		3.12		3.61		351	
No. Specimens	20		20		5		
No. Batches	4		4		1		
Data Class	Interim		Interim		Screening		

(1) Basis values are presented only for A and B data classes.

(2) Width 0.5 inch, speed of testing 0.05 in./in./min, gage length below recommendation

* DATA WERE SUBMITTED BEFORE THE ESTABLISHMENT OF DATA DOCUMENTATION REQUIREMENTS (JUNE 1989). ALL DOCUMENTATION PRESENTLY REQUIRED WAS NOT SUPPLIED FOR THIS MATERIAL.

MATERIAL:		T-300 3k/934 plain weave fabric				Table 4.2.6(b) C/Ep 194-PW T-300/934 Tension, 1-axis [0]₁₂ 160/W, 250/W Interim	
RESIN CONTENT:	33-35 wt%	COMP: DENSITY:	1.54-1.57 g/cm ³				
FIBER VOLUME:	58-60 %	VOID CONTENT:	<0.5-1.2%				
PLY THICKNESS:	0.0074-0.0082 in.						
TEST METHOD:	ASTM D 3039-76 (2)		MODULUS CALCULATION:		Chord between 20 and 40% of typical ultimate load		
NORMALIZED BY:	Specimen thickness and batch fiber volume to 57%						
Temperature (°F)	160		250				
Moisture Content (%)	(1)		(1)				
Equilibrium at T, RH							
Source Code	12		12				
		Normalized	Measured	Normalized	Measured	Normalized	Measured
F ₁ ^{tu} (ksi)	Mean	96	98	79	82		
	Minimum	84	88	61	66		
	Maximum	104	106	95	97		
	C.V.(%)	5.7	5.11	14	11		
	B-value	(2)	(2)	(2)	(2)		
	Distribution	ANOVA	Weibull	ANOVA	Weibull		
	C ₁	6.0	101	12	86		
C ₂	4.8	24	5.3	11			
No. Specimens	15		15				
No. Batches	3		3				
Data Class	Interim		Interim				
E ₁ ^t (Msi)	Mean	9.8	10.0	9.4	9.7		
	Minimum	8.1	8.6	6.8	7.1		
	Maximum	11.0	11.7	12.0	13.0		
	C.V.(%)	8.7	8.7	17.	18		
	No. Specimens	15		15			
No. Batches	3		3				
Data Class	Interim		Interim				
ν ₁₂ ^t	Mean						
	No. Specimens						
	No. Batches						
ε ₁ ^{tu} (με)	Mean						
	Minimum						
	Maximum						
	C.V.(%)						
	B-value						
Distribution							
C ₁							
C ₂							
No. Specimens							
No. Batches							
Data Class							

(1) Immersed in water at 160°F for 14 days.

(2) Basis values are presented only for A and B data classes.

(3) Width 0.5 inch, speed of testing 0.05 in./in./min, gage length below recommendation.

* DATA WERE SUBMITTED BEFORE THE ESTABLISHMENT OF DATA DOCUMENTATION REQUIREMENTS (JUNE 1989). ALL DOCUMENTATION PRESENTLY REQUIRED WAS NOT SUPPLIED FOR THIS MATERIAL.

MATERIAL:		T-300 3k/934 plain weave fabric				Table 4.2.6(c) C/Ep 194-PW T-300/934 Tension, 2-axis [90]₁₂ 75/A, -65/A, 250/A Interim, Screening	
RESIN CONTENT:	33-35 wt%	COMP: DENSITY:	1.54-1.57 g/cm ³				
FIBER VOLUME:	58-60 %	VOID CONTENT:	<0.5-1.2%				
PLY THICKNESS:	0.0074-0.0082 in.						
TEST METHOD:	ASTM D 3039-76						
		MODULUS CALCULATION:		Chord between 20 and 40% of typical ultimate load			
NORMALIZED BY:		Specimen thickness and batch fiber volume to 57% (0.0077 in. CPT)					
Temperature (°F)	75 ambient		-65 ambient		250 ambient		
Moisture Content (%)	12		12		12		
Equilibrium at T, RH							
Source Code							
	Normalized	Measured	Normalized	Measured	Normalized	Measured	
F ₂ ^{tu} (ksi)	Mean	88	91	80.	82	94	98
	Minimum	80.	82	70.	72	90.	94
	Maximum	97	99	91	95	97	101
	C.V.(%)	5.7	5.5	6.2	6.5	2.6	2.7
	B-value	(1)	(1)	(1)	(1)	(1)	(1)
	Distribution	ANOVA	ANOVA	ANOVA	ANOVA	Normal	Normal
	C ₁	5.4	5.4	5.2	5.7	93.7	97.8
C ₂	3.5	3.4	3.3	3.4	2.47	2.59	
No. Specimens	20		20		5		
No. Batches	4		4		1		
Data Class	Interim		Interim		Screening		
E ₂ ^t (Msi)	Mean	9.0	9.3	9.1	9.5	8.1	8.5
	Minimum	8.3	8.7	8.1	8.3	8.0	8.3
	Maximum	9.9	10.3	10.8	11.1	8.2	8.6
	C.V.(%)	5.0	4.8	9.3	9.2	1.1	1.5
	No. Specimens	20		20		5	
No. Batches	4		4		1		
Data Class	Interim		Interim		Screening		
ν ₂₁ ^t	Mean						
	No. Specimens						
	No. Batches						
Data Class							
ε ₂ ^{tu} (με)	Mean	9630		9100		11400	
	Minimum	8680		7750		10400	
	Maximum	11100		10700		12400	
	C.V.(%)	6.18		7.44		8.59	
	B-value	(1)		(1)		(1)	
	Distribution	ANOVA		ANOVA		Normal	
	C ₁	616		710		11400	
C ₂	2.82		3.08		981		
No. Specimens	20		20		5		
No. Batches	4		4		1		
Data Class	Interim		Interim		Screening		

(1) Basis values are presented only for A and B data classes.

* DATA WERE SUBMITTED BEFORE THE ESTABLISHMENT OF DATA DOCUMENTATION REQUIREMENTS (JUNE 1989). ALL DOCUMENTATION PRESENTLY REQUIRED WAS NOT SUPPLIED FOR THIS MATERIAL.

MATERIAL:		T-300 3k/934 plain weave fabric				Table 4.2.6(d) C/Ep 194-PW T-300/934 Tension, 2-axis [90_r]₁₂ 160/W, 250/W Interim	
RESIN CONTENT:	33-35 wt%	COMP: DENSITY:	1.54-1.57 g/cm ³				
FIBER VOLUME:	58-60 %	VOID CONTENT:	<0.5-1.2%				
PLY THICKNESS:	0.0074-0.0082 in.						
TEST METHOD:	ASTM D 3039-76		MODULUS CALCULATION:		Chord between 20 and 40% of typical ultimate load		
NORMALIZED BY:	Specimen thickness and batch fiber volume to 57% (0.0077 in. CPT)						
Temperature (°F)	160		250				
Moisture Content (%)	(1)		(1)				
Equilibrium at T, RH							
Source Code	12		12				
		Normalized	Measured	Normalized	Measured	Normalized	Measured
F ₂ ^{tu} (ksi)	Mean	97	100	81	83		
	Minimum	90.	92	73	75		
	Maximum	111	113	89	91		
	C.V.(%)	6.8	6.3	5.1	4.8		
	B-value Distribution	(2) ANOVA	(2) ANOVA	(2) ANOVA	(2) ANOVA		
C ₁		7.3	6.8	4.4	4.2		
	C ₂	4.8	4.5	4.5	4.2		
No. Specimens	15		15				
No. Batches	3		3				
Data Class	Interim		Interim				
E ₂ ^t (Msi)	Mean	10.	10.	9.9	10.		
	Minimum	8.0	8.2	8.2	8.5		
	Maximum	11.8	12.1	11.9	12.1		
	C.V.(%)	11	11	11	11		
No. Specimens	15		15				
No. Batches	3		3				
Data Class	Interim		Interim				
ν ₂₁ ^t	Mean						
	No. Specimens						
	No. Batches						
Data Class							
ε ₂ ^{tu} (μϵ)	Mean						
	Minimum						
	Maximum						
	C.V.(%)						
	B-value Distribution						
C ₁							
C ₂							
No. Specimens							
No. Batches							
Data Class							

- (1) Immersed in water at 160°F for 14 days.
- (2) Basis values are presented only for A and B data classes.

* DATA WERE SUBMITTED BEFORE THE ESTABLISHMENT OF DATA DOCUMENTATION REQUIREMENTS (JUNE 1989). ALL DOCUMENTATION PRESENTLY REQUIRED WAS NOT SUPPLIED FOR THIS MATERIAL.

MATERIAL:		T-300 3k/934 plain weave fabric				Table 4.2.6(e) C/Ep 194-PW T-300/934 Compression, 1-axis [0]₁₂ 75/A, -65/A, 250/A Interim, Screening	
RESIN CONTENT:	33-35 wt%	COMP: DENSITY:	1.54-1.57 g/cm ³				
FIBER VOLUME:	58-60 %	VOID CONTENT:	<0.5-1.2%				
PLY THICKNESS:	0.0074-0.0082 in.						
TEST METHOD:		MODULUS CALCULATION:					
SACMA SRM 1-88		Chord between 20 and 40% of typical ultimate load					
NORMALIZED BY:		Specimen thickness and batch fiber volume to 57% (0.0077 in. CPT)					
Temperature (°F)	75 ambient		-65 ambient		250 ambient		
Moisture Content (%)	12		12		12		
Equilibrium at T, RH							
Source Code							
	Normalized	Measured	Normalized	Measured	Normalized	Measured	
Mean	95	98	104	108	100.	105	
Minimum	83	87	87	90.	94	98	
Maximum	120	125	133	139	107	111	
C.V.(%)	10.	10.	13	14	5.6	5.1	
B-value	(1)	(1)	(1)	(1)	(1)	(1)	
Distribution	ANOVA	ANOVA	ANOVA	ANOVA	Normal	Normal	
F_1^{cu} (ksi)	C ₁	10.	11	15	16	100.	105
	C ₂	3.9	3.9	3.7	3.8	5.64	5.4
No. Specimens	20		20		5		
No. Batches	4		4		1		
Data Class	Interim		Interim		Screening		
Mean	8.4	8.8	8.2	8.6	8.4	8.9	
Minimum	7.7	8.0	7.4	7.8	7.9	8.1	
Maximum	9.0	9.4	8.9	9.7	10.0	10.1	
C.V.(%)	5.1	5.3	5.1	5.7	6.3	6.4	
E_1^c (Msi)	No. Specimens	20	20	19			
	No. Batches	4	4	4			
	Data Class	Interim	Interim	Interim			
Mean							
No. Specimens							
No. Batches							
Data Class							
v_{12}^c							
Mean							
Minimum							
Maximum							
C.V.(%)							
B-value							
Distribution							
ϵ_1^{cu} (µε)	C ₁						
	C ₂						
No. Specimens							
No. Batches							
Data Class							

- (1) Basis values are presented only for A and B data classes.
- (2) Tab thickness of 0.112 - 0.120 inch is larger than 0.070 inch nominal thickness per method.
- (3) Specimen thickness of 0.09 - 0.10 inch is less than nominal 0.12 inch thickness per method.

* DATA WERE SUBMITTED BEFORE THE ESTABLISHMENT OF DATA DOCUMENTATION REQUIREMENTS (JUNE 1989). ALL DOCUMENTATION PRESENTLY REQUIRED WAS NOT SUPPLIED FOR THIS MATERIAL.

MATERIAL:		T-300 3k/934 plain weave fabric				Table 4.2.6(f) C/Ep 194-PW T-300/934 Compression, 1-axis [0]₁₂ 160/W, 250/W Interim	
RESIN CONTENT:	33-35 wt%	COMP: DENSITY:	1.54-1.57 g/cm ³				
FIBER VOLUME:	58-60 %	VOID CONTENT:	<0.5-1.2%				
PLY THICKNESS:	0.0074-0.0082 in.						
TEST METHOD:	SACMA SRM 1-88		MODULUS CALCULATION:		Chord between 20 and 40% of typical ultimate load		
NORMALIZED BY:	Specimen thickness and batch fiber volume to 57% (0.0077 in. CPT)						
Temperature (°F)	160		250				
Moisture Content (%)	(1)		(1)				
Equilibrium at T, RH							
Source Code	12		12				
		Normalized	Measured	Normalized	Measured	Normalized	Measured
F ₁ ^{cu} (3) (ksi)	Mean	74	76	44	46		
	Minimum	67	68	40	41		
	Maximum	81	84	49	51		
	C.V.(%)	6.9	5.6	6.2	6.2		
	B-value	(2)	(2)	(2)	(2)		
	Distribution	ANOVA	ANOVA	Weibull	Weibull		
	C ₁	5.6	6.2	45.4	46.8		
	C ₂	4.9	5.0	17.4	16.9		
	No. Specimens	15		15			
	No. Batches	3		3			
Data Class	Interim		Interim				
E ₁ ^c (Msi)	Mean						
	Minimum						
	Maximum						
	C.V.(%)						
	No. Specimens						
No. Batches							
Data Class							
ν ₁₂ ^c	Mean						
	No. Specimens						
	No. Batches						
	Data Class						
ε ₁ ^{cu} (με)	Mean						
	Minimum						
	Maximum						
	C.V.(%)						
	B-value						
	Distribution						
	C ₁						
	C ₂						
	No. Specimens						
	No. Batches						
Data Class							

(1) Immersed in water at 160°F for 14 days.

(2) Basis values are presented only for A and B data classes.

(3) Tab thickness of 0.112 - 0.120 inch is larger than 0.070 inch nominal thickness per method.

* DATA WERE SUBMITTED BEFORE THE ESTABLISHMENT OF DATA DOCUMENTATION REQUIREMENTS (JUNE 1989). ALL DOCUMENTATION PRESENTLY REQUIRED WAS NOT SUPPLIED FOR THIS MATERIAL.

MATERIAL:		T-300 3k/934 plain weave fabric				Table 4.2.6(g) C/Ep 194-PW T-300/934 Compression, 2-axis [90]₁₂ 75/A, -65/A, 250/A Interim, Screening	
RESIN CONTENT:	33-35 wt%	COMP: DENSITY:	1.54-1.57 g/cm ³				
FIBER VOLUME:	58-60 %	VOID CONTENT:	<0.5-1.2%				
PLY THICKNESS:	0.0074-0.0082 in.						
TEST METHOD:	SACMA SRM 1-88		MODULUS CALCULATION:		Chord between 20 and 40% of typical ultimate load		
NORMALIZED BY:	Specimen thickness and batch fiber volume to 57% (0.0077 in. CPT)						
Temperature (°F)	75 ambient		-65 ambient		250 ambient		
Moisture Content (%)	12		12		12		
Equilibrium at T, RH							
Source Code							
	Normalized	Measured	Normalized	Measured	Normalized	Measured	
F ₂ ^{cu} (2) (ksi)	Mean	90.	93	103	106	82	85
	Minimum	81	85	94	98	77	81
	Maximum	100.	104	116	121	84	88
	C.V.(%)	5.9	6.0	6.2	6.1	3.4	3.4
	B-value	(4)	(4)	(1)	(1)	(1)	(1)
	Distribution	ANOVA	ANOVA	Normal	Normal	Normal	Normal
	C ₁	5.6	5.9	103	106	81.7	85.3
	C ₂	3.2	3.2	6.18	6.4	2.74	2.86
	No. Specimens	20		20		5	
	No. Batches	4		4		1	
Data Class	Interim		Interim		Screening		
E ₂ ^c (3) (Msi)	Mean	8.3	8.6	8.4	8.8	8.8	9.0
	Minimum	7.4	7.7	7.5	7.7	7.9	8.1
	Maximum	9.3	9.5	9.0	9.4	10.2	10.6
	C.V.(%)	7.0	6.6	5.1	5.5	8.4	8.9
	No. Specimens	20		20		20	
No. Batches	4		4		4		
Data Class	Interim		Interim		Interim		
ν ₂₁ ^c	Mean						
	No. Specimens						
	No. Batches						
ε ₂ ^{cu} (με)	Mean						
	Minimum						
	Maximum						
	C.V.(%)						
	B-value						
	Distribution						
	C ₁						
	C ₂						
	No. Specimens						
	No. Batches						
Data Class							

- (1) Basis values are presented only for A and B data classes.
- (2) Tab thickness of 0.112-0.120 inch is larger than 0.070 inch nominal thickness per method.
- (3) Specimen thickness of 0.09-0.10 inch is less than nominal 0.120 inch thickness per method.
- (4) B-basis values calculated from less than five batches of data using the ANOVA method are not presented.

* DATA WERE SUBMITTED BEFORE THE ESTABLISHMENT OF DATA DOCUMENTATION REQUIREMENTS (JUNE 1989). ALL DOCUMENTATION PRESENTLY REQUIRED WAS NOT SUPPLIED FOR THIS MATERIAL.

MATERIAL:		T-300 3k/934 plain weave fabric				Table 4.2.6(h) C/Ep 194-PW T-300/934 Compression, 2-axis [90_r]₁₂ 160/W, 250/W Interim	
RESIN CONTENT:	33-35 wt%	COMP: DENSITY:	1.54-1.57 g/cm ³				
FIBER VOLUME:	58-60 %	VOID CONTENT:	<0.5-1.2%				
PLY THICKNESS:	0.0074-0.0082 in.						
TEST METHOD:	SACMA SRM 1-88		MODULUS CALCULATION:		Chord between 20 and 40% of typical ultimate load		
NORMALIZED BY:	Specimen thickness and batch fiber volume to 57% (0.0077 in. CPT)						
Temperature (°F)	160		250				
Moisture Content (%)	wet		wet				
Equilibrium at T, RH	(1)		(1)				
Source Code	12		12				
		Normalized	Measured	Normalized	Measured	Normalized	Measured
F ₂ ^{cu} (3) (ksi)	Mean	75	77	46	47		
	Minimum	63	66	38	39		
	Maximum	81	83	59	60		
	C.V.(%)	7.2	6.5	11	11		
	B-value Distribution	(2) ANOVA	(2) ANOVA	(2) ANOVA	(2) ANOVA		
C ₁ C ₂	C ₁	6.0	5.4	5.9	5.8		
	C ₂	5.0	4.7	5.1	5.0		
No. Specimens No. Batches Data Class	No. Specimens	15		15			
	No. Batches	3		3			
	Data Class	Interim		Interim			
E ₂ ^c (Msi)	Mean						
	Minimum						
	Maximum						
	C.V.(%)						
	No. Specimens						
No. Batches Data Class	No. Batches						
	Data Class						
v ₂₁ ^c	Mean						
	No. Specimens						
	No. Batches						
Data Class	Data Class						
ε ₂ ^{cu} (με)	Mean						
	Minimum						
	Maximum						
	C.V.(%)						
	B-value Distribution						
C ₁ C ₂	C ₁						
	C ₂						
No. Specimens No. Batches Data Class	No. Specimens						
	No. Batches						
	Data Class						

- (1) Immersed in water at 160°F for 14 days.
- (2) Basis values are presented only for A and B data classes.
- (3) Tab thickness of 0.112-0.120 inch is larger than 0.070 nominal thickness per method.

* DATA WERE SUBMITTED BEFORE THE ESTABLISHMENT OF DATA DOCUMENTATION REQUIREMENTS (JUNE 1989). ALL DOCUMENTATION PRESENTLY REQUIRED WAS NOT SUPPLIED FOR THIS MATERIAL.

MATERIAL:		T-300 3k/934 plain weave fabric			Table 4.2.6(i) C/Ep 194-PW T-300/934 SBS, 31-plane [0]₁₂ 75/A, -65/A, 250/A Screening
RESIN CONTENT:	33-35 wt%	COMP: DENSITY:	1.54-1.57 g/cm ³		
FIBER VOLUME:	58-60 %	VOID CONTENT:	<0.5-1.2%		
PLY THICKNESS:	0.0074-0.0082 in.				
TEST METHOD:	ASTM D-2344-68 (1)				
		MODULUS CALCULATION:	Chord between 20 and 40% of typical ultimate load		
NORMALIZED BY:	Not normalized				
Temperature (°F)	75	-65	250		
Moisture Content (%)	ambient	ambient	ambient		
Equilibrium at T, RH					
Source Code	12	12	12		
Mean	12.0	11.9	9.2		
Minimum	10.5	10.0	9.1		
Maximum	13.4	13.9	9.5		
C.V.(%)	6.89	8.38	2.1		
B-value	(2)	(2)	(2)		
Distribution	ANOVA	ANOVA	Normal		
F_{31}^{sbs}					
(ksi) C ₁	1.07	0.901	9.2		
C ₂	3.41	3.71	0.20		
No. Specimens	20	20	5		
No. Batches	4	4	1		
Data Class	Screening	Screening	Screening		

- (1) Length-to-thickness ratio is approximately 11.
- (2) Short beam strength test data are approved for Screening Data Class only.

4.2.7 Celion 12k/938 unidirectional tapeMaterial Description:

Material: Celion-12k/938

Form: Unidirectional tape, fiber areal weight of 145 g/m², typical cured resin content of 28-40%, typical cured ply thickness of 0.0040-0.0073 inches.

Processing: Autoclave cure; 355°F, 85-100 psi for 2 hours.

General Supplier Information:

Fiber: Celion fibers are continuous carbon filaments made from PAN precursor. Filament count is 12,000 filaments/tow. Typical tensile modulus is 34×10^6 psi. Typical tensile strength is 515,000 psi.

Matrix: 938 is an epoxy resin. 10 days out-time at 72°F.

Maximum Short Term Service Temperature: 350°F (dry), 200°F (wet)

Typical applications: Commercial and military structural applications.

4.2.7 Celion 12k/938 unidirectional tape*

MATERIAL:	Celion 12k/938 unidirectional tape			C/Ep 145-UT Celion 938 Summary
FORM:	Fiberite Hy-E 1638N unidirectional tape prepreg			
FIBER:	Celanese Celion 12k, EP06, no twist	MATRIX:	Fiberite 938	
T _g (dry):	T _g (wet):	T _g METHOD:		
PROCESSING: Autoclave cure: 355 ± 10°F, 120 - 130 min., 85 - 100 psig				

* DATA WERE SUBMITTED BEFORE THE ESTABLISHMENT OF DATA DOCUMENTATION REQUIREMENTS (JUNE 1989). ALL DOCUMENTATION PRESENTLY REQUIRED WERE NOT SUPPLIED FOR THIS MATERIAL.

Date of fiber manufacture	5/85	Date of testing	7/85
Date of resin manufacture		Date of data submittal	6/88
Date of form manufacture		Date of analysis	1/93
Date of composite manufacture			

LAMINA PROPERTY SUMMARY

	75°F/A		-67°F/A	250°F/A		180°F/W		
Tension, 1-axis	IIII		SSSS	IISI		IISI		
Tension, 2-axis	II-I		II-I	SS-S		II-I		
Tension, 3-axis								
Compression, 1-axis	II--		II--	II--		II--		
Compression, 2-axis	II--		II--	SI--		I---		
Compression, 3-axis								
Shear, 12-plane	I---		S---	S---		I---		
Shear, 23-plane								
Shear, 31-plane								
SB Strength, 31-plane	I---							

Classes of data in Strength/Modulus/Poisson's Ratio/Strain-to-Failure order: A = A75, a = A55, B = B30, b = B18, M = Mean, I = Interim, S = Screening, - = no data (See Table 1.4.2(c))

* DATA WERE SUBMITTED BEFORE THE ESTABLISHMENT OF DATA DOCUMENTATION REQUIREMENTS (JUNE 1989). ALL DOCUMENTATION PRESENTLY REQUIRED WERE NOT SUPPLIED FOR THIS MATERIAL.

		Nominal	As Submitted	Test Method
Fiber Density	(g/cm ³)	1.78		
Resin Density	(g/cm ³)	1.30		
Composite Density	(g/cm ³)		1.54 - 1.61	
Fiber Areal Weight	(g/m ²)	145	144 - 147	
Fiber Volume	(%)		52 - 65	
Ply Thickness	(in)		0.0040 - 0.0073	

LAMINATE PROPERTY SUMMARY

Classes of data in Strength/Modulus/Poisson's Ratio/Strain-to-Failure order: A = A75, a = A55, B = B30, b = B18, M = Mean, I = Interim, S = Screening, - = no data (See Table 1.4.2(c))

* DATA WERE SUBMITTED BEFORE THE ESTABLISHMENT OF DATA DOCUMENTATION REQUIREMENTS (JUNE 1989). ALL DOCUMENTATION PRESENTLY REQUIRED WAS NOT SUPPLIED FOR THIS MATERIAL.

MATERIAL:		Celion 12k/938 unidirectional tape				Table 4.2.7(a) C/Ep 145-UT Celion 12k/938 Tension, 1-axis [0]₇ 75/A, -67/A, 250/A Interim, Screening	
RESIN CONTENT:	28-36 wt%	COMP: DENSITY:	1.55-1.61 g/cm ³				
FIBER VOLUME:	56-65 %	VOID CONTENT:	<1.1%				
PLY THICKNESS:	0.0040-0.0063 in.						
TEST METHOD:	ASTM D 3039-76						
		MODULUS CALCULATION:		Secant at 25% of typical ultimate load			
NORMALIZED BY:		Fiber volume to 60% (0.0053 in. CPT)					
Temperature (°F)	75 ambient		-67 ambient		250 ambient		
Moisture Content (%)	12		12		12		
Equilibrium at T, RH							
Source Code							
	Normalized	Measured	Normalized	Measured	Normalized	Measured	
F ₁ ^{tu} (ksi)	Mean	273	271	262	278	309	319
	Minimum	223	207	235	254	295	306
	Maximum	324	319	290	303	328	337
	C.V.(%)	7.56	9.76	7.67	6.25	3.00	2.82
	B-value Distribution	(1) ANOVA	(1) ANOVA	(1) ANOVA	(1) ANOVA	(1) Weibull	(1) Weibull
C ₁	21.0	29.3	25.1	20.9	314	323	
	2.42	4.36	18.0	16.2	34.5	36.1	
C ₂							
	No. Specimens	102	10	15			
	No. Batches	3	2	3			
Data Class	Interim		Screening		Interim		
E ₁ ^t (Msi)	Mean	19.7	19.5	19.0	20.2	20.1	20.7
	Minimum	16.9	16.5	17.3	18.1	16.9	17.9
	Maximum	23.1	21.8	20.3	22.0	23.4	23.4
	C.V.(%)	5.22	5.59	4.94	5.94	9.12	7.49
	No. Specimens	102	10	15			
No. Batches	3	2	3				
Data Class	Interim		Screening		Interim		
ν ₁₂ ^t (2)	Mean	0.317		0.279		0.280	
	No. Specimens	102	10	10			
	No. Batches	3	2	2			
	Data Class	Interim		Screening		Interim	
ε ₁ ^{tu} (με)	Mean	13100		12800		14800	
	Minimum	10600		11500		12900	
	Maximum	14800		14000		16100	
	C.V.(%)	6.95		6.72		5.81	
	B-value Distribution	(1) ANOVA		(1) ANOVA		(1) Weibull	
C ₁	946	1060	15100				
	3.14	17.2	21.4				
C ₂							
	No. Specimens	102	10	15			
	No. Batches	3	2	3			
Data Class	Interim		Screening		Interim		

(1) Basis values are presented only for A and B data classes.

(2) Poisson's ratio measured at 25% of typical ultimate load.

* DATA WERE SUBMITTED BEFORE THE ESTABLISHMENT OF DATA DOCUMENTATION REQUIREMENTS (JUNE 1989). ALL DOCUMENTATION PRESENTLY REQUIRED WAS NOT SUPPLIED FOR THIS MATERIAL.

MATERIAL: Celion 12k/938 unidirectional tape				Table 4.2.7(b) C/Ep 145-UT Celion 938 Tension, 1-axis [0]₇ 180/W Interim, Screening		
RESIN CONTENT: 28-36 wt%	COMP: DENSITY: 1.55-1.59 g/cm ³					
FIBER VOLUME: 56-64 %	VOID CONTENT: <1.4%					
PLY THICKNESS: 0.0044-0.0063 in.						
TEST METHOD: ASTM D 3039-76	MODULUS CALCULATION: Secant at 25% of typical ultimate load					
NORMALIZED BY: Fiber volume to 60% (0.0053 in. CPT)						
Temperature (°F)	180					
Moisture Content (%)	1.1					
Equilibrium at T, RH	(1)					
Source Code	12					
	Normalized	Measured	Normalized	Measured	Normalized	Measured
F ₁ ^{tu} (ksi)	Mean	277	282			
	Minimum	236	219			
	Maximum	307	328			
	C.V.(%)	8.89	14.3			
	B-value	(3)	(3)			
	Distribution	ANOVA	ANOVA			
	C ₁	27.7	46.7			
C ₂	5.36	5.89				
No. Specimens	15					
No. Batches	3					
Data Class	Interim					
E ₁ ^t (Msi)	Mean	18.9	19.2			
	Minimum	17.7	16.4			
	Maximum	20.5	21.9			
	C.V.(%)	4.81	9.74			
	No. Specimens	15				
No. Batches	3					
Data Class	Interim					
ν ₁₂ ^t (2)	Mean		0.345			
	No. Specimens	14				
	No. Batches	3				
Data Class	Screening					
ε ₁ ^{tu} (με)	Mean	14000				
	Minimum	11800				
	Maximum	15700				
	C.V.(%)	8.13				
	B-value	(3)				
	Distribution	ANOVA				
	C ₁	1180				
C ₂	3.36					
No. Specimens	15					
No. Batches	3					
Data Class	Interim					

- (1) Conditioned at 160°F, 88% RH until weight gain was between 1.0 and 1.2%.
- (2) Poisson's ratio measured at 25% of typical ultimate load.
- (3) Basis values are presented only for A and B data classes.

MIL-HDBK-17-2F

Volume 2, Chapter 4 Carbon Fiber Composites

* DATA WERE SUBMITTED BEFORE THE ESTABLISHMENT OF DATA DOCUMENTATION REQUIREMENTS (JUNE 1989). ALL DOCUMENTATION PRESENTLY REQUIRED WAS NOT SUPPLIED FOR THIS MATERIAL.

MATERIAL:		Celion 12k/938 unidirectional tape				Table 4.2.7(c) C/Ep 145-UT Celion 938 Tension, 2-axis [90]₂₀ 75/A, -67/A, 250/A, 180/W Interim, Screening
RESIN CONTENT:	32-37 wt%	COMP: DENSITY:	1.55-1.58 g/cm ³			
FIBER VOLUME:	55-60 %	VOID CONTENT:	<1.3%			
PLY THICKNESS:	0.0053-0.0064 in.					
TEST METHOD:	ASTM D 3039-76		MODULUS CALCULATION:			
			Secant at 25% of typical ultimate load			
NORMALIZED BY:	Not normalized					
Temperature (°F)	75	-67	250	180		
Moisture Content (%)	ambient	ambient	ambient	1.1		
Equilibrium at T, RH				(1)		
Source Code	12	12	12	12		
Mean	9.6	9.5	8.8	5.8		
Minimum	7.5	8.5	7.1	5.0		
Maximum	13.9	10.4	10.7	6.6		
C.V.(%)	13	6.6	11	8.4		
F_2^{tu}	(2)	(2)	(2)	(2)		
Distribution	ANOVA	Weibull	Weibull	ANOVA		
C ₁	1.3	9.8	9.2	0.54		
C ₂	2.7	18	10	5.1		
No. Specimens	101	15	10	15		
No. Batches	3	3	2	3		
Data Class	Interim	Interim	Screening	Interim		
Mean	1.35	1.35	1.22	1.19		
Minimum	1.14	1.25	0.94	1.03		
Maximum	1.82	1.51	1.52	1.36		
C.V.(%)	9.29	4.96	12.5	8.65		
E_2^t						
(Msi) No. Specimens	101	15	10	15		
No. Batches	3	3	2	3		
Data Class	Interim	Interim	Screening	Interim		
Mean						
No. Specimens						
No. Batches						
Data Class						
ν_{21}^t						
Mean	7200	6700	7600	4900		
Minimum	1300	5500	6900	4200		
Maximum	9500	7900	9300	5800		
C.V.(%)	15	9.2	9.5	8.6		
ϵ_2^{tu}	(2)	(2)	(2)	(2)		
Distribution	Nonpara.	Weibull	Normal	Weibull		
C ₁	5	7000	7600	5100		
C ₂		12	720	12		
No. Specimens	97	15	10	15		
No. Batches	3	3	2	3		
Data Class	Interim	Interim	Screening	Interim		

(1) Conditioned at 160°F, 88% RH until weight gain was between 1.0 and 1.2%.

(2) Basis values are presented only for A and B data classes.

* DATA WERE SUBMITTED BEFORE THE ESTABLISHMENT OF DATA DOCUMENTATION REQUIREMENTS (JUNE 1989). ALL DOCUMENTATION PRESENTLY REQUIRED WAS NOT SUPPLIED FOR THIS MATERIAL.

MATERIAL: Celion 12k/938 unidirectional tape		Table 4.2.7(d) C/Ep 145-UT Celion 938 Compression, 1-axis [0]₇ 75/A, -67/A, 250/A Interim					
RESIN CONTENT: 26-35 wt%	COMP: DENSITY: 1.56-1.61 g/cm ³						
FIBER VOLUME: 57-67 %	VOID CONTENT: <1.5%						
PLY THICKNESS: 0.0046-0.0073 in.							
TEST METHOD: SACMA SRM 1-88	MODULUS CALCULATION: Chord modulus between 20% and 40% of typical ultimate load						
NORMALIZED BY: Fiber volume to 60% (0.0053 in. CPT)							
Temperature (°F)	75 ambient	-67 ambient		250 ambient			
Moisture Content (%)							
Equilibrium at T, RH							
Source Code	12	12		12			
	Normalized	Measured	Normalized	Measured	Normalized	Measured	
F_1^{cu} (ksi)	Mean	201	198	240	240	195	201
	Minimum	166	172	204	216	180	179
	Maximum	255	246	286	276	214	229
	C.V.(%)	9.88	8.99	11.3	8.25	5.48	7.26
	B-value Distribution	(1) ANOVA	(1) ANOVA	(1) ANOVA	(1) ANOVA	(1) ANOVA	(1) ANOVA
C_1		21.4	18.7	31.1	21.9	11.9	16.7
	C_2	3.93	3.35	5.59	4.97	5.07	5.59
No. Specimens	102		15		15		
No. Batches	3		3		3		
Data Class	Interim		Interim		Interim		
E_1^c (Msi)	Mean	17.2	18.2	18.8	19.1	18.1	18.1
	Minimum	14.7	15.0	16.6	16.6	17.1	16.3
	Maximum	21.0	21.5	21.7	22.5	19.1	20.3
	C.V.(%)	6.87	7.64	7.14	9.74	3.73	7.07
No. Specimens	97		15		15		
No. Batches	3		3		3		
Data Class	Interim		Interim		Interim		
v_{12}^c	Mean						
	No. Specimens						
	No. Batches						
Data Class							
ϵ_1^{cu} ($\mu\epsilon$)	Mean						
	Minimum						
	Maximum						
	C.V.(%)						
	B-value Distribution						
C_1							
	C_2						
No. Specimens							
No. Batches							
Data Class							

(1) Basis values are presented only for A and B data classes.

Volume 2, Chapter 4 Carbon Fiber Composites

* DATA WERE SUBMITTED BEFORE THE ESTABLISHMENT OF DATA DOCUMENTATION REQUIREMENTS (JUNE 1989). ALL DOCUMENTATION PRESENTLY REQUIRED WAS NOT SUPPLIED FOR THIS MATERIAL.

MATERIAL: Celion 12k/938 unidirectional tape		Table 4.2.7(e) C/Ep 145-UT Celion 938 Compression, 1-axis [0]₇ 180/W Interim				
RESIN CONTENT: 28-34 wt%	COMP: DENSITY: 1.58-1.60 g/cm ³					
FIBER VOLUME: 58-65 %	VOID CONTENT: <1.0%					
PLY THICKNESS: 0.0044-0.0073 in.						
TEST METHOD: SACMA SRM 1-88	MODULUS CALCULATION: Chord modulus between 20% and 40% of typical ultimate load					
NORMALIZED BY: Fiber volume to 60% (0.0053 in. CPT)						
Temperature (°F)	180					
Moisture Content (%)	1.1					
Equilibrium at T, RH	(1)					
Source Code	12					
	Normalized	Measured	Normalized	Measured	Normalized	Measured
F ₁ ^{cu} (ksi)	Mean	185	188			
	Minimum	157	160			
	Maximum	206	217			
	C.V.(%)	7.40	7.55			
	B-value Distribution	(2) Weibull	(2) Weibull			
C ₁		191	194			
	C ₂	16.3	14.4			
No. Specimens	15					
No. Batches	3					
Data Class	Interim					
E ₁ ^c (Msi)	Mean	18.2	19.2			
	Minimum	15.7	15.8			
	Maximum	22.3	23.7			
	C.V.(%)	8.88	10.5			
No. Specimens	15					
	No. Batches	3				
Data Class	Interim					
ν ₁₂ ^c	Mean					
	No. Specimens					
	No. Batches					
Data Class						
ε ₁ ^{cu} (με)	Mean					
	Minimum					
	Maximum					
	C.V.(%)					
B-value Distribution						
	C ₁					
C ₂						
No. Specimens						
No. Batches						
Data Class						

- (1) Conditioned at 160°F, 88% RH until weight gain was between 1.0 and 1.2%.
- (2) Basis values are presented only for A and B data classes.

Volume 2, Chapter 4 Carbon Fiber Composites

* DATA WERE SUBMITTED BEFORE THE ESTABLISHMENT OF DATA DOCUMENTATION REQUIREMENTS (JUNE 1989). ALL DOCUMENTATION PRESENTLY REQUIRED WAS NOT SUPPLIED FOR THIS MATERIAL.

MATERIAL: Celion 12k/938 unidirectional tape						Table 4.2.7(f) C/Ep 145-UT Celion 938 Shear, 12-plane $[\pm 45]_{2s}$ 75/A, -65/A, 250/A, 180/W Interim, Screening
RESIN CONTENT: 28-34 wt%	COMP: DENSITY: 1.57-1.61 g/cm ³					
FIBER VOLUME: 58-65 %	VOID CONTENT: <1.4%					
PLY THICKNESS: 0.0044-0.0064 in.						
TEST METHOD: ASTM D 3518-76	MODULUS CALCULATION:					
NORMALIZED BY: Not normalized						
Temperature (°F)	75 ambient	-67 ambient	250 ambient	180		
Moisture Content (%)				1.1		
Equilibrium at T, RH				(1)		
Source Code	12	12	12	12		
Mean	14	16	14	14		
Minimum	11	14	13	13		
Maximum	16	18	15	14		
C.V.(%)	7.3	10.	6.1	3.6		
F_{12}^{su} (ksi)						
B-value	(2)	(2)	(2)	(2)		
Distribution	ANOVA	ANOVA	Weibull	ANOVA		
C ₁	1.1	1.8	14	0.53		
C ₂	4.4	5.8	19	4.6		
No. Specimens	102	14	14	15		
No. Batches	3	3	3	3		
Data Class	Interim	Screening	Screening	Interim		
G_{12}^s (Msi)						
Mean						
Minimum						
Maximum						
C.V.(%)						
No. Specimens						
No. Batches						
Data Class						
γ_{12}^{su} (µε)						
Mean						
Minimum						
Maximum						
C.V.(%)						
B-value						
Distribution						
C ₁						
C ₂						
No. Specimens						
No. Batches						
Data Class						

(1) Conditioned at 160°F, 88% RH until weight gain was between 1.0 and 1.2%.

(2) Basis values are presented only for A and B data classes.

* DATA WERE SUBMITTED BEFORE THE ESTABLISHMENT OF DATA DOCUMENTATION REQUIREMENTS (JUNE 1989). ALL DOCUMENTATION PRESENTLY REQUIRED WAS NOT SUPPLIED FOR THIS MATERIAL.

MATERIAL: Celion 12k/938 unidirectional tape		Table 4.2.7(g) C/Ep 145-UT Celion 938 SBS, 31-plane [0]₁₄ 75/A Screening			
RESIN CONTENT: 31-40 wt%	COMP: DENSITY: 1.54-1.59 g/cm ³				
FIBER VOLUME: 52-62 %	VOID CONTENT: <1.0%				
PLY THICKNESS: 0.0051-0.0064 in.					
TEST METHOD: ASTM D 2344-67	MODULUS CALCULATION:				
NORMALIZED BY: Not normalized					
Temperature (°F)	75				
Moisture Content (%)	ambient				
Equilibrium at T, RH					
Source Code	12				
Mean	18.3				
Minimum	16.6				
Maximum	19.7				
C.V.(%)	3.29				
B-value	(1)				
F_{31}^{sbs} Distribution	ANOVA				
(ksi) C ₁	0.619				
C ₂	2.76				
No. Specimens	102				
No. Batches	3				
Data Class	Screening				

(1) Short beam strength test data are approved for Screening Data Class only.

4.2.8 AS4 12k/3502 unidirectional tapeMaterial Description:

Material: AS4-12k/3502

Form: Unidirectional tape, fiber areal weight of 150 g/m², typical cured resin content of 32-45%, typical cured ply thickness of 0.0052 inches.

Processing: Autoclave cure; 275° F, 85 psi for 45 minutes; 350°F, 85 psi, hold for 2 hours. Post cure at 400°F to develop optimum 350°F properties.

General Supplier Information:

Fiber: AS4 fibers are continuous high strength, high strain, standard, modulus carbon filaments made from PAN precursor. The fibers are surface treated to improve handling characteristics and structural properties, offering good drape. Filament count is 12,000 filaments/tow. Typical tensile modulus is 34 x 10⁶psi. Typical tensile strength is 550,000 psi.

Matrix: 3502 is an epoxy resin. Good tack; up to 10 days out-time at ambient temperature.

Maximum Short Term Service Temperature: 350°F (dry), 180°F (wet)

Typical applications: Primary and secondary structural applications on commercial and military aircraft.

Data Analysis Summary

1. Where noted, only normalized data were made available for analysis.

4.2.8 AS4 12k/3502 unidirectional tape*

MATERIAL:	AS4 12k/3502 unidirectional tape			C/Ep 147-UT AS4/3502 Summary
FORM:	Hercules AS4/3502 unidirectional tape prepreg			
FIBER:	Hercules AS4 12k, surface-treated, no twist	MATRIX:	Hercules 3502	
T _g (dry):	407°F	T _g (wet):	T _g METHOD: TMA	
PROCESSING:	Autoclave cure: 280 ± 5°F, 90 min, 85+15-0 psi; 350°F, 120 min.			

* Additional data set found on p. 73.

Date of fiber manufacture	4/83 - 6/83	Date of testing	11/83 - 7/84
Date of resin manufacture	6/83	Date of data submittal	12/93, 5/94
Date of form manufacture	6/83 - 7/83	Date of analysis	8/94
Date of composite manufacture	8/83 - 5/84		

LAMINA PROPERTY SUMMARY

	75°F/A		-65°F/A		180°F/W	250°F/W		
Tension, 1-axis	BM--		BM--		BM--	BM--		
Tension, 2-axis	BM--		BM--		BM--	BM--		
Tension, 3-axis								
Compression, 1-axis	BM--		II--		BM--	BM--		
Compression, 2-axis	BM--		II--		BM--	BM--		
Compression, 3-axis								
Shear, 12-plane	BM--		bM--		BM--	II--		
Shear, 23-plane								
Shear, 31-plane								

Classes of data in Strength/Modulus/Poisson's Ratio/Strain-to-Failure order: A = A75, a = A55, B = B30, b = B18, M = Mean, I = Interim, S = Screening, - = no data (See Table 1.4.2(c))

		Nominal	As Submitted	Test Method
Fiber Density	(g/cm ³)	1.79	1.77 - 1.80	
Resin Density	(g/cm ³)	1.26	1.24 - 1.29	
Composite Density	(g/cm ³)	1.57	1.56 - 1.59	
Fiber Areal Weight	(g/m ²)	147	146 - 150	
Fiber Volume	(%)	58	55 - 60	
Ply Thickness	(in)	0.0055	0.0049 - 0.0061	

LAMINATE PROPERTY SUMMARY

Classes of data in Strength/Modulus/Poisson's Ratio/Strain-to-Failure order: A = A75, a = A55, B = B30, b = B18, M = Mean, I = Interim, S = Screening, - = no data (See Table 1.4.2(c))

MATERIAL: AS4 12k/3502 unidirectional tape		Table 4.2.8(a) C/Ep 147-UT AS4/3502 Tension, 1-axis [0]_s 75/A, -65/A, 180/W B30, Mean					
RESIN CONTENT: 30-33 wt%	COMP: DENSITY: 1.56-1.59 g/cm ³						
FIBER VOLUME: 59-61 %	VOID CONTENT: 0.0-1.0%						
PLY THICKNESS: 0.0049-0.0061 in.							
TEST METHOD: ASTM D 3039-76	MODULUS CALCULATION: Linear portion of curve						
NORMALIZED BY: Specimen thickness and batch fiber volume to 60% (0.0055 in. CPT)							
Temperature (°F)	75 ambient		-65 ambient		180		
Moisture Content (%)					1.1 - 1.3		
Equilibrium at T, RH					(1)		
Source Code	49		49		49		
	Normalized	Measured	Normalized	Measured	Normalized	Measured	
F ₁ ^{tu} (ksi)	Mean	258		231		261	
	Minimum	191		162		140	
	Maximum	317		285		317	
	C.V.(%)	9.83		13.4		14.8	
	B-value Distribution	205 Weibull	(2)	173 Weibull	(2)	200 Weibull	(2)
	C ₁	269		244		276	
	C ₂	11.2		8.82		9.39	
No. Specimens	36		38		40		
No. Batches	5		5		5		
Data Class	B30		B30		B30		
E ₁ ^t (Msi)	Mean	19.3		19.2		19.7	
	Minimum	15.6		16.8		15.1	
	Maximum	21.0	(2)	23.2	(2)	23.3	(2)
	C.V.(%)	5.74		6.31		6.87	
	No. Specimens	36		38		40	
No. Batches	5		5		5		
Data Class	Mean		Mean		Mean		
ν ₁₂ ^t	Mean						
	No. Specimens						
	No. Batches						
ε ₁ ^{tu} (με)	Mean						
	Minimum						
	Maximum						
	C.V.(%)						
	B-value Distribution						
C ₁							
C ₂							
No. Specimens							
No. Batches							
Data Class							

(1) Conditioned at 160°F, 95-100% relative humidity until the moisture content was between 1.1 and 1.3%.
 (2) Only normalized data were made available for analysis.

MATERIAL: AS4 12k/3502 unidirectional tape		Table 4.2.8(b) C/Ep 147-UT AS4/3502 Tension, 1-axis [0]_s 250/W B30, Mean				
RESIN CONTENT: 30-33 wt%	COMP: DENSITY: 1.56-1.59 g/cm ³					
FIBER VOLUME: 59-61 %	VOID CONTENT: 0.0-1.0%					
PLY THICKNESS: 0.0055-0.0059 in.						
TEST METHOD: ASTM D 3039-76	MODULUS CALCULATION: Linear portion of curve					
NORMALIZED BY: Specimen thickness and batch fiber volume to 60% (0.0055 in. CPT)						
Temperature (°F)	250					
Moisture Content (%)	1.1 - 1.3					
Equilibrium at T, RH	(1)					
Source Code	49					
	Normalized	Measured	Normalized	Measured	Normalized	Measured
F ₁ ^{tu} (ksi)	Mean	256				
	Minimum	200				
	Maximum	301				
	C.V.(%)	9.39				
	B-value Distribution	191 ANOVA	(2)			
	C ₁ C ₂	25.0 2.61				
No. Specimens	30					
No. Batches	5					
Data Class	B30					
E ₁ ^t (Msi)	Mean	20.1				
	Minimum	17.8				
	Maximum	23.9	(2)			
	C.V.(%)	7.32				
	No. Specimens	30				
No. Batches	5					
Data Class	Mean					
ν ₁₂ ^t	Mean					
	No. Specimens					
	No. Batches					
Data Class						
ε ₁ ^{tu} (με)	Mean					
	Minimum					
	Maximum					
	C.V.(%)					
	B-value Distribution					
	C ₁ C ₂					
No. Specimens						
No. Batches						
Data Class						

(1) Conditioned at 160°F, 95-100% relative humidity until the moisture content was between 1.1 and 1.3%.

(2) Only normalized data were made available for analysis.

MATERIAL:		AS4 12k/3502 unidirectional tape				Table 4.2.8(c) C/Ep 147-UT AS4/3502 Tension, 2-axis [90]₂₄ 75/A, -65/A, 180/W, 250/W B30, Mean
RESIN CONTENT:	31-33 wt%	COMP: DENSITY:	1.56-1.59 g/cm ³			
FIBER VOLUME:	59-60 %	VOID CONTENT:	0.0-1.0%			
PLY THICKNESS:	0.0052-0.0059 in.					
TEST METHOD:	ASTM D 3039-76		MODULUS CALCULATION: Linear portion of curve			
NORMALIZED BY:	Not normalized					
Temperature (°F)	75	-65	180	250		
Moisture Content (%)	ambient	ambient	1.1 - 1.3	1.1 - 1.3		
Equilibrium at T, RH			(1)	(1)		
Source Code	49	49	49	49		
F ₂ ^t (ksi)	Mean	7.76	6.65	4.39	2.68	
	Minimum	6.26	2.48	3.52	2.13	
	Maximum	10.2	8.93	5.20	3.40	
	C.V.(%)	10.7	18.0	8.44	12.3	
	B-value	6.28	4.57	3.46	1.65	
	Distribution	Normal	Weibull	ANOVA	ANOVA	
	C ₁	7.76	7.09	0.380	0.348	
	C ₂	0.832	7.20	2.43	2.94	
	No. Specimens	30	30	30	30	
	No. Batches	5	5	5	5	
Data Class	B30	B30	B30	B30		
E ₂ ^t (Msi)	Mean	1.35	1.44	1.21	0.958	
	Minimum	1.28	1.32	1.14	0.912	
	Maximum	1.49	1.58	1.35	1.06	
	C.V.(%)	4.26	4.16	4.02	3.61	
	No. Specimens	30	30	30	30	
No. Batches	5	5	5	5		
Data Class	Mean	Mean	Mean	Mean		
ν ₂₁ ^t	Mean					
	No. Specimens					
	No. Batches					
ε ₂ ^t (με)	Mean					
	Minimum					
	Maximum					
	C.V.(%)					
	B-value					
	Distribution					
	C ₁					
	C ₂					
	No. Specimens					
	No. Batches					
Data Class						

(1) Conditioned at 160°F, 95-100% relative humidity until the moisture content was between 1.1 and 1.3%.

MATERIAL:		AS4 12k/3502 unidirectional tape				Table 4.2.8(d) C/Ep 147-UT AS4/3502 Compression, 1-axis [0]₁₉ 75/A, -65/A, 180/W B30, Mean, Interim	
RESIN CONTENT:	33-37 wt%	COMP: DENSITY:	1.56-1.57 g/cm ³				
FIBER VOLUME:	55-59 %	VOID CONTENT:	0.0%				
PLY THICKNESS:	0.0054-0.0060 in.						
TEST METHOD:	ASTM D 3410A-75						
		MODULUS CALCULATION:		Linear portion of curve			
NORMALIZED BY:		Specimen thickness and batch fiber volume to 60% (0.0055 in. CPT)					
Temperature (°F)	75		-65		180		
Moisture Content (%)	ambient		ambient		1.1 - 1.3		
Equilibrium at T, RH					(1)		
Source Code	49		49		49		
		Normalized	Measured	Normalized	Measured	Normalized	Measured
F ₁ ^{cu} (ksi)	Mean	204		233		176	
	Minimum	168		207		146	
	Maximum	226		252		200	
	C.V.(%)	6.45		5.63		6.31	
	B-value	171		(2)		145	
	Distribution	ANOVA	(3)	Weibull	(3)	ANOVA	(3)
C ₁	13.5		238		11.5		
C ₂	2.44		23.0		2.65		
No. Specimens	30		15		30		
No. Batches	5		5		5		
Data Class	B30		Interim		B30		
E ₁ ^c (Msi)	Mean	18.0		18.8		18.6	
	Minimum	16.9		17.1		17.5	
	Maximum	19.4	(3)	20.5	(3)	20.0	(3)
	C.V.(%)	3.19		5.43		3.36	
	No. Specimens	30		16		30	
No. Batches	5		5		5		
Data Class	Mean		Interim		Mean		
ν ₁₂ ^c	Mean						
	No. Specimens						
	No. Batches						
Data Class							
ε ₁ ^{cu} (με)	Mean						
	Minimum						
	Maximum						
	C.V.(%)						
	B-value						
	Distribution						
C ₁							
C ₂							
No. Specimens							
No. Batches							
Data Class							

- (1) Conditioned at 160°F, 95-100% relative humidity until the moisture content was between 1.1 and 1.3%.
- (2) Basis values are presented only for A and B data classes.
- (3) Only normalized data were made available for analysis.

MATERIAL: AS4 12k/3502 unidirectional tape RESIN CONTENT: 33-37 wt% COMP: DENSITY: 1.56-1.57 g/cm ³ FIBER VOLUME: 55-59 % VOID CONTENT: 0.0% PLY THICKNESS: 0.0054-0.0060 in. TEST METHOD: ASTM D 3410A-75 MODULUS CALCULATION: Linear portion of curve NORMALIZED BY: Specimen thickness and batch fiber volume to 60% (0.0055 in. CPT)		Table 4.2.8(e) C/Ep 147-UT AS4/3502 Compression, 1-axis [0]₁₉ 250/W B30, Mean			
Temperature (°F)	250				
Moisture Content (%)	1.1 - 1.3				
Equilibrium at T, RH	(1)				
Source Code	49				
	Normalized	Measured	Normalized	Measured	Normalized
F_1^{cu} (ksi)	Mean	147			
	Minimum	118			
	Maximum	170			
	C.V.(%)	9.42			
	B-value Distribution	119 Weibull	(2)		
	C ₁ C ₂	153 12.5			
No. Specimens	30				
No. Batches	5				
Data Class	B30				
E_1^c (Msi)	Mean	18.7			
	Minimum	17.3			
	Maximum	20.6	(2)		
	C.V.(%)	3.99			
No. Specimens	30				
No. Batches	5				
Data Class	Mean				
ν_{12}^c	Mean				
	No. Specimens				
	No. Batches				
Data Class					
ϵ_1^{cu} (µε)	Mean				
	Minimum				
	Maximum				
	C.V.(%)				
	B-value Distribution				
	C ₁ C ₂				
No. Specimens					
No. Batches					
Data Class					

- (1) Conditioned at 160°F, 95-100% relative humidity until the moisture content was between 1.1 and 1.3%.
 (2) Only normalized data were made available for analysis.

MATERIAL:		AS4 12k/3502 unidirectional tape				Table 4.2.8(f) C/Ep 147-UT AS4/3502 Compression, 2-axis [90]₂₄ 75/A, -65/A, 180/W, 250/W B30, Mean, Interim
RESIN CONTENT:	31-33 wt%	COMP: DENSITY:	1.56-1.59 g/cm ³			
FIBER VOLUME:	59-60 %	VOID CONTENT:	0.0-1.0%			
PLY THICKNESS:	0.0054-0.0058 in.					
TEST METHOD:		MODULUS CALCULATION:				
ASTM D 695M (1) (4)		Linear portion of curve				
NORMALIZED BY:		Not normalized				
Temperature (°F)	75	-65	180	250		
Moisture Content (%)	ambient	ambient	1.1 - 1.3	1.1 - 1.3		
Equilibrium at T, RH			(2)	(2)		
Source Code	49	49	49	49		
F_2^{cu} (ksi)	Mean	34.6	49.8	24.7	18.4	
	Minimum	27.5	42.5	23.0	17.0	
	Maximum	40.4	57.2	26.7	19.9	
	C.V.(%)	9.53	10.4	3.23	4.99	
	B-value	26.6	(3)	22.3	15.3	
	Distribution	ANOVA	Weibull	ANOVA	ANOVA	
	C ₁	3.37	52.1	0.836	0.990	
	C ₂	2.38	11.3	2.80	3.18	
	No. Specimens	30	15	30	30	
	No. Batches	5	5	5	5	
Data Class	B30	Interim	B30	B30		
E_2^c (Msi)	Mean	1.41	1.68	1.24	1.09	
	Minimum	1.29	1.57	1.14	0.973	
	Maximum	1.60	1.95	1.41	1.41	
	C.V.(%)	4.86	6.07	4.90	9.44	
	No. Specimens	30	15	30	30	
No. Batches	5	5	5	5		
Data Class	Mean	Interim	Mean	Mean		
ν_{21}^c	Mean					
	No. Specimens					
	No. Batches					
	Data Class					
ϵ_2^{cu} (µε)	Mean					
	Minimum					
	Maximum					
	C.V.(%)					
	B-value					
	Distribution					
	C ₁					
	C ₂					
	No. Specimens					
	No. Batches					
Data Class						

- (1) Tabbed specimen - length 3.12 inch, width 0.50 inch, gage length 0.50 inch.
- (2) Conditioned at 160°F, 95-100% relative humidity until the moisture content was between 1.1 and 1.3%.
- (3) Basis values are presented only for A and B data classes.
- (4) The test method, ASTM D 695M-96, was withdrawn on July 10, 1996.

MATERIAL:		AS4 12k/3502 unidirectional tape				Table 4.2.8(g) C/Ep 147-UT AS4/3502 Shear, 12-plane [±45]_{4S} 75/A, -65/A, 180/W, 250/W B30, B18, Mean
RESIN CONTENT:	31-33 wt%	COMP: DENSITY:	1.56-1.59 g/cm ³			
FIBER VOLUME:	59-60 %	VOID CONTENT:	0.0-1.0%			
PLY THICKNESS:	0.0053-0.0059 in.					
TEST METHOD:	ASTM D 3518-76		MODULUS CALCULATION: Linear portion of curve			
NORMALIZED BY:	Not normalized					
Temperature (°F)	75	-65	180	250		
Moisture Content (%)	ambient	ambient	1.1 - 1.3	1.1 - 1.3		
Equilibrium at T, RH			(1)	(1)		
Source Code	49	49	49	49		
F ₁₂ ^{su} (ksi)	Mean	14.8	15.3	13.5	11.5	
	Minimum	13.7	13.3	12.5	10.5	
	Maximum	15.8	16.2	14.1	12.4	
	C.V.(%)	3.18	4.58	3.39	4.27	
	B-value	13.4	13.9	11.8	10.3	
	Distribution	ANOVA	ANOVA	ANOVA	ANOVA	
	C ₁	0.503	0.706	0.502	0.503	
	C ₂	2.91	2.04	3.24	2.32	
	No. Specimens	36	23	37	42	
	No. Batches	5	5	5	5	
Data Class	B30	B18	B30	B30		
G ₁₂ ^s (Msi)	Mean	0.543	0.769	0.217	0.141	
	Minimum	0.496	0.738	0.169	0.103	
	Maximum	0.593	0.863	0.260	0.205	
	C.V.(%)	5.16	3.69	9.25	17.9	
	No. Specimens	33	23	33	41	
	No. Batches	5	5	5	5	
Data Class	Mean	Mean	Mean	Mean		
γ ₁₂ ^{su} (με)	Mean					
	Minimum					
	Maximum					
	C.V.(%)					
	B-value					
	Distribution					
C ₁						
C ₂						
No. Specimens						
No. Batches						
Data Class						

(1) Conditioned at 160°F, 95-100% relative humidity until the moisture content was between 1.1 and 1.3%.

MATERIAL:	AS4 12k/3502 unidirectional tape*			C/Ep 147-UT AS4/3502 Summary
FORM:	Hercules AS4/3502 unidirectional tape prepreg			
FIBER:	Hercules AS4 12k, surface-treated	MATRIX:	Hercules 3502	
T _g (dry):	460°F	T _g (wet):	T _g METHOD: TMA	
PROCESSING:	Autoclave cure: 275°F, 45 min.; 350°F, 2 hours, 85 psig; Postcure: 400°F, 4 hours			

* ALL DOCUMENTATION PRESENTLY REQUIRED WERE NOT SUPPLIED FOR THIS MATERIAL. REFER TO PAGE 4-64 TO VIEW ADDITIONAL DATA SETS ON THIS MATERIAL SYSTEM.

Date of fiber manufacture	12/80 - 2/82	Date of testing	
Date of resin manufacture		Date of data submittal	6/90
Date of form manufacture	12/80 - 2/82	Date of analysis	1/93
Date of composite manufacture			

LAMINA PROPERTY SUMMARY

	75°F/A		-65°F/A	265°F/A		75°F/W	265°F/W	
Tension, 1-axis	IIII			IIII			IIII	
Tension, 2-axis	II-I					II-I	II-I	
Tension, 3-axis								
Compression, 1-axis			II-I	II-I			II-I	
Compression, 2-axis								
Compression, 3-axis								
Shear, 12-plane								
Shear, 23-plane								
Shear, 31-plane								

Classes of data in Strength/Modulus/Poisson's Ratio/Strain-to-Failure order: A = A75, a = A55, B = B30, b = B18, M = Mean, I = Interim, S = Screening, - = no data (See Table 1.4.2(c))

* ALL DOCUMENTATION PRESENTLY REQUIRED WERE NOT SUPPLIED FOR THIS MATERIAL.

		Nominal	As Submitted	Test Method
Fiber Density	(g/cm ³)	1.79	1.78 - 1.81	
Resin Density	(g/cm ³)	1.26		
Composite Density	(g/cm ³)	1.58		
Fiber Areal Weight	(g/m ²)			
Fiber Volume	(%)	60	63 - 68	
Ply Thickness	(in)		0.0047 - 0.0062	

LAMINATE PROPERTY SUMMARY

Classes of data in Strength/Modulus/Poisson's Ratio/Strain-to-Failure order: A = A75, a = A55, B = B30, b = B18, M = Mean, I = Interim, S = Screening, - = no data (See Table 1.4.2(c))

* ALL DOCUMENTATION PRESENTLY REQUIRED WERE NOT SUPPLIED FOR THIS MATERIAL.

MATERIAL: AS4 12k/3502 unidirectional tape		Table 4.2.8(h) C/Ep 147-UT AS4/3502 Tension, 1-axis [0]₆ 75/A, 265/A, 265/W Interim					
RESIN CONTENT: 25-29 wt%	COMP: DENSITY: 1.59-1.62 g/cm ³						
FIBER VOLUME: 63-68 %	VOID CONTENT:						
PLY THICKNESS: 0.0055-0.0058 in.							
TEST METHOD: ASTM D 3039-76	MODULUS CALCULATION:						
NORMALIZED BY: Specimen thickness and batch fiber volume to 60% (0.0056 in. CPT)							
Temperature (°F)	75 ambient		265 ambient		265 wet		
Moisture Content (%)	(1)		(1)		(2)		
Equilibrium at T, RH	26		26		26		
Source Code							
	Normalized	Measured	Normalized	Measured	Normalized	Measured	
Mean	253	275	269	292	251	273	
Minimum	212	226	148	165	183	196	
Maximum	294	323	314	358	287	315	
C.V.(%)	8.35	9.49	15.2	16.5	9.09	10.4	
F_1^{tu} (ksi)	B-value	(3)	(3)	(3)	(3)	(3)	
	Distribution	ANOVA	ANOVA	ANOVA	ANOVA	ANOVA	
	C ₁	21.5	27.2	24.0	30.2	24.0	30.2
	C ₂	2.20	2.60	2.83	3.01	2.83	3.01
No. Specimens	30		20		25		
No. Batches	5		4		5		
Data Class	Interim		Interim		Interim		
Mean	18.7	20.4	18.4	20.0	19.0	20.6	
Minimum	17.3	18.9	17.4	19.1	18.0	19.2	
Maximum	20.2	22.2	19.7	20.8	19.7	22.1	
C.V.(%)	3.88	3.37	3.52	2.59	3.53	3.22	
E_1^t (Msi)	No. Specimens	29		20		25	
	No. Batches	5		4		5	
	Data Class	Interim		Interim		Interim	
ν_{12}^t	Mean	0.340		0.356		0.280	
	No. Specimens	30		20		25	
	No. Batches	5		4		5	
Data Class	Interim		Interim		Interim		
ϵ_1^{tu} ($\mu\epsilon$)	Mean	12400		13900		12400	
	Minimum	10200		10400		9220	
	Maximum	14400		15700		13900	
	C.V.(%)	8.65		12.0		8.95	
ϵ_1^{tu} ($\mu\epsilon$)	B-value	(3)		(3)		(3)	
	Distribution	ANOVA		ANOVA		ANOVA	
	C ₁	1120		1850		1170	
C ₂	2.62		3.92		2.87		
No. Specimens	30		20		25		
No. Batches	5		4		5		
Data Class	Interim		Interim		Interim		

(1) Conditioned at 180°F, ambient relative humidity for 2 days.

(2) Conditioned at 180°F, 75% relative humidity for 10 days.

(3) Basis values are presented only for A and B data classes.

* ALL DOCUMENTATION PRESENTLY REQUIRED WAS NOT SUPPLIED FOR THIS MATERIAL.

MATERIAL:		AS4 12k/3502 unidirectional tape			Table 4.2.8(i) C/Ep 147-UT AS4/3502 Tension, 2-axis [90]₁₅ 75/A, 75/W, 265/W Interim	
RESIN CONTENT:	25-29 wt%	COMP: DENSITY:	1.59-1.62 g/cm ³			
FIBER VOLUME:	63-68 %	VOID CONTENT:				
PLY THICKNESS:	0.055-0.0059 in.					
TEST METHOD:	ASTM D 3039-76		MODULUS CALCULATION:			
NORMALIZED BY:	Not normalized					
Temperature (°F)	75	75	265			
Moisture Content (%)	ambient	wet	wet			
Equilibrium at T, RH	(1)	(2)	(2)			
Source Code	26	26	26			
F ₂ ^{tu} (ksi)	Mean	8.04	3.27	3.29		
	Minimum	5.93	2.54	2.62		
	Maximum	10.6	4.15	4.15		
	C.V.(%)	13.5	16.3	13.0		
	B-value	(3)	(3)	(3)		
	Distribution	ANOVA	ANOVA	ANOVA		
	C ₁	1.11	0.560	0.452		
C ₂	2.36	3.79	3.16			
No. Specimens	30	15	20			
No. Batches	5	3	4			
Data Class	Interim	Interim	Interim			
E ₂ ^t (Msi)	Mean	1.50	1.04	1.04		
	Minimum	1.43	0.95	0.95		
	Maximum	1.58	1.10	1.10		
	C.V.(%)	2.76	5.1	4.3		
	No. Specimens	30	15	20		
No. Batches	5	3	4			
Data Class	Interim	Interim	Interim			
ν ₂₁ ^t	Mean					
	No. Specimens					
	No. Batches					
	Data Class					
ε ₂ ^{tu} (με)	Mean	5500	3320	3440		
	Minimum	4000	2750	2840		
	Maximum	7390	4200	4200		
	C.V.(%)	13.7	13.3	12.1		
	B-value	(3)	(3)	(3)		
	Distribution	Weibull	ANOVA	ANOVA		
	C ₁	5820	506	456		
	C ₂	7.67	5.66	3.79		
	No. Specimens	30	15	20		
	No. Batches	5	3	4		
Data Class	Interim	Interim	Interim			

- (1) Conditioned at 180°F, ambient relative humidity for 2 days.
- (2) Conditioned at 180°F, 75% relative humidity for 63 days.
- (3) Basis values are presented only for A and B data classes.

* ALL DOCUMENTATION PRESENTLY REQUIRED WAS NOT SUPPLIED FOR THIS MATERIAL.

MATERIAL: AS4 12k/3502 unidirectional tape						Table 4.2.8(j) C/Ep 147-UT AS4/3502 Compression, 1-axis [0]₆ -65/A, 265/A, 265/W Interim	
RESIN CONTENT: 25-29 wt%	COMP: DENSITY: 1.59-1.62 g/cm ³						
FIBER VOLUME: 63-68 %	VOID CONTENT:						
PLY THICKNESS: 0.0047-0.0062 in.							
TEST METHOD: ASTM D 3410C	MODULUS CALCULATION:						
NORMALIZED BY: Specimen thickness and batch fiber volume to 60% (0.0055 in. CPT)							
Temperature (°F)	-65 ambient		265 ambient		265 wet		
Moisture Content (%)	(1)		(1)		(2)		
Equilibrium at T, RH	26		26		26		
Source Code							
	Normalized	Measured	Normalized	Measured	Normalized	Measured	
F ₁ ^{cu} (ksi)	Mean	226	253	228	249	176	192
	Minimum	173	206	142	150	139	146
	Maximum	307	325	275	292	208	228
	C.V.(%)	16.8	14.1	15.0	15.1	11.5	13.3
	B-value Distribution	(3) Weibull	(3) Weibull	(3) Weibull	(3) Weibull	(3) Weibull	(3) Weibull
C ₁	242	269	241	264	184	203	
C ₂	6.23	7.45	8.66	9.19	10.6	9.32	
No. Specimens	15		15		15		
No. Batches	3		3		3		
Data Class	Interim		Interim		Interim		
E ₁ ^c (Msi)	Mean	19.3	21.1	21.2	23.2	19.6	21.4
	Minimum	17.1	19.3	17.1	19.3	18.5	20.5
	Maximum	21.8	23.7	23.1	26.3	20.6	22.5
	C.V.(%)	6.63	7.30	9.53	9.70	3.85	3.70
	B-value Distribution	(3) Weibull	(3) Weibull	(3) Weibull	(3) Weibull	(3) Weibull	(3) Weibull
C ₁	242	269	241	264	184	203	
C ₂	6.23	7.45	8.66	9.19	10.6	9.32	
No. Specimens	15		15		15		
No. Batches	3		3		3		
Data Class	Interim		Interim		Interim		
ν ₁₂ ^c	Mean						
	No. Specimens						
	No. Batches						
	Data Class						
ε ₁ ^{cu} (με)	Mean	16200		13400		10500	
	Minimum	11100		7370		7770	
	Maximum	21200		16000		12800	
	C.V.(%)	17.4		16.2		14.1	
	B-value Distribution	(3) Weibull		(3) Weibull		(3) Weibull	
C ₁	17400		14200		11100		
C ₂	6.39		8.53		8.71		
No. Specimens	15		15		15		
No. Batches	3		3		3		
Data Class	Interim		Interim		Interim		

(1) Conditioned at 180°F, ambient relative humidity for 2 days.

(2) Conditioned at 150°F, 98% relative humidity for 14 days.

(3) Basis values are presented only for A and B data classes.

4.2.9 Celion 3000/E7K8 plain weave fabric

Material Description:

Material: Celion 3000/E7K8

Form: Plain weave fabric, areal weight of 195 g/m², typical cured resin content of 37-44%, typical cured ply thickness of 0.0075-0.0084 inches.

Processing: Autoclave cure; 310°F, 85 psi for 2 hours. Low exotherm profile for processing of thick parts.

General Supplier Information:

Fiber: Celion 3000 fibers are continuous carbon filaments made from PAN precursor. Filament count is 3000 filaments/tow. Typical tensile modulus is 34×10^6 psi. Typical tensile strength is 515,000 psi. Good drape.

Matrix: E7K8 is a medium flow, low exotherm epoxy resin. Good tack; up to 20 days out-time at ambient temperature.

Maximum Short Term Service Temperature: 300°F (dry), 190°F (wet)

Typical applications: Primary and secondary structural applications on commercial and military aircraft, jet engine applications such as stationary airfoils and thrust reverser blocker doors.

4.2.9 Celion 3000/E7K8 plain weave fabric*

MATERIAL:	Celion 3000/E7K8 plain weave fabric			C/Ep 195-PW Celion 3000/E7K8 Summary
FORM:	U.S. Polymeric Celion 3000/E7K8 plain weave fabric, Grade 195 prepreg			
FIBER:	Celanese Celion 3000	MATRIX:	U.S. Polymeric E7K8	
T _g (dry):	T _g (wet):	T _g METHOD:		
PROCESSING:	Autoclave: 310°F, 2 hours, 85 psig			

* DATA WERE SUBMITTED BEFORE THE ESTABLISHMENT OF DATA DOCUMENTATION REQUIREMENTS (JUNE 1989). ALL DOCUMENTATION PRESENTLY REQUIRED WERE NOT SUPPLIED FOR THIS MATERIAL.

Date of fiber manufacture	Date of testing	
Date of resin manufacture	Date of data submittal	1/88
Date of form manufacture	2/86 - 3/86	Date of analysis
Date of composite manufacture		1/93

LAMINA PROPERTY SUMMARY

	75°F/A		-65°F/A	180°F/A		75°F/W	180°F/W	
Tension, 1-axis	SS-S		SS--			SSSS	SSS-	
Tension, 2-axis	SS-S		SS-S			SS-S	SS-S	
Tension, 3-axis								
Compression, 1-axis	SS-S		SS-S	SS-S		SS-S	SS-S	
Compression, 2-axis	SS-S		SS--	SS--		SS-S	SS--	
Compression, 3-axis								
Shear, 12-plane								
Shear, 23-plane								
Shear, 31-plane								
SB Strength, 31-plane	S---		S---	S---		S---	S---	

Classes of data in Strength/Modulus/Poisson's Ratio/Strain-to-Failure order: A = A75, a = A55, B = B30, b = B18, M = Mean, I = Interim, S = Screening, - = no data (See Table 1.4.2(c))

* DATA WERE SUBMITTED BEFORE THE ESTABLISHMENT OF DATA DOCUMENTATION REQUIREMENTS (JUNE 1989). ALL DOCUMENTATION PRESENTLY REQUIRED WERE NOT SUPPLIED FOR THIS MATERIAL.

		Nominal	As Submitted	Test Method
Fiber Density	(g/cm ³)	1.8		
Resin Density	(g/cm ³)	1.28		
Composite Density	(g/cm ³)	1.54	1.37 - 1.55	
Fiber Areal Weight	(g/m ²)	195		
Fiber Volume	(%)	50	51 - 56	
Ply Thickness	(in)	0.0075	0.0078 - 0.011	

LAMINATE PROPERTY SUMMARY

Classes of data in Strength/Modulus/Poisson's Ratio/Strain-to-Failure order: A = A75, a = A55, B = B30, b = B18, M = Mean, I = Interim, S = Screening, - = no data (See Table 1.4.2(c))

* DATA WERE SUBMITTED BEFORE THE ESTABLISHMENT OF DATA DOCUMENTATION REQUIREMENTS (JUNE 1989). ALL DOCUMENTATION PRESENTLY REQUIRED WAS NOT SUPPLIED FOR THIS MATERIAL.

MATERIAL: Celion 3000/E7K8 plain weave fabric		Table 4.2.9(a) C/Ep 195-PW Celion 3000/E7K8 Tension, 1-axis [0]10 75/A, -65/A Screening			
RESIN CONTENT: 37-38 wt%	COMP: DENSITY: 1.55 g/cm ³				
FIBER VOLUME: 55-56 %	VOID CONTENT: 0.0%				
PLY THICKNESS: 0.0078-0.0085 in.					
TEST METHOD: ASTM D 3039-76	MODULUS CALCULATION:				
NORMALIZED BY: Specimen thickness and batch fiber volume to 57% (0.0075 in. CPT)					
Temperature (°F)	75 ambient		-65 ambient		
Moisture Content (%)	20		20		
Equilibrium at T, RH					
Source Code					
	Normalized	Measured	Normalized	Measured	Normalized
					Measured
F ₁ ^{tu} (ksi)	Mean	132	128	110	106
	Minimum	120	115	101	98.4
	Maximum	143	140	118	113
	C.V.(%)	4.7	5.8	6.2	5.4
	B-value	(1)	(1)	(1)	(1)
	Distribution	Weibull	Weibull	Normal	Normal
	C ₁	135	132	110	106
C ₂	25.7	21.4	6.88	5.74	
No. Specimens	20		5		
No. Batches	1		1		
Data Class	Screening		Screening		
E ₁ ^t (Msi)	Mean	9.67	9.38	9.98	9.66
	Minimum	9.49	8.85	9.82	9.46
	Maximum	9.98	9.74	10.0	9.90
	C.V.(%)	1.2	2.5	1.0	1.8
	No. Specimens	20		5	
No. Batches	1		1		
Data Class	Screening		Screening		
ν ₁₂ ^t	Mean	0.0580			
	No. Specimens	5			
	No. Batches	1			
Data Class	Screening				
ε ₁ ^{tu} (με)	Mean	13700		11000	
	Minimum	12300		10200	
	Maximum	14800		11600	
	C.V.(%)	4.5		5.4	
	B-value	(1)		(1)	
	Distribution	Weibull		Normal	
	C ₁	14000		11000	
C ₂	26.8		592		
No. Specimens	20		5		
No. Batches	1		1		
Data Class	Screening		Screening		

(1) Basis values are presented only for A and B data classes.

* DATA WERE SUBMITTED BEFORE THE ESTABLISHMENT OF DATA DOCUMENTATION REQUIREMENTS (JUNE 1989). ALL DOCUMENTATION PRESENTLY REQUIRED WAS NOT SUPPLIED FOR THIS MATERIAL.

MATERIAL: Celion 3000/E7K8 plain weave fabric		Table 4.2.9(b) C/Ep 195-PW Celion 3000/E7K8 Tension, 1-axis [0]₁¹⁰ 75/W, 180/W Screening				
RESIN CONTENT: 37 wt%	COMP: DENSITY: 1.55 g/cm ³					
FIBER VOLUME: 55 %	VOID CONTENT: 0.0%					
PLY THICKNESS: 0.0078-0.0081 in.						
TEST METHOD: ASTM D 3039-76	MODULUS CALCULATION:					
NORMALIZED BY: Specimen thickness and batch fiber volume to 57% (0.0075 in. CPT)						
Temperature (°F)	75 wet		180 wet			
Moisture Content (%)	(1)		(1)			
Equilibrium at T, RH	20		20			
Source Code						
	Normalized	Measured	Normalized	Measured	Normalized	Measured
F_1^{tu} (ksi)	Mean	125	122	123	120	
	Minimum	111	105	114	112	
	Maximum	130	129	131	127	
	C.V.(%)	6.3	8.1	6.5	6.3	
	B-value	(2)	(2)	(2)	(2)	
	Distribution	Normal	Normal	Normal	Normal	
	C ₁	125	122	123	120	
	C ₂	7.93	9.93	7.99	7.52	
	No. Specimens	5		5		
	No. Batches	1		1		
Data Class	Screening		Screening			
E_1^t (Msi)	Mean	9.23	9.01	9.55	9.33	
	Minimum	8.93	8.81	9.37	9.15	
	Maximum	9.53	9.20	9.84	9.63	
	C.V.(%)	2.5	1.7	1.9	2.0	
	No. Specimens	5		5		
No. Batches	1		1			
Data Class	Screening		Screening			
ν_{12}^t	Mean	0.0620		0.0560		
	No. Specimens	5		5		
	No. Batches	1		1		
Data Class	Screening		Screening			
ϵ_1^{tu} (µε)	Mean	13700		12800		
	Minimum	12100		11200		
	Maximum	14300		14100		
	C.V.(%)	6.9		9.6		
	B-value	(2)		(2)		
	Distribution	Normal		Normal		
	C ₁	13700		12800		
	C ₂	939		1230		
	No. Specimens	5		5		
	No. Batches	1		1		
Data Class	Screening		Screening			

(1) Conditioned at 160°F, 85% relative humidity for 7 days.
 (2) Basis values are presented only for A and B data classes.

* DATA WERE SUBMITTED BEFORE THE ESTABLISHMENT OF DATA DOCUMENTATION REQUIREMENTS (JUNE 1989). ALL DOCUMENTATION PRESENTLY REQUIRED WAS NOT SUPPLIED FOR THIS MATERIAL.

MATERIAL:		Celion 3000/E7K8 plain weave fabric				Table 4.2.9(c) C/Ep 195-PW Celion 3000/E7K8 Tension, 1-axis [0]₁₂ 75/A, -65/A Screening	
RESIN CONTENT:	39-44 wt%	COMP: DENSITY:	1.55 g/cm ³				
FIBER VOLUME:	51-54 %	VOID CONTENT:	0.04-0.5%				
PLY THICKNESS:	0.0079-0.0084 in.						
TEST METHOD:	ASTM D 3039-76		MODULUS CALCULATION:				
NORMALIZED BY:	Specimen thickness and batch fiber volume to 57% (0.0075 in. CPT)						
Temperature (°F)	75 ambient		-65 ambient				
Moisture Content (%)	20		20				
Equilibrium at T, RH							
Source Code							
		Normalized	Measured	Normalized	Measured	Normalized	Measured
F ₁ ^{tu} (ksi)	Mean	132	122	122	115		
	Minimum	106	100	117	111		
	Maximum	147	136	126	123		
	C.V.(%)	7.5	7.5	2.8	4.3		
	B-value	(1)	(1)	(1)	(1)		
	Distribution	Weibull	Weibull	Normal	Normal		
	C ₁	136	126	122	116		
C ₂	16.4	17.3	3.44	4.97			
No. Specimens	20		5				
No. Batches	1		1				
Data Class	Screening		Screening				
E ₁ ^t (Msi)	Mean	9.96	9.21	9.29	8.82		
	Minimum	9.30	8.74	8.95	8.51		
	Maximum	9.98	9.78	9.66	9.41		
	C.V.(%)	1.2	2.5	2.8	4.0		
	No. Specimens	20		5			
No. Batches	1		1				
Data Class	Screening		Screening				
ν ₁₂ ^t	Mean						
	No. Specimens						
	No. Batches						
	Data Class						
ε ₁ ^{tu} (με)	Mean		14100				
	Minimum		13600				
	Maximum		14600				
	C.V.(%)		2.6				
	B-value		(1)				
	Distribution		Normal				
	C ₁		14100				
C ₂		371					
No. Specimens	5						
No. Batches	1						
Data Class	Screening						

(1) Basis values are presented only for A and B data classes.

* DATA WERE SUBMITTED BEFORE THE ESTABLISHMENT OF DATA DOCUMENTATION REQUIREMENTS (JUNE 1989). ALL DOCUMENTATION PRESENTLY REQUIRED WAS NOT SUPPLIED FOR THIS MATERIAL.

MATERIAL:		Celion 3000/E7K8 plain weave fabric				Table 4.2.9(d) C/Ep 195-PW Celion 3000/E7K8 Tension, 1-axis [0]12 75/W, 180/W Screening	
RESIN CONTENT:	42 wt%	COMP: DENSITY:	1.55 g/cm ³				
FIBER VOLUME:	51 %	VOID CONTENT:	0.48%				
PLY THICKNESS:	0.0081-0.0083 in.						
TEST METHOD:	ASTM D 3039-76						
		MODULUS CALCULATION:					
NORMALIZED BY:		Specimen thickness and batch fiber volume to 57% (0.0075 in. CPT)					
Temperature (°F)		75		180			
Moisture Content (%)		wet		wet			
Equilibrium at T, RH		(1)		(1)			
Source Code		20		20			
		Normalized	Measured	Normalized	Measured	Normalized	
						Measured	
	Mean	145	129	148	133		
	Minimum	143	125	139	124		
	Maximum	148	131	154	142		
	C.V.(%)	1.6	1.8	4.0	5.6		
	B-value	(2)	(2)	(2)	(2)		
F_1^{tu}	Distribution	Normal	Normal	Normal	Normal		
(ksi)	C ₁	145	129	148	133		
	C ₂	2.23	2.37	5.94	7.50		
	No. Specimens	5		5			
	No. Batches	1		1			
	Data Class	Screening		Screening			
	Mean	10.6	9.42	10.3	9.21		
	Minimum	10.1	8.79	10.1	8.91		
	Maximum	11.4	10.0	10.5	9.53		
E_1^t	C.V.(%)	4.9	5.0	1.3	2.7		
(Msi)	No. Specimens	5		5			
	No. Batches	1		1			
	Data Class	Screening		Screening			
	Mean		0.0560		0.0560		
ν_{12}^t	No. Specimens	5		5			
	No. Batches	1		1			
	Data Class	Screening		Screening			
	Mean		13400				
	Minimum		12300				
	Maximum		14300				
	C.V.(%)		5.30				
	B-value		(2)				
ϵ_1^{tu}	Distribution		Normal				
(µε)	C ₁		13400				
	C ₂		713				
	No. Specimens	5					
	No. Batches	1					
	Data Class	Screening					

(1) Conditioned at 160°F, 85% relative humidity for 7 days.
 (2) Basis values are presented only for A and B data classes.

* DATA WERE SUBMITTED BEFORE THE ESTABLISHMENT OF DATA DOCUMENTATION REQUIREMENTS (JUNE 1989). ALL DOCUMENTATION PRESENTLY REQUIRED WAS NOT SUPPLIED FOR THIS MATERIAL.

MATERIAL:		Celion 3000/E7K8 plain weave fabric				Table 4.2.9(e) C/Ep 195-PW Celion 3000/E7K8 Tension, 2-axis [0]10 75/A, -65/A Screening	
RESIN CONTENT:	36 wt%	COMP: DENSITY:	1.55 g/cm ³				
FIBER VOLUME:	56 %	VOID CONTENT:	0.0%				
PLY THICKNESS:	0.0078-0.0084 in.						
TEST METHOD:	ASTM D 3039-76						
MODULUS CALCULATION:							
NORMALIZED BY:		Specimen thickness and batch fiber volume to 57% (0.0075 in. CPT)					
Temperature (°F)	75 ambient		-65 ambient				
Moisture Content (%)	20		20				
Equilibrium at T, RH							
Source Code							
	Normalized	Measured	Normalized	Measured	Normalized	Measured	
F ₂ ^{tu} (ksi)	Mean	128	127	113	111		
	Minimum	120	115	101	100		
	Maximum	137	134	125	122		
	C.V.(%)	3.6	3.7	9.1	8.9		
	B-value	(1)	(1)	(1)	(1)		
	Distribution	Normal	Normal	Normal	Normal		
	C ₁	128	127	113	111		
	C ₂	4.64	4.69	10.3	9.89		
	No. Specimens	20		5			
	No. Batches	1		1			
Data Class	Screening		Screening				
E ₂ ^t (Msi)	Mean	9.50	9.37	9.51	9.34		
	Minimum	9.36	9.04	9.29	9.20		
	Maximum	9.69	9.71	9.65	9.68		
	C.V.(%)	0.98	1.8	1.6	2.1		
	No. Specimens	20		5			
No. Batches	1		1				
Data Class	Screening		Screening				
ν ₂₁ ^t	Mean						
	No. Specimens						
	No. Batches						
Data Class							
ε ₂ ^{tu} (με)	Mean		13400		11700		
	Minimum		12600		10700		
	Maximum		14200		12700		
	C.V.(%)		3.5		7.7		
	B-value		(1)		(1)		
	Distribution		Weibull		Normal		
	C ₁		13600		11700		
	C ₂		32.5		902		
	No. Specimens	20		5			
	No. Batches	1		1			
Data Class	Screening		Screening				

(1) Basis values are presented only for A and B data classes.

* DATA WERE SUBMITTED BEFORE THE ESTABLISHMENT OF DATA DOCUMENTATION REQUIREMENTS (JUNE 1989). ALL DOCUMENTATION PRESENTLY REQUIRED WAS NOT SUPPLIED FOR THIS MATERIAL.

MATERIAL:		Celion 3000/E7K8 plain weave fabric				Table 4.2.9(f) C/Ep 195-PW Celion 3000/E7K8 Tension, 2-axis [90_r]₁₀ 75/W, 180/W Screening	
RESIN CONTENT:	36 wt%	COMP: DENSITY:	1.55 g/cm ³				
FIBER VOLUME:	56 %	VOID CONTENT:	0.0%				
PLY THICKNESS:	0.0078-0.0084 in.						
TEST METHOD:	ASTM D 3039-76						
MODULUS CALCULATION:							
NORMALIZED BY:		Specimen thickness and batch fiber volume to 57% (0.0075 in. CPT)					
Temperature (°F)		75 wet		180 wet			
Moisture Content (%)		(1)		(1)			
Equilibrium at T, RH		20		20			
Source Code							
		Normalized	Measured	Normalized	Measured	Normalized	
						Measured	
	Mean	119	117	130	128		
	Minimum	105	104	129	125		
	Maximum	130	126	132	131		
	C.V.(%)	7.8	7.3	0.89	1.8		
	B-value	(2)	(2)	(2)	(2)		
	Distribution	Normal	Normal	Normal	Normal		
F_2^{tu}	C ₁	119	117	130	128		
(ksi)	C ₂	9.35	8.51	1.16	2.35		
	No. Specimens	5		5			
	No. Batches	1		1			
	Data Class	Screening		Screening			
	Mean	9.08	8.92	9.35	9.18		
	Minimum	8.98	8.73	9.26	8.96		
	Maximum	9.21	9.14	9.48	9.38		
	C.V.(%)	1.2	1.6	1.2	1.8		
E_2^t	No. Specimens	5		5			
(Msi)	No. Batches	1		1			
	Data Class	Screening		Screening			
	Mean						
ν_{21}^t	No. Specimens						
	No. Batches						
	Data Class						
	Mean		13100		14200		
	Minimum		11400		13700		
	Maximum		14400		14800		
	C.V.(%)		8.7		3.5		
	B-value		(2)		(2)		
	Distribution		Normal		Normal		
ϵ_2^{tu}	C ₁		13100		14200		
(µε)	C ₂		1135		490		
	No. Specimens	5		5			
	No. Batches	1		1			
	Data Class	Screening		Screening			

(1) Conditioned at 160°F, 85% relative humidity for 7 days.
 (2) Basis values are presented only for A and B data classes.

* DATA WERE SUBMITTED BEFORE THE ESTABLISHMENT OF DATA DOCUMENTATION REQUIREMENTS (JUNE 1989). ALL DOCUMENTATION PRESENTLY REQUIRED WAS NOT SUPPLIED FOR THIS MATERIAL.

MATERIAL: Celion 3000/E7K8 plain weave fabric		Table 4.2.9(g) C/Ep 195-PW Celion 3000/E7K8 Compression, 1-axis [0]₁¹⁰ 75/A, -65/A, 180/A Screening					
RESIN CONTENT: 36-40 wt%	COMP: DENSITY: 1.55 g/cm ³						
FIBER VOLUME: 53-55 %	VOID CONTENT: 0.0-0.75%						
PLY THICKNESS: 0.0079-0.0084 in.							
TEST METHOD: SACMA SRM 1-88	MODULUS CALCULATION:						
NORMALIZED BY: Specimen thickness and batch fiber volume to 57% (0.0075 in. CPT)							
Temperature (°F)	75 ambient		-65 ambient		180 ambient		
Moisture Content (%)	20		20		20		
Equilibrium at T, RH							
Source Code							
	Normalized	Measured	Normalized	Measured	Normalized	Measured	
F ₁ ^{cu} (ksi)	Mean	104	101	121	118	97.4	94.5
	Minimum	90.5	87.7	113	111	87.5	85.1
	Maximum	122	120	132	126	105	100
	C.V.(%)	8.3	8.7	5.9	4.7	7.2	7.1
	B-value	(1)	(1)	(1)	(1)	(1)	(1)
	Distribution	Weibull	Weibull	Normal	Normal	Normal	Normal
	C ₁	108	105	121	118	97.4	94.5
C ₂	13.0	12.1	7.19	5.58	7.00	6.72	
No. Specimens	20		5		5		
No. Batches	1		1		1		
Data Class	Screening		Screening		Screening		
E ₁ ^c (Msi)	Mean	9.88	9.02	9.83	9.33	9.45	9.16
	Minimum	9.56	8.65	9.75	9.20	9.14	8.89
	Maximum	10.3	9.29	9.95	9.48	9.66	9.37
	C.V.(%)	2.3	2.0	1.0	1.1	2.3	2.0
	No. Specimens	20		5		5	
No. Batches	1		1		1		
Data Class	Screening		Screening		Screening		
ν ₁₂ ^c	Mean						
	No. Specimens						
	No. Batches						
	Data Class						
ε ₁ ^{cu} (μϵ)	Mean		10900		12200		10400
	Minimum		10500		12000		10200
	Maximum		11200		12300		10800
	C.V.(%)		2.2		1.0		2.3
	B-value		(1)		(1)		(1)
	Distribution		Weibull		Normal		Normal
	C ₁		11000		12200		10400
	C ₂		54.2		122		239
	No. Specimens	20		5		5	
	No. Batches	1		1		1	
Data Class	Screening		Screening		Screening		

(1) Basis values are presented only for A and B data classes.

* DATA WERE SUBMITTED BEFORE THE ESTABLISHMENT OF DATA DOCUMENTATION REQUIREMENTS (JUNE 1989). ALL DOCUMENTATION PRESENTLY REQUIRED WAS NOT SUPPLIED FOR THIS MATERIAL.

MATERIAL:		Celion 3000/E7K8 plain weave fabric				Table 4.2.9(h) C/Ep 195-PW Celion 3000/E7K8 Compression, 1-axis [0]10 75/W, 180/W Screening	
RESIN CONTENT:	36-37 wt%	COMP: DENSITY:	1.55 g/cm ³				
FIBER VOLUME:	54-56 %	VOID CONTENT:	0.0-0.70%				
PLY THICKNESS:	0.0073-0.0086 in.						
TEST METHOD:	MODULUS CALCULATION:						
SACMA SRM 1-88							
NORMALIZED BY:		Specimen thickness and batch fiber volume to 57% (0.0075 in. CPT)					
Temperature (°F)		75		180			
Moisture Content (%)		wet		wet			
Equilibrium at T, RH		(1)		(1)			
Source Code		20		20			
		Normalized	Measured	Normalized	Measured	Normalized	
	Mean	94.9	92.6	78.9	77.6		
	Minimum	89.7	88.2	72.7	70.5		
	Maximum	102	98.8	83.2	82.3		
	C.V.(%)	5.5	4.9	5.7	6.0		
F ₁ ^{cu} (ksi)	B-value	(2)	(2)	(2)	(2)		
	Distribution	Normal	Normal	Normal	Normal		
	C ₁	94.9	92.6	78.9	77.6		
	C ₂	5.47	4.57	4.53	4.65		
	No. Specimens	5		5			
	No. Batches	1		1			
	Data Class	Screening		Screening			
E ₁ ^c (Msi)	Mean	9.39	8.92	8.97	8.52		
	Minimum	8.80	8.12	8.45	8.18		
	Maximum	10.2	9.79	9.54	8.80		
	C.V.(%)	6.3	6.8	4.4	3.5		
	No. Specimens	5		5			
	No. Batches	1		1			
	Data Class	Screening		Screening			
ν ₁₂ ^c	Mean						
	No. Specimens						
	No. Batches						
	Data Class						
ε ₁ ^{cu} (με)	Mean		9800		8130		
	Minimum		8970		7620		
	Maximum		10400		8600		
	C.V.(%)		6.0		4.4		
	B-value		(2)		(2)		
	Distribution		Normal		Normal		
	C ₁		9800		8130		
	C ₂		590		356		
	No. Specimens	5		5			
	No. Batches	1		1			
	Data Class	Screening		Screening			

- (1) Conditioned at 160°F, 85% relative humidity for 7 days.
- (2) Basis values are presented only for A and B data classes.

* DATA WERE SUBMITTED BEFORE THE ESTABLISHMENT OF DATA DOCUMENTATION REQUIREMENTS (JUNE 1989). ALL DOCUMENTATION PRESENTLY REQUIRED WAS NOT SUPPLIED FOR THIS MATERIAL.

MATERIAL:		Celion 3000/E7K8 plain weave fabric				Table 4.2.9(i) C/Ep 195-PW Celion 3000/E7K8 Compression, 1-axis [0]₁₂ 75/A, -65/A, 180/A Screening	
RESIN CONTENT:	38-40 wt%	COMP: DENSITY:	1.55 g/cm ³				
FIBER VOLUME:	52-54 %	VOID CONTENT:	0.0%				
PLY THICKNESS:	0.0078-0.0084 in.						
TEST METHOD:	MODULUS CALCULATION:						
SACMA SRM 1-88							
NORMALIZED BY:		Specimen thickness and batch fiber volume to 57% (0.0075 in. CPT)					
Temperature (°F)	75 ambient		-65 ambient		180 ambient		
Moisture Content (%)	20		20		20		
Equilibrium at T, RH							
Source Code							
	Normalized	Measured	Normalized	Measured	Normalized	Measured	
F ₁ ^{cu} (ksi)	Mean	114	107	133	122	103	97.6
	Minimum	86.4	84.4	127	116	96.0	89.2
	Maximum	128	121	139	129	114	107
	C.V.(%)	9.5	9.1	3.9	4.6	6.8	7.2
	B-value	(1)	(1)	(1)	(1)	(1)	(1)
	Distribution	Weibull	Weibull	Normal	Normal	Normal	Normal
	C ₁	118	111	133	122	103	97.6
	C ₂	13.8	14.0	5.22	5.60	6.99	7.04
	No. Specimens	20		5		5	
	No. Batches	1		1		1	
Data Class	Screening		Screening		Screening		
E ₁ ^c (Msi)	Mean	8.22	7.80	8.45	7.71	8.40	7.67
	Minimum	8.07	7.51	8.27	7.43	8.20	7.58
	Maximum	8.50	8.05	8.73	8.09	8.54	7.84
	C.V.(%)	1.6	2.2	2.3	3.4	1.5	1.4
	No. Specimens	20		5		5	
No. Batches	1		1		1		
Data Class	Screening		Screening		Screening		
ν ₁₂ ^c	Mean						
	No. Specimens						
	No. Batches						
ε ₁ ^{cu} (μϵ)	Mean	13500					
	Minimum	13000					
	Maximum	13700					
	C.V.(%)	1.6					
	B-value	(1)					
	Distribution	Nonpara.					
	C ₁	10					
	C ₂	1.25					
	No. Specimens	20					
	No. Batches	1					
Data Class	Screening						

(1) Basis values are presented only for A and B data classes.

* DATA WERE SUBMITTED BEFORE THE ESTABLISHMENT OF DATA DOCUMENTATION REQUIREMENTS (JUNE 1989). ALL DOCUMENTATION PRESENTLY REQUIRED WAS NOT SUPPLIED FOR THIS MATERIAL.

MATERIAL: Celion 3000/E7K8 plain weave fabric		Table 4.2.9(j) C/Ep 195-PW Celion 3000/E7K8 Compression, 1-axis [0]12 75/W, 180/W Screening				
RESIN CONTENT: 38-40 wt%	COMP: DENSITY: 1.55 g/cm ³					
FIBER VOLUME: 52-54 %	VOID CONTENT: 0.0-0.04%					
PLY THICKNESS: 0.0080-0.0084 in.						
TEST METHOD: SACMA SRM 1-88	MODULUS CALCULATION:					
NORMALIZED BY: Specimen thickness and batch fiber volume to 57% (0.0075 in. CPT)						
Temperature (°F)	75 wet		180 wet			
Moisture Content (%)	(1)		(1)			
Equilibrium at T, RH	20		20			
Source Code						
	Normalized	Measured	Normalized	Measured	Normalized	Measured
F ₁ ^{cu} (ksi)	Mean	96.1	90.7	80.2	75.7	
	Minimum	83.9	78.4	74.4	72.2	
	Maximum	107	101	83.3	79.9	
	C.V.(%)	9.3	9.4	4.7	4.4	
	B-value	(2)	(2)	(2)	(2)	
	Distribution	Normal	Normal	Normal	Normal	
	C ₁	96.1	90.7	80.2	75.7	
	C ₂	8.91	8.55	3.73	3.31	
	No. Specimens	5		5		
	No. Batches	1		1		
Data Class	Screening		Screening			
E ₁ ^c (Msi)	Mean	9.08	8.30	9.36	8.54	
	Minimum	8.84	7.91	9.14	8.20	
	Maximum	9.17	8.62	9.57	8.84	
	C.V.(%)	1.5	3.2	2.0	2.9	
	No. Specimens	5		5		
No. Batches	1		1			
Data Class	Screening		Screening			
V ₁₂ ^c	Mean					
	No. Specimens					
	No. Batches					
Data Class						
ε ₁ ^{cu} (με)	Mean		10700			
	Minimum		10600			
	Maximum		11000			
	C.V.(%)		1.5			
	B-value		(2)			
	Distribution		Normal			
	C ₁		10700			
	C ₂		164			
	No. Specimens	5				
	No. Batches	1				
Data Class	Screening					

(1) Conditioned at 160°F, 85% relative humidity for 7 days.
 (2) Basis values are presented only for A and B data classes.

* DATA WERE SUBMITTED BEFORE THE ESTABLISHMENT OF DATA DOCUMENTATION REQUIREMENTS (JUNE 1989). ALL DOCUMENTATION PRESENTLY REQUIRED WAS NOT SUPPLIED FOR THIS MATERIAL.

MATERIAL:		Celion 3000/E7K8 plain weave fabric				Table 4.2.9(k) C/Ep 195-PW Celion 3000/E7K8 SBS, 31-plane [0]₁₄ 75/A, -65/A, 180/A, 75/W, 180/W Screening
RESIN CONTENT:	36-39 wt%	COMP: DENSITY:	1.55 g/cm ³			
FIBER VOLUME:	54-56 %	VOID CONTENT:	0.0-0.75%			
PLY THICKNESS:	0.0079-0.0081 in.					
TEST METHOD:	ASTM D 2344-68		MODULUS CALCULATION:			
NORMALIZED BY:	Not normalized					
Temperature (°F)	75	-65	180	75	180	
Moisture Content (%)	ambient	ambient	ambient	wet	wet	
Equilibrium at T, RH				(1)	(1)	
Source Code	20	20	20	20	20	
Mean	10.3	11.6	9.70	9.81	6.92	
Minimum	9.43	10.7	9.34	9.24	6.60	
Maximum	11.4	13.6	9.94	10.4	7.22	
C.V.(%)	5.7	10.8	3.0	7.0	3.4	
B-value	(2)	(2)	(2)	(2)	(2)	
F_{31}^{sbs} Distribution	Normal	Normal	Normal	Normal	Normal	
(ksi) C ₁	10.3	11.6	9.70	9.81	6.92	
C ₂	0.446	1.25	0.293	0.505	0.237	
No. Specimens	20	5	5	5	5	
No. Batches	1	1	1	1	1	
Data Class	Screening	Screening	Screening	Screening	Screening	

- (1) Conditioned at 160°F, 85% relative humidity for 7 days.
- (2) Short beam strength test data are approved for Screening Data Class only.

* DATA WERE SUBMITTED BEFORE THE ESTABLISHMENT OF DATA DOCUMENTATION REQUIREMENTS (JUNE 1989). ALL DOCUMENTATION PRESENTLY REQUIRED WAS NOT SUPPLIED FOR THIS MATERIAL.

MATERIAL:		Celion 3000/E7K8 plain weave fabric				Table 4.2.9(I) C/Ep 195-PW Celion 3000/E7K8 SBS, 31-plane [0]₁₂ 75/A, -65/A, 180/A, 75/W, 180/W Screening
RESIN CONTENT:	39 wt%	COMP: DENSITY:	1.55 g/cm ³			
FIBER VOLUME:	54 %	VOID CONTENT:	0.29%			
PLY THICKNESS:	0.0080 in.					
TEST METHOD:	ASTM D 2344-68		MODULUS CALCULATION:			
NORMALIZED BY:	Not normalized					
Temperature (°F)	75	-65	180	75	180	
Moisture Content (%)	ambient	ambient	ambient	wet	wet	
Equilibrium at T, RH				(1)	(1)	
Source Code	20	20	20	20	20	
Mean	9.76	10.2	9.72	9.72	8.72	
Minimum	9.00	9.54	8.76	8.76	8.35	
Maximum	10.7	10.5	10.3	10.3	9.00	
C.V.(%)	4.8	3.9	6.1	6.1	2.8	
B-value	(2)	(2)	(2)	(2)	(2)	
F_{31}^{sbs} Distribution	Normal	Normal	Normal	Normal	Normal	
(ksi) C ₁	9.76	10.2	9.72	9.72	8.72	
C ₂	0.470	0.395	0.591	0.591	0.247	
No. Specimens	20	5	5	5	5	
No. Batches	1	1	1	1	1	
Data Class	Screening	Screening	Screening	Screening	Screening	

(1) Conditioned at 160°F, 85% relative humidity for 7 days.
 (2) Short beam strength test data are approved for Screening Data Class only.

4.2.10 HITEX 33 6k/E7K8 plain weave fabricMaterial Description:

Material: HITEX 33-6k/E7K8

Form: Plain weave fabric, areal weight of 195 g/m², typical cured resin content of 37-41%, typical cured ply thickness of 0.0085 inches.

Processing: Autoclave cure; 310°F, 85 psi for 2 hours. Low exotherm profile for processing of thick parts.

General Supplier Information:

Fiber: HITEX 33 fibers are continuous carbon filaments made from PAN precursor. Filament count is 6000 filaments/tow. Typical tensile modulus is 33×10^6 psi. Typical tensile strength is 560,000 psi. Good drape.

Matrix: E7K8 is a medium flow, low exotherm epoxy resin. Good tack; up to 20 days out-time at ambient temperature.

Maximum Short Term Service Temperature: 300°F (dry), 190°F (wet)

Typical applications: Primary and secondary structural applications on commercial and military aircraft, jet engine applications such as stationary airfoils and thrust reverser blocker doors.

4.2.10 HITEX 33 6k/E7K8 plain weave fabric*

MATERIAL:	HITEX 33 6k/E7K8 plain weave fabric			C/Ep 195-PW HITEX 33/E7K8 Summary
FORM:	U.S. Polymeric Hitex 33 6k/E7K8 plain weave fabric prepreg			
FIBER:	Hitco HITEX 33 6k G'	MATRIX:	U.S. Polymeric E7K8	
T _g (dry):	T _g (wet):	T _g METHOD:		
PROCESSING:	Autoclave: 310°F, 2 hours, 85 psig			

* DATA WERE SUBMITTED BEFORE THE ESTABLISHMENT OF DATA DOCUMENTATION REQUIREMENTS (JUNE 1989). ALL DOCUMENTATION PRESENTLY REQUIRED WERE NOT SUPPLIED FOR THIS MATERIAL.

Date of fiber manufacture	Date of testing	
Date of resin manufacture	Date of data submittal	1/88
Date of form manufacture	Date of analysis	1/93
Date of composite manufacture		

LAMINA PROPERTY SUMMARY

	75°F/A		-65°F/A	180°F/A		75°F/W	180°F/W	
Tension, 1-axis								
Tension, 2-axis	SSSS		SS-S			SSSS	SSSS	
Tension, 3-axis								
Compression, 1-axis	SS-S		SS--	SS--		SS-S	SS--	
Compression, 2-axis	SS-S		SS--	SS--		SS-S	SS--	
Compression, 3-axis								
Shear, 12-plane								
Shear, 23-plane								
Shear, 31-plane								
SB Strength, 31-plane	S---		S---			S---	S---	

Classes of data in Strength/Modulus/Poisson's Ratio/Strain-to-Failure order: A = A75, a = A55, B = B30, b = B18, M = Mean, I = Interim, S = Screening, - = no data (See Table 1.4.2(c))

* DATA WERE SUBMITTED BEFORE THE ESTABLISHMENT OF DATA DOCUMENTATION REQUIREMENTS (JUNE 1989). ALL DOCUMENTATION PRESENTLY REQUIRED WERE NOT SUPPLIED FOR THIS MATERIAL.

		Nominal	As Submitted	Test Method
Fiber Density	(g/cm ³)	1.77		
Resin Density	(g/cm ³)	1.27		
Composite Density	(g/cm ³)	1.56		
Fiber Areal Weight	(g/m ²)	195		
Fiber Volume	(%)	58	47 - 55	
Ply Thickness	(in)	0.0085	0.0077 - 0.0099	

LAMINATE PROPERTY SUMMARY

Classes of data in Strength/Modulus/Poisson's Ratio/Strain-to-Failure order: A = A75, a = A55, B = B30, b = B18, M = Mean, I = Interim, S = Screening, - = no data (See Table 1.4.2(c))

* DATA WERE SUBMITTED BEFORE THE ESTABLISHMENT OF DATA DOCUMENTATION REQUIREMENTS (JUNE 1989). ALL DOCUMENTATION PRESENTLY REQUIRED WAS NOT SUPPLIED FOR THIS MATERIAL.

MATERIAL:		HITEX 33 6k/E7K8 plain weave fabric				Table 4.2.10(a) C/Ep 195-PW HITEX 33/E7K8 Tension, 2-axis [90_i]₁₂ 75/A, -65/A, 75/W Screening	
RESIN CONTENT:	37-41 wt%	COMP: DENSITY:	1.53-1.55 g/cm ³				
FIBER VOLUME:	51-55 %	VOID CONTENT:	0.0%				
PLY THICKNESS:	0.0087-0.0098 in.						
TEST METHOD:	MODULUS CALCULATION:						
ASTM D 3039-76							
NORMALIZED BY:		Specimen thickness and batch fiber volume to 57% (0.0076 in. CPT)					
Temperature (°F)	75 ambient		-65 ambient		75 wet		
Moisture Content (%)					(1)		
Equilibrium at T, RH					20		
Source Code	20		20		20		
	Normalized	Measured	Normalized	Measured	Normalized	Measured	
F ₂ ^{tu} (ksi)	Mean	131	124	126	122	134	119
	Minimum	120	103	122	111	130	114
	Maximum	139	136	131	131	137	125
	C.V.(%)	4.3	6.8	3.1	6.7	2.8	3.8
	B-value	(2)	(2)	(2)	(2)	(2)	(2)
	Distribution	Weibull	Weibull	Normal	Normal	Normal	Normal
	C ₁	134	128	126	122	134	120
	C ₂	28.2	17.8	3.88	8.16	3.69	4.55
	No. Specimens	20		5		5	
	No. Batches	1		1		1	
Data Class	Screening		Screening		Screening		
E ₂ ^t (Msi)	Mean	8.65	8.14	8.10	7.82	9.61	8.55
	Minimum	8.01	7.52	7.73	7.54	9.26	8.20
	Maximum	9.65	8.62	8.29	8.26	9.94	9.13
	C.V.(%)	6.2	3.1	2.7	3.4	2.8	4.1
	No. Specimens	20		5		5	
No. Batches	1		1		1		
Data Class	Screening		Screening		Screening		
ν ₂₁ ^t	Mean	0.0460				0.0540	
	No. Specimens	5				5	
	No. Batches	1				1	
Data Class	Screening				Screening		
ε ₂ ^{tu} (με)	Mean	14300		15600		10500	
	Minimum	13700		14600		9930	
	Maximum	14900		16500		10800	
	C.V.(%)	3.8		4.4		3.2	
	B-value	(2)		(2)		(2)	
	Distribution	Normal		Normal		Normal	
	C ₁	14300		15600		10500	
	C ₂	541		687		335	
	No. Specimens	5		5		5	
	No. Batches	1		1		1	
Data Class	Screening		Screening		Screening		

- (1) Conditioned at 160°F, 85% relative humidity for 14 days.
- (2) Basis values are presented only for A and B data classes.

* DATA WERE SUBMITTED BEFORE THE ESTABLISHMENT OF DATA DOCUMENTATION REQUIREMENTS (JUNE 1989). ALL DOCUMENTATION PRESENTLY REQUIRED WAS NOT SUPPLIED FOR THIS MATERIAL.

MATERIAL:		HITEX 33 6k/E7K8 plain weave fabric				Table 4.2.10(b) C/Ep 195-PW HITEX 33/E7K8 Tension, 2-axis [90°]₁₂ 180/W Screening	
RESIN CONTENT:	41 wt%	COMP: DENSITY:	1.53 g/cm ³				
FIBER VOLUME:	51 %	VOID CONTENT:	0.0%				
PLY THICKNESS:	0.0089-0.0094 in.						
TEST METHOD:		MODULUS CALCULATION:					
ASTM D 3039-76							
NORMALIZED BY:		Specimen thickness and batch fiber volume to 57% (0.0076 in. CPT)					
Temperature (°F)	180						
Moisture Content (%)	wet						
Equilibrium at T, RH	(1)						
Source Code	20						
		Normalized	Measured	Normalized	Measured	Normalized	Measured
F ₂ ^{tu} (ksi)	Mean	138	122				
	Minimum	120	107				
	Maximum	155	135				
	C.V.(%)	10.2	9.1				
	B-value	(2)	(2)				
	Distribution	Normal	Normal				
	C ₁	138	123				
C ₂	14.1	11.1					
No. Specimens	5						
No. Batches	1						
Data Class	Screening						
E ₂ ^t (Msi)	Mean	9.91	8.80				
	Minimum	9.11	8.23				
	Maximum	10.7	9.23				
	C.V.(%)	7.2	5.3				
	No. Specimens	5					
No. Batches	1						
Data Class	Screening						
ν ₂₁ ^t	Mean	0.0700					
	No. Specimens	5					
	No. Batches	1					
Data Class	Screening						
ε ₂ ^{tu} (με)	Mean	10400					
	Minimum	9840					
	Maximum	10800					
	C.V.(%)	3.6					
	B-value	(2)					
	Distribution	Normal					
	C ₁	10400					
C ₂	372						
No. Specimens	5						
No. Batches	1						
Data Class	Screening						

- (1) Conditioned at 160°F, 85% relative humidity for 14 days.
- (2) Basis values are presented only for A and B data classes.

* DATA WERE SUBMITTED BEFORE THE ESTABLISHMENT OF DATA DOCUMENTATION REQUIREMENTS (JUNE 1989). ALL DOCUMENTATION PRESENTLY REQUIRED WAS NOT SUPPLIED FOR THIS MATERIAL.

MATERIAL: HITEX 33 6k/E7K8 plain weave fabric		Table 4.2.10(c) C/Ep 195-PW HITEX 33/E7K8 Compression, 1-axis [0]₁₂ 75/A, -65/A, 180/A Screening					
RESIN CONTENT: 45 wt%	COMP: DENSITY: 1.51 g/cm ³						
FIBER VOLUME: 47 %	VOID CONTENT: 0.0%						
PLY THICKNESS: 0.0079-0.0099 in.							
TEST METHOD: SACMA SRM 1-88	MODULUS CALCULATION:						
NORMALIZED BY: Specimen thickness and batch fiber volume to 57% (0.0076 in. CPT)							
Temperature (°F)	75 ambient		-65 ambient		180 ambient		
Moisture Content (%)							
Equilibrium at T, RH							
Source Code	20		20		20		
	Normalized	Measured	Normalized	Measured	Normalized	Measured	
F ₁ ^{cu} (ksi)	Mean	136	112	155	128	130	107
	Minimum	111	98.4	147	118	118	94.9
	Maximum	158	128	164	139	139	117
	C.V.(%)	8.4	7.5	5.5	7.5	6.3	7.8
	B-value	(1)	(1)	(1)	(1)	(1)	(1)
	Distribution	Weibull	Weibull	Normal	Normal	Normal	Normal
	C ₁	141	116	155	128	130	107
C ₂	13.3	14.5	8.51	9.57	8.21	8.22	
No. Specimens	20		5		5		
No. Batches	1		1		1		
Data Class	Screening		Screening		Screening		
E ₁ ^c (Msi)	Mean	9.11	7.53	10.1	8.30	9.37	7.75
	Minimum	8.64	6.83	9.72	7.74	9.15	7.38
	Maximum	9.63	8.17	10.8	8.76	9.66	8.66
	C.V.(%)	3.0	5.2	4.0	5.1	2.4	7.1
	No. Specimens	20		5		5	
No. Batches	1		1		1		
Data Class	Screening		Screening		Screening		
ν ₁₂ ^c	Mean						
	No. Specimens						
	No. Batches						
ε ₁ ^{cu} (μϵ)	Mean	14400					
	Minimum	13700					
	Maximum	15200					
	C.V.(%)	3.1					
	B-value	(1)					
	Distribution	Weibull					
C ₁	14600						
C ₂	34.7						
No. Specimens	20						
No. Batches	1						
Data Class	Screening						

(1) Basis values are presented only for A and B data classes.

* DATA WERE SUBMITTED BEFORE THE ESTABLISHMENT OF DATA DOCUMENTATION REQUIREMENTS (JUNE 1989). ALL DOCUMENTATION PRESENTLY REQUIRED WAS NOT SUPPLIED FOR THIS MATERIAL.

MATERIAL: HITEX 33 6k/E7K8 plain weave fabric		Table 4.2.10(d) C/Ep 195-PW HITEX 33/E7K8 Compression, 1-axis [0]₁₂ 75/W, 180/W Screening				
RESIN CONTENT: 45 wt%	COMP: DENSITY: 1.51 g/cm ³					
FIBER VOLUME: 47 %	VOID CONTENT: 0.0%					
PLY THICKNESS: 0.0081-0.0098 in.						
TEST METHOD: SACMA SRM 1-88	MODULUS CALCULATION:					
NORMALIZED BY: Specimen thickness and batch fiber volume to 57% (0.0076 in. CPT)						
Temperature (°F)	75	180				
Moisture Content (%)	wet	wet				
Equilibrium at T, RH	(1)	(1)				
Source Code	20	20				
	Normalized	Measured	Normalized	Measured	Normalized	Measured
	Mean	133	110	68.5	56.4	
	Minimum	130	100	54.2	46.7	
	Maximum	139	116	75.8	62.2	
	C.V.(%)	2.8	5.8	13.6	12.0	
F ₁ ^{cu} (ksi)	B-value	(2)	(2)	(2)	(2)	
	Distribution	Normal	Normal	Normal	Normal	
	C ₁	133	110	68.5	56.4	
	C ₂	3.71	6.36	9.31	6.79	
	No. Specimens	5		5		
	No. Batches	1		1		
	Data Class	Screening		Screening		
E ₁ ^c (Msi)	Mean	8.78	7.24	9.43	7.78	
	Minimum	8.41	7.04	9.32	7.69	
	Maximum	9.07	7.51	9.64	7.89	
	C.V.(%)	3.2	2.5	1.4	9.5	
	No. Specimens	5		5		
	No. Batches	1		1		
	Data Class	Screening		Screening		
ν ₁₂ ^c	Mean					
	No. Specimens					
	No. Batches					
	Data Class					
	Mean		14600			
	Minimum		14000			
	Maximum		15400			
	C.V.(%)		3.6			
ε ₁ ^{cu} (με)	B-value		(2)			
	Distribution		Normal			
	C ₁		14600			
	C ₂		525			
	No. Specimens	5				
	No. Batches	1				
	Data Class	Screening				

- (1) Conditioned at 160°F, 85% relative humidity for 14 days.
- (2) Basis values are presented only for A and B data classes.

* DATA WERE SUBMITTED BEFORE THE ESTABLISHMENT OF DATA DOCUMENTATION REQUIREMENTS (JUNE 1989). ALL DOCUMENTATION PRESENTLY REQUIRED WAS NOT SUPPLIED FOR THIS MATERIAL.

MATERIAL:		HITEX 33 6k/E7K8 plain weave fabric				Table 4.2.10(e) C/Ep 195-PW HITEX 33/E7K8 Compression, 2-axis [90]s 75/A, -65/A, 180/A Screening	
RESIN CONTENT:	39-41 wt%	COMP: DENSITY:	1.53 g/cm ³				
FIBER VOLUME:	51-52 %	VOID CONTENT:	0.0%				
PLY THICKNESS:	0.0083-0.0087 in.						
TEST METHOD:	MODULUS CALCULATION:						
SACMA SRM 1-88							
NORMALIZED BY:		Specimen thickness and batch fiber volume to 57% (0.0076 in. CPT)					
Temperature (°F)	75 ambient		-65 ambient		180 ambient		
Moisture Content (%)							
Equilibrium at T, RH							
Source Code	20		20		20		
	Normalized	Measured	Normalized	Measured	Normalized	Measured	
F ₂ ^{cu} (ksi)	Mean	104	92.4	128	114	99.4	88.6
	Minimum	77.9	70.4	111	98.8	86.4	77.0
	Maximum	125	109	138	123	113	101
	C.V.(%)	13.1	12.6	8.0	8.1	12.0	12.0
	B-value	(1)	(1)	(1)	(1)	(1)	(1)
	Distribution	Weibull	Weibull	Normal	Normal	Normal	Normal
	C ₁	110	97.4	128	114	99.4	88.6
C ₂	9.70	10.5	10.3	9.18	11.9	10.6	
No. Specimens	20		5		5		
No. Batches	1		1		1		
Data Class	Screening		Screening		Screening		
E ₂ ^c (Msi)	Mean	8.92	8.21	9.49	8.74	9.07	8.35
	Minimum	8.50	7.78	9.36	8.65	8.95	8.20
	Maximum	9.40	8.77	9.58	8.93	9.18	8.52
	C.V.(%)	2.5	3.4	0.9	1.3	1.3	1.7
	No. Specimens	20		5		5	
No. Batches	1		1		1		
Data Class	Screening		Screening		Screening		
ν ₂₁ ^c	Mean						
	No. Specimens						
	No. Batches						
ε ₂ ^{cu} (με)	Mean	10900					
	Minimum	10400					
	Maximum	11400					
	C.V.(%)	2.4					
	B-value	(1)					
	Distribution	Weibull					
C ₁	11100						
C ₂	46.5						
No. Specimens	20						
No. Batches	1						
Data Class	Screening						

(1) Basis values are presented only for A and B data classes.

* DATA WERE SUBMITTED BEFORE THE ESTABLISHMENT OF DATA DOCUMENTATION REQUIREMENTS (JUNE 1989). ALL DOCUMENTATION PRESENTLY REQUIRED WAS NOT SUPPLIED FOR THIS MATERIAL.

MATERIAL: HITEX 33 6k/E7K8 plain weave fabric		Table 4.2.10(f) C/Ep 195-PW HITEX 33/E7K8 Compression, 2-axis [90]₆ 75/W, 180/W Screening				
RESIN CONTENT: 39-41 wt%	COMP: DENSITY: 1.53 g/cm ³					
FIBER VOLUME: 51-52 %	VOID CONTENT: 0.0%					
PLY THICKNESS: 0.0080-0.0083 in.						
TEST METHOD: SACMA SRM 1-88	MODULUS CALCULATION:					
NORMALIZED BY: Specimen thickness and batch fiber volume to 57% (0.0076 in. CPT)						
Temperature (°F)	75	180				
Moisture Content (%)	wet	wet				
Equilibrium at T, RH	(1)	(1)				
Source Code	20	20				
	Normalized	Measured	Normalized	Measured	Normalized	Measured
F ₂ ^{cu} (ksi)	Mean	99.2	88.5	84.0	74.9	
	Minimum	80.9	72.2	74.2	66.1	
	Maximum	112	100	88.8	79.2	
	C.V.(%)	12.1	12.1	7.0	6.9	
	B-value	(2)	(2)	(2)	(2)	
	Distribution	Normal	Normal	Normal	Normal	
	C ₁	99.2	88.5	84.0	74.9	
	C ₂	12.0	10.7	5.8	5.20	
	No. Specimens	5		5		
	No. Batches	1		1		
Data Class	Screening		Screening			
E ₂ ^c (Msi)	Mean	9.30	8.56	8.96	8.25	
	Minimum	8.74	7.98	8.69	8.03	
	Maximum	9.56	8.78	9.31	8.43	
	C.V.(%)	3.5	3.9	2.9	2.0	
	No. Specimens	5		5		
No. Batches	1		1			
Data Class	Screening		Screening			
ν ₂₁ ^c	Mean					
	No. Specimens					
	No. Batches					
Data Class						
ε ₂ ^{cu} (μϵ)	Mean		10200			
	Minimum		9910			
	Maximum		10900			
	C.V.(%)		3.7			
	B-value		(2)			
	Distribution		Normal			
	C ₁		10200			
	C ₂		381			
	No. Specimens	5				
	No. Batches	1				
Data Class	Screening					

- (1) Conditioned at 160°F, 85% relative humidity for 14 days.
- (2) Basis values are presented only for A and B data classes.

* DATA WERE SUBMITTED BEFORE THE ESTABLISHMENT OF DATA DOCUMENTATION REQUIREMENTS (JUNE 1989). ALL DOCUMENTATION PRESENTLY REQUIRED WAS NOT SUPPLIED FOR THIS MATERIAL.

MATERIAL: HITEX 33 6k/E7K8 plain weave fabric		Table 4.2.10(g) C/Ep 195-PW HITEX 33/E7K8 Compression, 2-axis [90]₁₂ 75/A, -65/A, 180/A Screening					
RESIN CONTENT: 45 wt%	COMP: DENSITY: 1.51 g/cm ³						
FIBER VOLUME: 47 %	VOID CONTENT: 0.0%						
PLY THICKNESS: 0.0080-0.0097 in.							
TEST METHOD: SACMA SRM 1-88	MODULUS CALCULATION:						
NORMALIZED BY: Specimen thickness and batch fiber volume to 57% (0.0076 in. CPT)							
Temperature (°F)	75 ambient		-65 ambient		180 ambient		
Moisture Content (%)							
Equilibrium at T, RH							
Source Code	20		20		20		
	Normalized	Measured	Normalized	Measured	Normalized	Measured	
F ₂ ^{cu} (ksi)	Mean	132	110	147	122	132	110
	Minimum	114	97.9	138	115	128	106
	Maximum	145	118	161	127	146	117
	C.V.(%)	5.7	5.3	6.0	4.1	5.9	4.7
	B-value	(1)	(1)	(1)	(1)	(1)	(1)
	Distribution	Weibull	Weibull	Normal	Normal	Normal	Normal
	C ₁	136	113	147	122	132	110
C ₂	21.6	23.4	8.78	5.02	7.73	5.12	
No. Specimens	20		5		5		
No. Batches	1		1		1		
Data Class	Screening		Screening		Screening		
E ₂ ^c (Msi)	Mean	8.74	7.27	9.09	7.54	9.11	7.57
	Minimum	8.41	6.70	8.12	7.07	8.61	7.41
	Maximum	9.20	8.06	10.1	7.90	9.49	7.71
	C.V.(%)	2.6	4.7	9.1	5.6	3.8	1.5
	No. Specimens	20		5		5	
No. Batches	1		1		1		
Data Class	Screening		Screening		Screening		
ν ₂₁ ^c	Mean						
	No. Specimens						
	No. Batches						
Data Class							
ε ₂ ^{cu} (με)	Mean	14100					
	Minimum	13400					
	Maximum	14700					
	C.V.(%)	2.6					
	B-value	(1)					
	Distribution	Weibull					
	C ₁	14300					
C ₂	46.4						
No. Specimens	20						
No. Batches	1						
Data Class	Screening						

(1) Basis values are presented only for A and B data classes.

* DATA WERE SUBMITTED BEFORE THE ESTABLISHMENT OF DATA DOCUMENTATION REQUIREMENTS (JUNE 1989). ALL DOCUMENTATION PRESENTLY REQUIRED WAS NOT SUPPLIED FOR THIS MATERIAL.

MATERIAL: HITEX 33 6k/E7K8 plain weave fabric		Table 4.2.10(h) C/Ep 195-PW HITEX 33/E7K8 Compression, 2-axis [90]_i₁₂ 75/W, 180/W Screening				
RESIN CONTENT: 45 wt%	COMP: DENSITY: 1.51 g/cm ³					
FIBER VOLUME: 47 %	VOID CONTENT: 0.0%					
PLY THICKNESS: 0.0080-0.0097 in.						
TEST METHOD: SACMA SRM 1-88	MODULUS CALCULATION:					
NORMALIZED BY: Specimen thickness and batch fiber volume to 57% (0.0076 in. CPT)						
Temperature (°F)	75	180				
Moisture Content (%)	wet	wet				
Equilibrium at T, RH	(1)	(1)				
Source Code	20	20				
	Normalized	Measured	Normalized	Measured	Normalized	Measured
F ₂ ^{cu} (ksi)	Mean	117	97.4	61.1	50.8	
	Minimum	107	88.4	52.2	44.1	
	Maximum	132	105	66.4	57.2	
	C.V.(%)	9.1	6.9	9.9	9.9	
	B-value	(2)	(2)	(2)	(2)	
	Distribution	Normal	Normal	Normal	Normal	
	C ₁	117	97.4	61.1	50.8	
	C ₂	10.6	6.74	6.04	5.01	
	No. Specimens	5		5		
	No. Batches	1		1		
Data Class	Screening		Screening			
E ₂ ^c (Msi)	Mean	8.99	7.48	9.26	7.71	
	Minimum	8.48	7.08	8.76	7.32	
	Maximum	9.54	7.8	9.69	8.39	
	C.V.(%)	4.5	4.0	4.0	6.2	
	No. Specimens	5		5		
No. Batches	1		1			
Data Class	Screening		Screening			
ν ₂₁ ^c	Mean					
	No. Specimens					
	No. Batches					
Data Class						
ε ₂ ^{cu} (με)	Mean		13500			
	Minimum		12700			
	Maximum		14200			
	C.V.(%)		4.2			
	B-value		(2)			
	Distribution		Normal			
	C ₁		13500			
	C ₂		564			
	No. Specimens	5				
	No. Batches	1				
Data Class	Screening					

(1) Conditioned at 160°F, 85% relative humidity for 14 days.
 (2) Basis values are presented only for A and B data classes.

* DATA WERE SUBMITTED BEFORE THE ESTABLISHMENT OF DATA DOCUMENTATION REQUIREMENTS (JUNE 1989). ALL DOCUMENTATION PRESENTLY REQUIRED WAS NOT SUPPLIED FOR THIS MATERIAL.

MATERIAL:		HITEX 33 6k/E7K8 plain weave fabric				Table 4.2.10(i) C/Ep 195-PW HITEX 33/E7K8 SBS, 31-plane [90]_i₆ 75/A, -65/A, 180/A Screening
RESIN CONTENT:	44 wt%	COMP: DENSITY:	1.51 g/cm ³			
FIBER VOLUME:	48 %	VOID CONTENT:	0.18%			
PLY THICKNESS:	0.0077-0.0093 in.					
TEST METHOD:	ASTM D 2344-76		MODULUS CALCULATION:			
NORMALIZED BY:	Not normalized					
Temperature (°F)	75.0	-65.0	75.0	180.0		
Moisture Content (%)	ambient	ambient	wet	wet		
Equilibrium at T, RH			(1)	(1)		
Source Code	20	20	20	20		
F_{31}^{sbs} (ksi)	Mean	8.67	8.83	9.40	8.35	
	Minimum	7.77	8.14	9.20	7.83	
	Maximum	9.40	9.37	9.73	8.80	
	C.V.(%)	5.0	6.3	2.1	4.5	
	B-value	(2)	(2)	(2)	(2)	
	Distribution	Weibull	Normal	Normal	Normal	
	C ₁	8.86	8.83	9.40	8.35	
	C ₂	23.6	0.554	0.202	0.379	
	No. Specimens	20	5	5	5	
	No. Batches	1	1	1	1	
Data Class	Screening	Screening	Screening	Screening		

- (1) Conditioned at 160°F, 85% relative humidity for 14 days.
- (2) Short beam strength test data are approved for Screening Data Class only.

4.2.11 AS4 3k/E7K8 plain weave fabricMaterial Description:

Material: AS4-3k/E7K8

Form: Plain weave fabric, areal weight of 195 g/m², typical cured resin content of 37-48%, typical cured ply thickness of 0.0087 inches.

Processing: Autoclave cure; 290°F, 85 psi for 2 hours. Low exotherm profile for processing of thick parts.

General Supplier Information:

Fiber: AS4 fibers are continuous carbon filaments made from PAN precursor, surface treated to improve handling characteristics and structural properties. Filament count is 3000 filaments/tow. Typical tensile modulus is 34×10^6 psi. Typical tensile strength is 550,000 psi. Good drape.

Matrix: E7K8 is a medium flow, low exotherm epoxy resin. Good tack; up to 20 days out-time at ambient temperature.

Maximum Short Term Service Temperature: >300°F (dry), >190°F (wet)

Typical applications: Primary and secondary structural applications on commercial and military aircraft, jet engine applications such as stationary airfoils and thrust reverser blocker doors.

4.2.11 AS4 3k/E7K8 plain weave fabric*

MATERIAL:	AS4 3k/E7K8 plain weave fabric			C/Ep 195-PW AS4/E7K8 Summary
FORM:	U.S. Polymeric AS4/E7K8 plain weave fabric prepreg			
FIBER:	Hercules AS4 3k	MATRIX:	U.S. Polymeric E7K8	
T _g (dry):	T _g (wet):	T _g METHOD:		
PROCESSING:	Autoclave: 290°F, 2 hours, 85 psig			

* DATA WERE SUBMITTED BEFORE THE ESTABLISHMENT OF DATA DOCUMENTATION REQUIREMENTS (JUNE 1989). ALL DOCUMENTATION PRESENTLY REQUIRED WERE NOT SUPPLIED FOR THIS MATERIAL.

Date of fiber manufacture	Date of testing
Date of resin manufacture	Date of data submittal
Date of form manufacture	Date of analysis
Date of composite manufacture	

1/88, 6/90
1/93

LAMINA PROPERTY SUMMARY

	75°F/A							
Tension, 1-axis								
Tension, 2-axis								
Tension, 3-axis								
Compression, 1-axis	II-I							
Compression, 2-axis								
Compression, 3-axis								
Shear, 12-plane								
Shear, 23-plane								
Shear, 31-plane								
SB Strength, 31-plane	S---							

Classes of data in Strength/Modulus/Poisson's Ratio/Strain-to-Failure order: A = A75, a = A55, B = B30, b = B18, M = Mean, I = Interim, S = Screening, - = no data (See Table 1.4.2(c))

* DATA WERE SUBMITTED BEFORE THE ESTABLISHMENT OF DATA DOCUMENTATION REQUIREMENTS (JUNE 1989). ALL DOCUMENTATION PRESENTLY REQUIRED WERE NOT SUPPLIED FOR THIS MATERIAL.

		Nominal	As Submitted	Test Method
Fiber Density	(g/cm ³)	1.77		
Resin Density	(g/cm ³)	1.28		
Composite Density	(g/cm ³)	1.56		
Fiber Areal Weight	(g/m ²)	195		
Fiber Volume	(%)	58	48 - 55	
Ply Thickness	(in)	0.0087	0.0074 - 0.0088	

LAMINATE PROPERTY SUMMARY

Classes of data in Strength/Modulus/Poisson's Ratio/Strain-to-Failure order: A = A75, a = A55, B = B30, b = B18, M = Mean, I = Interim, S = Screening, - = no data (See Table 1.4.2(c))

* DATA WERE SUBMITTED BEFORE THE ESTABLISHMENT OF DATA DOCUMENTATION REQUIREMENTS (JUNE 1989). ALL DOCUMENTATION PRESENTLY REQUIRED WAS NOT SUPPLIED FOR THIS MATERIAL.

MATERIAL: AS4 3k/E7K8 plain weave fabric		Table 4.2.11(a) C/Ep 195-PW AS4/E7K8 Compression, 1-axis [0]12 75/A Interim				
RESIN CONTENT: 37-48 wt%	COMP: DENSITY: 1.52-1.54 g/cm ³					
FIBER VOLUME: 48-55 %	VOID CONTENT: 0.0-1.9%					
PLY THICKNESS: 0.0074-0.0085 in.						
TEST METHOD: SACMA SRM 1-88	MODULUS CALCULATION:					
NORMALIZED BY: Specimen thickness and batch fiber volume to 57% (0.0076 in. CPT)						
Temperature (°F)	75					
Moisture Content (%)	ambient					
Equilibrium at T, RH						
Source Code	20,27					
	Normalized	Measured	Normalized	Measured	Normalized	Measured
F_1^{cu} (ksi)	Mean	111	988			
	Minimum	64.4	58.0			
	Maximum	138	122			
	C.V.(%)	11.7	11.3			
	B-value	(1)	(1)			
Distribution	ANOVA	ANOVA				
C_1	13.3	11.3				
C_2	1.81	1.80				
No. Specimens	206					
No. Batches	18					
Data Class	Interim					
E_1^c (Msi)	Mean	9.02	8.07			
	Minimum	7.87	7.07			
	Maximum	10.5	9.04			
	C.V.(%)	5.24	4.28			
No. Specimens	210					
No. Batches	18					
Data Class	Interim					
ν_{12}^c	Mean					
	No. Specimens					
	No. Batches					
Data Class						
ϵ_1^{cu} ($\mu\epsilon$)	Mean		11600			
	Minimum		8820			
	Maximum		15000			
	C.V.(%)		14.5			
	B-value		(1)			
Distribution		ANOVA				
C_1			1730			
C_2			1.97			
No. Specimens	190					
No. Batches	17					
Data Class	Interim					

(1) Basis values are presented only for A and B data classes.

* DATA WERE SUBMITTED BEFORE THE ESTABLISHMENT OF DATA DOCUMENTATION REQUIREMENTS (JUNE 1989). ALL DOCUMENTATION PRESENTLY REQUIRED WAS NOT SUPPLIED FOR THIS MATERIAL.

MATERIAL: AS4/E7K8 plain weave fabric		Table 4.2.11(b) C/Ep 195-PW AS4/E7K8 SBS, 31-plane [0]_t1₂ 75/A Screening				
RESIN CONTENT: 38-48 wt%	COMP: DENSITY: 1.52-1.54 g/cm ³					
FIBER VOLUME: 48-55 %	VOID CONTENT: 0.0-1.9%					
PLY THICKNESS: 0.0074-0.0085 in.						
TEST METHOD: ASTM D 2344-84	MODULUS CALCULATION:					
NORMALIZED BY: Not normalized						
Temperature (°F)	75					
Moisture Content (%)	ambient					
Equilibrium at T, RH						
Source Code	20,27					
Mean	9.68					
Minimum	7.53					
Maximum	14.2					
C.V.(%)	12.0					
B-value	(1)					
F ₃₁ ^{sbs} Distribution	ANOVA					
(ksi) C ₁	1.20					
C ₂	1.95					
No. Specimens	170					
No. Batches	16					
Data Class	Screening					

(1) Short beam strength test data are approved for Screening Data Class only.

4.2.12 AS4/3501-6 (bleed) unidirectional tapeMaterial Description:

Material: AS4/3501-6

Form: Unidirectional tape, fiber areal weight of 145 g/m², typical cured resin content of 28%-34%, typical cured ply thickness of 0.0041-0.0062 inches.

Processing: Autoclave cure; 240°F, 85 psi for 1 hour; 350°F, 100 psi for 2 hours; bleed system.

General Supplier Information:

Fiber: AS4 fibers are continuous carbon filaments made from PAN precursor, surface treated to improve handling characteristics and structural properties. Typical tensile modulus is 34×10^6 psi. Typical tensile strength is 550,000 psi.

Matrix: 3501-6 is an amine-cured epoxy resin. It will retain light tack for a minimum of 10 days at room temperature.

Maximum Short Term Service Temperature: 300°F (dry), 180°F (wet)

Typical applications: General purpose structural applications.

4.2.12 AS4/3501-6 (bleed) unidirectional tape*

MATERIAL:	AS4/3501-6 unidirectional tape			C/Ep 145-UT AS4/3501-6 Summary
FORM:	Hercules AS4/3501-6 unidirectional tape prepreg			
FIBER:	Hercules AS4	MATRIX:	Hercules 3501-6	
T _g (dry):	390°F	T _g (wet):	T _g METHOD: TMA	
PROCESSING:	Autoclave cure: 240 ± 10°F, 60 minutes, 85 psig; 350 ± 10°F, 120 ± 10 minutes, 100 ± 10 psig, bleed			

* ALL DOCUMENTATION PRESENTLY REQUIRED WERE NOT SUPPLIED FOR THIS MATERIAL.

Date of fiber manufacture	Date of testing	
Date of resin manufacture	Date of data submittal	6/90
Date of prepreg manufacture	Date of analysis	1/93
Date of composite manufacture		

LAMINA PROPERTY SUMMARY

	75°F/A		200°F/A		75°F/W	200°F/W		
Tension, 1-axis	II--							
Tension, 2-axis	SS--							
Tension, 3-axis								
Compression, 1-axis	IS--		II--		SS--	SS--		
Compression, 2-axis								
Compression, 3-axis								
Shear, 12-plane								
Shear, 23-plane								
Shear, 31-plane								
SB Strength, 31-plane	S---		S---		S---	S---		

Classes of data in Strength/Modulus/Poisson's Ratio/Strain-to-Failure order: A = A75, a = A55, B = B30, b = B18, M = Mean, I = Interim, S = Screening, - = no data (See Table 1.4.2(c))

* ALL DOCUMENTATION PRESENTLY REQUIRED WERE NOT SUPPLIED FOR THIS MATERIAL.

		Nominal	As Submitted	Test Method
Fiber Density	(g/cm ³)	1.8		
Resin Density	(g/cm ³)	1.27		
Composite Density	(g/cm ³)	1.59		
Fiber Areal Weight	(g/m ²)	145		
Fiber Volume	(%)	60	58 - 65	
Ply Thickness	(in)		0.0041 - 0.0059	

LAMINATE PROPERTY SUMMARY

Classes of data in Strength/Modulus/Poisson's Ratio/Strain-to-Failure order: A = A75, a = A55, B = B30, b = B18, M = Mean, I = Interim, S = Screening, - = no data (See Table 1.4.2(c))

* ALL DOCUMENTATION PRESENTLY REQUIRED WAS NOT SUPPLIED FOR THIS MATERIAL.

MATERIAL: AS4/3501-6 (bleed) unidirectional tape		Table 4.2.12(a) C/Ep 145-UT AS4/3501-6 Tension, 1-axis [0]_s 75/A Interim				
RESIN CONTENT: 34-38 wt%	COMP: DENSITY: 1.56 g/cm ³					
FIBER VOLUME: 58-65 %	VOID CONTENT:					
PLY THICKNESS: 0.0048-0.0057 in.						
TEST METHOD: ASTM D 3039-76	MODULUS CALCULATION:					
NORMALIZED BY: Specimen thickness and batch fiber volume to 60% (0.0053 in. CPT)						
Temperature (°F)	75					
Moisture Content (%)	ambient					
Equilibrium at T, RH						
Source Code	26					
	Normalized	Measured	Normalized	Measured	Normalized	Measured
Mean	291	295				
Minimum	263	271				
Maximum	326	326				
C.V.(%)	6.09	5.05				
B-value	(1)	(1)				
F_1^{tu} Distribution	Weibull	Weibull				
(ksi) C ₁	300	302				
C ₂	18.4	20.3				
No. Specimens	21					
No. Batches	7					
Data Class	Interim					
Mean	19.6	19.9				
Minimum	18.0	18.3				
Maximum	21.1	22.6				
C.V.(%)	3.73	6.48				
E_1^t						
(Msi) No. Specimens	21					
No. Batches	7					
Data Class	Interim					
Mean						
No. Specimens						
No. Batches						
Data Class						
v_{12}^t						
Mean						
Minimum						
Maximum						
C.V.(%)						
B-value						
ϵ_1^{tu} Distribution						
($\mu\epsilon$) C ₁						
C ₂						
No. Specimens						
No. Batches						
Data Class						

(1) Basis values are presented only for A and B data classes.

* ALL DOCUMENTATION PRESENTLY REQUIRED WERE NOT SUPPLIED FOR THIS MATERIAL.

MATERIAL: AS4/3501-6 (bleed) unidirectional tape		Table 4.2.12(b) C/Ep 145-UT AS4/3501-6 Tension, 2-axis [90]_s 75/A Screening				
RESIN CONTENT: 28-29 wt%	COMP: DENSITY: 1.60-1.61 g/cm ³					
FIBER VOLUME: 63-64 %	VOID CONTENT:					
PLY THICKNESS: 0.0048-0.0057 in.						
TEST METHOD: ASTM D 3039-76	MODULUS CALCULATION:					
NORMALIZED BY: Not normalized						
Temperature (°F)	75					
Moisture Content (%)	ambient					
Equilibrium at T, RH						
Source Code	26					
F ₂ ^{tu} (ksi)	Mean	7.78				
	Minimum	7.00				
	Maximum	9.50				
	C.V.(%)	12.1				
	B-value	(1)				
	Distribution	Normal				
	C ₁	7.78				
C ₂	0.941					
No. Specimens	6					
No. Batches	2					
Data Class	Screening					
E ₂ ^t (Msi)	Mean	1.48				
	Minimum	1.40				
	Maximum	1.50				
	C.V.(%)	2.75				
	No. Specimens	6				
No. Batches	2					
Data Class	Screening					
ν ₁₂ ^t	Mean					
	No. Specimens					
	No. Batches					
Data Class						
ε ₂ ^{tu} (με)	Mean					
	Minimum					
	Maximum					
	C.V.(%)					
	B-value					
	Distribution					
	C ₁					
C ₂						
No. Specimens						
No. Batches						
Data Class						

(1) Basis values are presented only for A and B data classes.

* ALL DOCUMENTATION PRESENTLY REQUIRED WAS NOT SUPPLIED FOR THIS MATERIAL.

MATERIAL: AS4/3501-6 (bleed) unidirectional tape		Table 4.2.12(c) C/Ep 145-UT AS4/3501-6 Compression, 1-axis [0]_s 75/A, 200/A, 75/W Interim, Screening				
RESIN CONTENT: 28-34 wt%	COMP: DENSITY: 1.58-1.61 g/cm ³					
FIBER VOLUME: 58-65 %	VOID CONTENT:					
PLY THICKNESS: 0.0041-0.0055 in.						
TEST METHOD: SACMA SRM 1-88	MODULUS CALCULATION:					
NORMALIZED BY: Specimen thickness and batch fiber volume to 60% (0.0053 in. CPT)						
Temperature (°F)	75 ambient		200 ambient		75 wet	
Moisture Content (%)					(1)	
Equilibrium at T, RH					26	
Source Code	26		26		26	
	Normalized	Measured	Normalized	Measured	Normalized	Measured
Mean	210	214	196	201	202	213
Minimum	144	161	148	165	165	179
Maximum	269	260	242	237	274	266
C.V.(%)	16.0	13.5	13.6	10.7	18.0	14.1
F_1^{cu}	(2)	(2)	(2)	(2)	(2)	(2)
Distribution	ANOVA	ANOVA	ANOVA	ANOVA	Weibull	Weibull
(ksi) C ₁	34.7	27.7	27.7	22.3	217	226
C ₂	2.39	2.52	2.52	2.35	5.89	7.82
No. Specimens	26		27		10	
No. Batches	7		7		2	
Data Class	Interim		Interim		Screening	
Mean	17.8	18.8	16.3	17.4	17.4	18.5
Minimum	15.1	16.4	13.0	14.3	15.6	17.1
Maximum	20.3	20.0	18.7	19.6	20.3	20.6
C.V.(%)	7.50	7.18	10.7	10.1	9.14	5.84
(Msi) No. Specimens	14		15		10	
No. Batches	3		3		2	
Data Class	Screening		Interim		Screening	
Mean						
No. Specimens						
No. Batches						
Data Class						
Mean						
Minimum						
Maximum						
C.V.(%)						
ϵ_1^{cu}						
Distribution						
($\mu\epsilon$) C ₁						
C ₂						
No. Specimens						
No. Batches						
Data Class						

(1) Conditioned at 140°F, 95% relative humidity for 30 days.

(2) Basis values are presented only for A and B data classes.

* ALL DOCUMENTATION PRESENTLY REQUIRED WAS NOT SUPPLIED FOR THIS MATERIAL.

MATERIAL: AS4/3501-6 (bleed) unidirectional tape		Table 4.2.12(d) C/Ep 145-UT AS4/3501-6 Compression, 1-axis [0]_s 200/W Screening				
RESIN CONTENT: 28-34 wt%	COMP: DENSITY: 1.58-1.61 g/cm ³					
FIBER VOLUME: 58-65 %	VOID CONTENT:					
PLY THICKNESS: 0.0041-0.0055 in.						
TEST METHOD: SACMA SRM 1-88	MODULUS CALCULATION:					
NORMALIZED BY: Specimen thickness and batch fiber volume to 60% (0.0053 in. CPT)						
Temperature (°F)	200					
Moisture Content (%)	wet					
Equilibrium at T, RH						
Source Code	26					
	Normalized	Measured	Normalized	Measured	Normalized	Measured
Mean	169	179				
Minimum	100	107				
Maximum	212	226				
C.V.(%)	22.2	22.9				
B-value	(1)	(1)				
F_1^{cu} Distribution	ANOVA	ANOVA				
(ksi) C ₁	41.7	46.6				
C ₂	5.28	5.72				
No. Specimens	10					
No. Batches	3					
Data Class	Screening					
Mean	17.7	18.7				
Minimum	12.1	13.4				
Maximum	27.2	25.5				
C.V.(%)	21.6	15.8				
(Msi) No. Specimens	10					
No. Batches	3					
Data Class	Screening					
Mean						
No. Specimens						
No. Batches						
Data Class						
Mean						
Minimum						
Maximum						
C.V.(%)						
B-value						
ϵ_1^{cu} Distribution						
($\mu\epsilon$) C ₁						
C ₂						
No. Specimens						
No. Batches						
Data Class						

(1) Basis values are presented only for A and B data classes.

* ALL DOCUMENTATION PRESENTLY REQUIRED WERE NOT SUPPLIED FOR THIS MATERIAL.

MATERIAL: AS4/3501-6 (bleed) unidirectional tape		Table 4.2.12(e) C/Ep 145-UT AS4/3501-6 SBS, 31-plane [0]_s 75/A, 200/A, 75/W, 200/W Screening			
RESIN CONTENT: 30-34 wt%	COMP: DENSITY: 1.58-1.60 g/cm ³				
FIBER VOLUME: 58-62 %	VOID CONTENT:				
PLY THICKNESS: 0.0047-0.0055 in.					
TEST METHOD: ASTM D 2344	MODULUS CALCULATION:				
NORMALIZED BY: Not normalized					
Temperature (°F)	75	200	75	200	
Moisture Content (%)	ambient	ambient	wet	wet	
Equilibrium at T, RH			(1)	(1)	
Source Code	26	26	26	26	
Mean	17.3	13.0	13.9	9.0	
Minimum	14.1	11.1	13.1	8.3	
Maximum	19.4	14.9	15.5	10.1	
C.V.(%)	7.63	11.6	6.13	6.4	
B-value	(2)	(2)	(2)	(2)	
F_{31}^{sbs} Distribution	ANOVA	ANOVA	Normal	Normal	
(ksi) C ₁	1.38	1.59	13.9	9.0	
C ₂	2.62	2.77	0.852	0.58	
No. Specimens	21	21	6	9	
No. Batches	7	7	2	3	
Data Class	Screening	Screening	Screening	Screening	

- (1) Conditioned at 140°F, 95% relative humidity for 30 days.
- (2) Basis values are presented only for A and B data classes.

MATERIAL: AS4/3501-6 (bleed) unidirectional tape		Table 4.2.12(f) C/Ep 145-UT AS4/3501-6 Tension, x-axis [0/45/90/-45]_s 75/A Screening				
RESIN CONTENT: 29-32 wt%	COMP: DENSITY: 1.59-1.60 g/cm ³					
FIBER VOLUME: 60-63 %	VOID CONTENT:					
PLY THICKNESS: 0.0055-0.0062 in.						
TEST METHOD: ASTM D 3039-76	MODULUS CALCULATION: Linear portion of curve					
NORMALIZED BY: Normalized by specimen thickness and batch fiber area weight to 60% (0.0059 in. CPT)						
Temperature (°F)	75					
Moisture Content (%)	ambient					
Equilibrium at T, RH						
Source Code	26					
	Normalized	Measured	Normalized	Measured	Normalized	Measured
Mean	107	95.8				
Minimum	101	90.6				
Maximum	118	106				
C.V.(%)	6.03	5.95				
B-value	(1)	(1)				
F_x^{tu} Distribution	ANOVA	ANOVA				
(ksi) C ₁	7.51	29.9				
C ₂	15.5	14.5				
No. Specimens	6					
No. Batches	2					
Data Class	Screening					
Mean	8.08	7.22				
Minimum	7.39	6.60				
Maximum	9.41	8.40				
C.V.(%)	9.75	9.74				
(Msi) No. Specimens	6					
No. Batches	2					
Data Class	Screening					
Mean						
No. Specimens						
No. Batches						
Data Class						
Mean						
Minimum						
Maximum						
C.V.(%)						
B-value						
ϵ_x^{tu} Distribution						
($\mu\epsilon$) C ₁						
C ₂						
No. Specimens						
No. Batches						
Data Class						

(1) Basis values are presented only for A and B data classes.

MATERIAL:		AS4/3501-6 (bleed) unidirectional tape				Table 4.2.12(g) C/Ep 145-UT AS4/3501-6 Open Hole Tension, x-axis [0/45/90/-45]_s 75/A Screening	
RESIN CONTENT:	29-32 wt%	COMP: DENSITY:	1.59-1.60 g/cm ³				
FIBER VOLUME:	60-63 %	VOID CONTENT:					
PLY THICKNESS:	0.0055-0.0057 in.						
TEST METHOD:	MODULUS CALCULATION:						
SACMA SRM 5-88 (1)							
NORMALIZED BY:		Normalized by specimen thickness and batch fiber areal weight to 60% (0.0056 in. CPT)					
Temperature (°F)	75						
Moisture Content (%)	ambient						
Equilibrium at T, RH							
Source Code	26						
		Normalized	Measured	Normalized	Measured	Normalized	Measured
F_x^{oh} (ksi)	Mean	65.6	62.0				
	Minimum	62.2	59.2				
	Maximum	69.0	65.1				
	C.V.(%)	3.42	3.13				
	B-value	(2)	(2)				
	Distribution	ANOVA	Normal				
	C_1	2.50	62.0				
C_2	12.8	1.94					
No. Specimens	6						
No. Batches	2						
Data Class	Screening						
E_x^{oh} (Msi)	Mean						
	Minimum						
	Maximum						
	C.V.(%)						
	No. Specimens						
No. Batches							
Data Class							
ϵ_x^{oh} ($\mu\epsilon$)	Mean						
	Minimum						
	Maximum						
	C.V.(%)						
	B-value						
Distribution							
C_1							
C_2							
No. Specimens							
No. Batches							
Data Class							

(1) Note SACMA SRM 5-88 uses a [+45/0/-45/90]_{2s} lay-up.

(2) Basis values are presented only for A and B data classes.

4.2.13 AS4/3501-6 (no bleed) unidirectional tapeMaterial Description:

Material: AS4/3501-6

Form: Unidirectional tape, fiber areal weight of 145 g/m², typical cured resin content of 36%-39%, typical cured ply thickness of 0.0055-0.0063 inches.

Processing: Autoclave cure; 240°F, 85 psi for 1 hour; 350°F, 100 psi for 2 hours, no bleed.

General Supplier Information:

Fiber: AS4 fibers are continuous carbon filaments made from PAN precursor, surface treated to improve handling characteristics and structural properties. Typical tensile modulus is 34×10^6 psi. Typical tensile strength is 550,000 psi.

Matrix: 3501-6 is an amine-cured epoxy resin. It will retain light tack for a minimum of 10 days at room temperature.

Maximum Short Term Service Temperature: 300°F (dry), 180°F (wet)

Typical applications: General purpose structural applications.

4.2.13 AS4/3501-6 (no bleed) unidirectional tape*

MATERIAL:	AS4/3501-6 unidirectional tape			C/Ep 145-UT AS4/3501-6 Summary
FORM:	Hercules AS4/3501-6 unidirectional tape prepreg			
FIBER:	Hercules AS4, unsized	MATRIX:	Hercules 3501-6	
T _g (dry):	390°F	T _g (wet):	T _g METHOD: TMA	
PROCESSING:	Autoclave cure: 240 ± 10°F, 60 minutes; 85 psig; 350 ± 10°F, 120 ± 10 minutes, 100 ± 10 psig; no bleed			

* ALL DOCUMENTATION PRESENTLY REQUIRED WERE NOT SUPPLIED FOR THIS MATERIAL.

Date of fiber manufacture	~12/82-8/89	Date of testing	~6/83 - ~4/91
Date of resin manufacture		Date of data submittal	6/90
Date of prepreg manufacture	1/83 - 11/89	Date of analysis	1/93
Date of composite manufacture			

LAMINA PROPERTY SUMMARY

	75°F/A		-65°F/A	200°F/A		200°F/W		
Tension, 1-axis	II--		SS--	SS--				
Tension, 2-axis	SS--							
Tension, 3-axis								
Compression, 1-axis	II--			I---		II--		
Compression, 2-axis								
Compression, 3-axis								
Shear, 12-plane								
Shear, 23-plane								
Shear, 31-plane								
SB Strength, 31-plane	S---			S---				

Classes of data in Strength/Modulus/Poisson's Ratio/Strain-to-Failure order: A = A75, a = A55, B = B30, b = B18, M = Mean, I = Interim, S = Screening, - = no data (See Table 1.4.2(c))

* ALL DOCUMENTATION PRESENTLY REQUIRED WERE NOT SUPPLIED FOR THIS MATERIAL.

		Nominal	As Submitted	Test Method
Fiber Density	(g/cm ³)	1.8		
Resin Density	(g/cm ³)	1.27		
Composite Density	(g/cm ³)	1.59		
Fiber Areal Weight	(g/m ²)	145	142 - 149	
Fiber Volume	(%)	60	52 - 60	
Ply Thickness	(in)		0.0055 - 0.0063	

LAMINATE PROPERTY SUMMARY

	75°F/A							
[0/45/90/-45] family								
Tension, x-axis	S---							
OHT, x-axis	S---							

Classes of data in Strength/Modulus/Poisson's Ratio/Strain-to-Failure order: A = A75, a = A55, B = B30, b = B18, M = Mean, I = Interim, S = Screening, - = no data (See Table 1.4.2(c))

* ALL DOCUMENTATION PRESENTLY REQUIRED WERE NOT SUPPLIED FOR THIS MATERIAL.

MATERIAL:		AS4/3501-6 (no bleed) unidirectional tape				Table 4.2.13(a) C/Ep 145-UT AS4/3501-6 Tension, 1-axis [0]_s 75/A, -65/A, 200/A Interim, Screening	
RESIN CONTENT:	36-39 wt%	COMP: DENSITY:	1.55-1.57 g/cm ³				
FIBER VOLUME:	52-56 %	VOID CONTENT:					
PLY THICKNESS:	0.0055-0.0060 in.						
TEST METHOD:	MODULUS CALCULATION:						
ASTM D 3039-76	Initial tangent						
NORMALIZED BY:	Specimen thickness and batch fiber volume to 60% (0.0053 in. CPT)						
Temperature (°F)	75 ambient		-65 ambient		200 ambient		
Moisture Content (%)							
Equilibrium at T, RH							
Source Code	26		26		26		
	Normalized	Measured	Normalized	Measured	Normalized	Measured	
F_1^{tu} (ksi)	Mean	290	262	261	237	315	286
	Minimum	262	235	207	187	278	247
	Maximum	322	286	300	274	330	297
	C.V.(%)	5.62	5.38	12.4	12.8	4.89	5.59
	B-value Distribution	(1) ANOVA	(1) ANOVA	(1) ANOVA	(1) ANOVA	(1) Nonpara.	(1) Nonpara.
C_1		16.5	14.3	34.9	33.1	6	6
	C_2	2.05	2.01	4.69	5.05	2.25	2.25
No. Specimens	30		9		9		
No. Batches	10		3		3		
Data Class	Interim		Screening		Screening		
E_1^t (Msi)	Mean	18.9	17.1	21.1	19.2	20.8	18.9
	Minimum	17.0	15.5	19.7	17.7	19.4	17.4
	Maximum	20.3	17.9	22.3	21.4	22.0	20.2
	C.V.(%)	4.0	3.20	4.60	5.78	4.72	4.70
	No. Specimens	30		9		9	
No. Batches	10		3		3		
Data Class	Interim		Screening		Screening		
ν_{12}^t	Mean						
	No. Specimens						
	No. Batches						
Data Class							
ϵ_1^{tu} ($\mu\epsilon$)	Mean						
	Minimum						
	Maximum						
	C.V.(%)						
	B-value Distribution						
C_1							
	C_2						
No. Specimens							
No. Batches							
Data Class							

(1) Basis values are presented only for A and B data classes.

* ALL DOCUMENTATION PRESENTLY REQUIRED WERE NOT SUPPLIED FOR THIS MATERIAL.

MATERIAL: AS4/3501-6 (no bleed) unidirectional tape						
RESIN CONTENT: 37 wt% FIBER VOLUME: 54-55 % PLY THICKNESS: 0.0060-0.0062 in.	COMP: DENSITY: 1.56 g/cm ³ VOID CONTENT:					
TEST METHOD: ASTM D 3039-76	MODULUS CALCULATION: Initial tangent					
NORMALIZED BY: Not normalized						
Temperature (°F) Moisture Content (%) Equilibrium at T, RH Source Code	75 ambient 26					
F_2^{tu} (ksi)	Mean 8.0 Minimum 6.8 Maximum 9.3 C.V.(%) 10 B-value (1) Distribution Normal C ₁ 8.0 C ₂ 0.81 No. Specimens 9 No. Batches 3 Data Class Screening					
E_2^t (Msi)	Mean 1.2 Minimum 1.1 Maximum 1.4 C.V.(%) 8.9 No. Specimens 9 No. Batches 3 Data Class Screening					
ν_{21}^t	Mean No. Specimens No. Batches Data Class					
ϵ_2^{tu} (µε)	Mean Minimum Maximum C.V.(%) B-value Distribution C ₁ C ₂ No. Specimens No. Batches Data Class					

Table 4.2.13(b)
C/Ep 145-UT
AS4/3501-6
Tension, 2-axis
[90]₈
75/A
Screening

(1) Basis values are presented only for A and B data classes.

* ALL DOCUMENTATION PRESENTLY REQUIRED WERE NOT SUPPLIED FOR THIS MATERIAL.

MATERIAL:		AS4/3501-6 (no bleed) unidirectional tape				Table 4.2.13(c) C/Ep 145-UT AS4/3501-6 Compression, 1-axis [0]_s 75/A, 200/A, 20/W Interim	
RESIN CONTENT:	36-39 wt%	COMP: DENSITY:	1.55-1.57 g/cm ³				
FIBER VOLUME:	52-56 %	VOID CONTENT:					
PLY THICKNESS:	0.0056-0.0060 in.						
TEST METHOD:	SACMA SRM 1-88		MODULUS CALCULATION:		Initial tangent		
NORMALIZED BY:	Specimen thickness and batch fiber volume to 60% (0.0053 in. CPT)						
Temperature (°F)	75 ambient		200 ambient		200 wet		
Moisture Content (%)					(1)		
Equilibrium at T, RH	26		26		26		
Source Code							
	Normalized	Measured	Normalized	Measured	Normalized	Measured	
Mean	233	211	213	193	191	173	
Minimum	200	186	174	157	142	128	
Maximum	260	234	267	243	220	201	
C.V.(%)	6.39	6.16	9.74	10.0	11.0	11.4	
F_1^{cu}	(2)	(2)	(2)	(2)	(2)	(2)	
Distribution	ANOVA	ANOVA	ANOVA	ANOVA	ANOVA	ANOVA	
(ksi) C_1	15.2	13.4	21.0	19.6	22.4	21.1	
C_2	2.21	2.23	2.00	2.03	4.17	4.25	
No. Specimens	30		30		15		
No. Batches	8		10		3		
Data Class	Interim		Interim		Interim		
Mean	18.8	17.0			18.3	16.6	
Minimum	17.9	16.2			17.5	15.7	
Maximum	19.7	17.8			19.1	17.3	
C.V.(%)	3.21	3.53			2.62	3.16	
E_1^c							
(Msi) No. Specimens	15				15		
No. Batches	3				3		
Data Class	Interim				Interim		
Mean							
No. Specimens							
No. Batches							
Data Class							
ν_{12}^c							
Mean							
Minimum							
Maximum							
C.V.(%)							
ϵ_1^{cu}							
($\mu\epsilon$) B-value							
Distribution							
C_1							
C_2							
No. Specimens							
No. Batches							
Data Class							

(1) Conditioned at 140°F, 95% relative humidity for 30 days.

(2) Basis values are presented only for A and B data classes.

* ALL DOCUMENTATION PRESENTLY REQUIRED WERE NOT SUPPLIED FOR THIS MATERIAL.

MATERIAL:		AS4/3501-6 (no bleed) unidirectional tape			
RESIN CONTENT:	36-39 wt%	COMP: DENSITY:	1.55-1.57 g/cm ³		
FIBER VOLUME:	52-56 %	VOID CONTENT:			
PLY THICKNESS:	0.0057-0.0063 in.				
TEST METHOD:	ASTM D 2344-76		MODULUS CALCULATION: Initial tangent		
NORMALIZED BY:	Not normalized				
Temperature (°F)	75	200			
Moisture Content (%)	ambient	ambient			
Equilibrium at T, RH					
Source Code	26	26			
Mean	17.9	14.0			
Minimum	16.5	12.9			
Maximum	19.0	15.4			
C.V.(%)	4.46	4.73			
B-value	(1)	(1)			
F ₃₁ ^{sbs} (ksi) Distribution	ANOVA	ANOVA			
C ₁	0.824	0.683			
C ₂	2.36	2.34			
No. Specimens	30	30			
No. Batches	8	10			
Data Class	Screening	Screening			

Table 4.2.13(d)
C/Ep 145-UT
AS4/3501-6
SBS, 31-plane
[0]₈
75/A, 200/A
Screening

(1) Short beam strength test data are approved for Screening Data Class only.

MATERIAL: AS4/3501-6 (no bleed) unidirectional tape RESIN CONTENT: 36-37 wt% COMP: DENSITY: 1.56-1.57 g/cm ³ FIBER VOLUME: 54-56 % VOID CONTENT: PLY THICKNESS: 0.0057-0.0062 in. TEST METHOD: MODULUS CALCULATION: ASTM D 3039-76 NORMALIZED BY: NA		Table 4.2.13(e) C/Ep 145-UT AS4/3501-6 Tension, x-axis [0/45/90/-45]_s 75/A Screening				
Temperature (°F)	75					
Moisture Content (%) Equilibrium at T, RH	ambient					
Source Code	26					
F_x^{tu} (ksi)	Mean	87.4				
	Minimum	83.2				
	Maximum	92.8				
	C.V.(%)	3.43				
	B-value Distribution	(1) Normal				
	C ₁	87.4				
	C ₂	3.00				
E_x^t (Msi)	Mean					
	Minimum					
	Maximum					
	C.V.(%)					
ν_{xy}^t	No. Specimens	9				
	No. Batches	3				
	Data Class	Screening				
ϵ_x^{tu} ($\mu\epsilon$)	Mean					
	Minimum					
	Maximum					
	C.V.(%)					
ϵ_x^{tu} ($\mu\epsilon$)	B-value Distribution					
	C ₁					
	C ₂					
ϵ_x^{tu} ($\mu\epsilon$)	No. Specimens					
	No. Batches					
	Data Class					

(1) Basis values are presented only for A and B data classes.

MATERIAL: AS4/3501-6 (no bleed) unidirectional tape RESIN CONTENT: 36-37 wt% COMP: DENSITY: 1.56-1.57 g/cm ³ FIBER VOLUME: 54-56 % VOID CONTENT: PLY THICKNESS: 0.0060-0.0064 in TEST METHOD: MODULUS CALCULATION: SACMA SRM 5-88 (1) NORMALIZED BY: NA		Table 4.2.13(f) C/Ep 145-UT AS4/3501-6 Open Hole Tension, x-axis [0/45/90/-45]_s 75/A Screening				
Temperature (°F)	75					
Moisture Content (%)	ambient					
Equilibrium at T, RH						
Source Code	26					
F_x^{oh} (ksi)	Mean	56.8				
	Minimum	54.4				
	Maximum	60.8				
	C.V.(%)	3.75				
	B-value	(2)				
	Distribution	Normal				
	C ₁	56.8				
C ₂	2.13					
No. Specimens	9					
No. Batches	3					
Data Class	Screening					
E_x^{oh} (Msi)	Mean					
	Minimum					
	Maximum					
	C.V.(%)					
No. Specimens						
No. Batches						
Data Class						
ν_{xy}^t	Mean					
	No. Specimens					
	No. Batches					
Data Class						
ϵ_x^{oh} (µε)	Mean					
	Minimum					
	Maximum					
	C.V.(%)					
	B-value					
	Distribution					
	C ₁					
C ₂						
No. Specimens						
No. Batches						
Data Class						

(1) Note SACMA SRM 5-88 uses a [45/0/-45/90]_{2S} lay-up.
 (2) Basis values are presented only for A and B data classes.

4.2.14 AS4 3k/3501-6 plain weave fabricMaterial Description:

Material: AS4-3k/3501-6

Form: Plain weave fabric, areal weight of 193 g/m², typical cured resin content of 37-41%, typical cured ply thickness of 0.0074-0.0086 inches.

Processing: Autoclave cure; 240°F, 85 psi for 1 hour; 350°F, 100 psi for 2 hours, no bleed.

General Supplier Information:

Fiber: AS4 fibers are continuous carbon filaments made from PAN precursor, surface treated to improve handling characteristics and structural properties. Filament count is 3000 filaments/tow. Typical tensile modulus is 34×10^6 psi. Typical tensile strength is 550,000 psi.

Matrix: 3501-6 is an amine-cured epoxy resin. It will retain light tack for a minimum of 10 days at room temperature.

Maximum Short Term Service Temperature: 300°F (dry), 180°F (wet)

Typical applications: General purpose structural applications.

4.2.14 AS4 3k/3501-6 plain weave*

MATERIAL:	AS4 3k/3501-6 plain weave fabric			C/Ep 193-PW AS4/3501-6 Summary
FORM:	Hercules AW193P plain weave fabric prepreg			
FIBER:	Hercules AS4 3k W	MATRIX:	Hercules 3501-6	
T _g (dry):	T _g (wet):	T _g METHOD:		
PROCESSING:	Autoclave cure: 240 ± 10°F, 60 minutes, 85 psig; 350 ± 10°F, 120 ± 10 minutes, 100 ± 10 psig, no bleed			

* ALL DOCUMENTATION PRESENTLY REQUIRED WERE NOT SUPPLIED FOR THIS MATERIAL.

Date of fiber manufacture	Date of testing	
Date of resin manufacture	Date of data submittal	6/88
Date of prepreg manufacture	Date of analysis	1/93
Date of composite manufacture		

LAMINA PROPERTY SUMMARY

	75°F/A		-65°F/F	200°F/A		75°F/W	200°F/W	
Tension, 1-axis	SS--		SS--	SS--				
Tension, 2-axis								
Tension, 3-axis								
Compression, 1-axis	II--			II--		II--	II--	
Compression, 2-axis								
Compression, 3-axis								
Shear, 12-plane								
Shear, 23-plane								
Shear, 31-plane								
SB Strength, 31-plane	S---			S---		S---	S---	

Classes of data in Strength/Modulus/Poisson's Ratio/Strain-to-Failure order: A = A75, a = A55, B = B30, b = B18, M = Mean, I = Interim, S = Screening, - = no data (See Table 1.4.2(c))

* ALL DOCUMENTATION PRESENTLY REQUIRED WERE NOT SUPPLIED FOR THIS MATERIAL.

		Nominal	As Submitted	Test Method
Fiber Density	(g/cm ³)	1.80		
Resin Density	(g/cm ³)	1.28		
Composite Density	(g/cm ³)	1.58	1.54 - 1.56	
Fiber Areal Weight	(g/m ²)	193	193	
Fiber Volume	(%)	58	51 - 54	
Ply Thickness	(in)	0.0070	0.0074 - 0.0086	

LAMINATE PROPERTY SUMMARY

	75°F/A							
[0 _i /90 _i /±45 _i] Family								
Tension, x-axis	SS--							
[±45 _i /0 _i /90 _i] Family								
OHT, x-axis	S---							

Classes of data in Strength/Modulus/Poisson's Ratio/Strain-to-Failure order: A = A75, a = A55, B = B30, b = B18, M = Mean, I = Interim, S = Screening, - = no data (See Table 1.4.2(c))

* ALL DOCUMENTATION PRESENTLY REQUIRED WERE NOT SUPPLIED FOR THIS MATERIAL.

MATERIAL:		AS4 3k/3501-6 plain weave fabric				Table 4.2.14(a) C/Ep 193-PW AS4/3501-6 Tension, 1-axis [0]_s 75/A, -65/A, 200/A Screening	
RESIN CONTENT:	38 wt%	COMP: DENSITY:	1.56 g/cm ³				
FIBER VOLUME:	53-54 %	VOID CONTENT:					
PLY THICKNESS:	0.0074-0.0080 in.						
TEST METHOD:	MODULUS CALCULATION:						
ASTM D 3039-76							
NORMALIZED BY:		Specimen thickness and batch fiber volume to 57% (0.0074 in. CPT)					
Temperature (°F)	75 ambient		-65 ambient		200 ambient		
Moisture Content (%)	26		26		26		
Equilibrium at T, RH							
Source Code							
	Normalized	Measured	Normalized	Measured	Normalized	Measured	
F_1^{tu} (ksi)	Mean	124	117	112	105	126	119
	Minimum	117	111	103	98.1	116	108
	Maximum	133	124	120	112	133	126
	C.V.(%)	4.18	3.56	4.63	4.00	4.79	5.88
	B-value	(2)	(2)	(2)	(2)	(2)	(2)
	Distribution	Normal	Normal	Normal	Normal	Normal	Normal
	C ₁	124	117	112	105	126	119
	C ₂	5.17	4.15	5.17	4.21	6.05	7.00
	No. Specimens	9		9		9	
	No. Batches	3		3		3	
Data Class	Screening		Screening		Screening		
E_1^t (Msi)	Mean	9.8	9.2	10.5	9.9	10.1	9.5
	Minimum	9.4	8.8	9.7	9.1	7.1	6.7
	Maximum	10.2	9.5	11.1	10.4	10.7	10.1
	C.V.(%)	3.0	2.5	4.6	4.2	11	11
	No. Specimens	9		9		9	
No. Batches	3		3		3		
Data Class	Screening		Screening		Screening		
ν_{12}^t	Mean						
	No. Specimens						
	No. Batches						
ϵ_1^{tu} ($\mu\epsilon$)	Mean						
	Minimum						
	Maximum						
	C.V.(%)						
	B-value						
	Distribution						
	C ₁						
	C ₂						
	No. Specimens						
	No. Batches						
Data Class							

(1) Basis values are presented only for A and B data classes.

* ALL DOCUMENTATION PRESENTLY REQUIRED WERE NOT SUPPLIED FOR THIS MATERIAL.

MATERIAL:		AS4 3k/3501-6 plain weave fabric				Table 4.2.14(b) C/Ep 193-PW AS4/3501-6 Compression, 1-axis [0]₁₄ 75/A, 200/A, 75/W Interim	
RESIN CONTENT:	39-41 wt%	COMP: DENSITY:	1.54-1.55 g/cm ³				
FIBER VOLUME:	51-52 %	VOID CONTENT:					
PLY THICKNESS:	0.0081-0.0086 in.						
TEST METHOD:	MODULUS CALCULATION:						
SACMA SRM 1-88							
NORMALIZED BY:		Specimen thickness and batch fiber volume to 57% (0.0074 in. CPT)					
Temperature (°F)	75		200		75		
Moisture Content (%)	ambient		ambient		(1)		
Equilibrium at T, RH	26		26		wet		
Source Code					26		
	Normalized	Measured	Normalized	Measured	Normalized	Measured	
F_1^{cu} (ksi)	Mean	130	117	108	97.3	112	101
	Minimum	115	104	92.8	83.0	99.6	88.0
	Maximum	140	127	121	109	122	109
	C.V.(%)	6.45	6.49	7.44	7.71	5.56	5.65
	B-value	(2)	(2)	(2)	(2)	(2)	(2)
	Distribution	Nonpara.	Nonpara.	Weibull	Normal	ANOVA	ANOVA
	C ₁	8	8	112	97.3	6.83	6.32
	C ₂	1.54	1.54	15.1	7.51	4.85	5.09
	No. Specimens	15		15		15	
	No. Batches	3		3		3	
Data Class	Interim		Interim		Interim		
E_1^c (Msi)	Mean	9.2	8.3	9.8	8.8	9.4	8.4
	Minimum	8.5	7.7	9.2	8.4	8.8	8.1
	Maximum	9.8	8.8	10.2	9.1	9.9	8.8
	C.V.(%)	3.4	4.3	3.5	2.5	3.0	2.4
	No. Specimens	15		15		15	
No. Batches	3		3		3		
Data Class	Interim		Interim		Interim		
v_{12}^c	Mean						
	No. Specimens						
	No. Batches						
	Data Class						
ϵ_1^{cu} ($\mu\epsilon$)	Mean						
	Minimum						
	Maximum						
	C.V.(%)						
	B-value						
	Distribution						
	C ₁						
	C ₂						
	No. Specimens						
	No. Batches						
Data Class							

(1) Conditioned at 140°F, 95% relative humidity for 30 days.

(2) Basis values are presented only for A and B data classes.

* ALL DOCUMENTATION PRESENTLY REQUIRED WERE NOT SUPPLIED FOR THIS MATERIAL.

MATERIAL: AS4 3k/3501-6 plain weave fabric		Table 4.2.14(c) C/Ep 193-PW AS4/3501-6 Compression, 1-axis [0]_i14 200/W Interim				
RESIN CONTENT: 39-41 wt%	COMP: DENSITY: 1.54-1.55 g/cm ³					
FIBER VOLUME: 51-52 %	VOID CONTENT:					
PLY THICKNESS: 0.0081-0.0086 in.						
TEST METHOD: SACMA SRM 1-88	MODULUS CALCULATION:					
NORMALIZED BY: Specimen thickness and batch fiber volume to 57% (0.0074 in. CPT)						
Temperature (°F)	200					
Moisture Content (%)	(1)					
Equilibrium at T, RH	wet					
Source Code	26					
	Normalized	Measured	Normalized	Measured	Normalized	Measured
F_1^{cu} (ksi)	Mean	58.7	52.7			
	Minimum	51.7	46.2			
	Maximum	65.4	59.7			
	C.V.(%)	7.27	7.58			
	B-value	(2)	(2)			
	Distribution	Weibull	Weibull			
	C ₁	60.6	54.5			
	C ₂	15.6	15.2			
	No. Specimens	15				
	No. Batches	3				
Data Class	Interim					
E_1^c (Msi)	Mean	9.1	8.1			
	Minimum	8.7	7.8			
	Maximum	9.4	8.5			
	C.V.(%)	2.4	2.9			
	No. Specimens	15				
No. Batches	3					
Data Class	Interim					
v_{12}^c	Mean					
	No. Specimens					
	No. Batches					
Data Class						
ϵ_1^{cu} ($\mu\epsilon$)	Mean					
	Minimum					
	Maximum					
	C.V.(%)					
	B-value					
	Distribution					
	C ₁					
	C ₂					
	No. Specimens					
	No. Batches					
Data Class						

(1) Conditioned at 140°F, 95% relative humidity for 30 days.

(2) Basis values are presented only for A and B data classes.

* ALL DOCUMENTATION PRESENTLY REQUIRED WERE NOT SUPPLIED FOR THIS MATERIAL.

MATERIAL:		AS4 3k/3501-6 plain weave fabric			
RESIN CONTENT:	39-41 wt%	COMP: DENSITY:	1.54-1.55 g/cm ³		
FIBER VOLUME:	51-52 %	VOID CONTENT:			
PLY THICKNESS:	0.0077-0.0082 in.				
TEST METHOD:	ASTM D 2344		MODULUS CALCULATION:		
NORMALIZED BY:	Not normalized				
Temperature (°F)	75	200	75	200	
Moisture Content (%)	ambient	ambient	wet	wet	
Equilibrium at T, RH			(1)	(1)	
Source Code	26	26	26	26	
Mean	10.9	8.4	10.9	5.3	
Minimum	9.7	8.1	10.0	5.2	
Maximum	11.9	8.8	11.4	5.5	
C.V.(%)	6.09	2.5	3.47	2.3	
B-value	(2)	(2)	(2)	(2)	
Distribution	Weibull	Normal	Weibull	Nonpara.	
F ₃₁ ^{sbs} (ksi)					
C ₁	11.2	8.4	11.0	7	
C ₂	20.1	0.21	35.4	1.81	
No. Specimens	15	9	15	12	
No. Batches	3	3	3	3	
Data Class	Screening	Screening	Screening	Screening	

Table 4.2.14(d)
C/Ep 193-PW
AS4/3501-6
SBS, 31-plane
[0]_i1₄
75/A, 200/A, 75/W,
200/W
Screening

(1) Conditioned at 140°F, 95% relative humidity for 30 days.
 (2) Basis values are presented only for A and B data classes.

MATERIAL:		AS4 3k/3501-6 plain weave fabric				Table 4.2.14(e) C/Ep 193-PW AS4/3501-6 Tension, x-axis [0_f/90_f/±45_f]_{2S} 75/A Screening	
RESIN CONTENT:	37-38 wt%	COMP: DENSITY:	0.056 lb/in ³				
FIBER VOLUME:	53-54 %	VOID CONTENT:					
PLY THICKNESS:	0.0080-0.0085 in.						
TEST METHOD:	ASTM D 3039-76						
MODULUS CALCULATION:							
NORMALIZED BY:		Normalized by specimen thickness and batch fiber areal weight to 60% (0.0083 in. CPT)					
Temperature (°F)	75						
Moisture Content (%)	ambient						
Equilibrium at T, RH	26						
Source Code							
		Normalized	Measured	Normalized	Measured	Normalized	Measured
F_x^{tu} (ksi)	Mean	76.0	68.5				
	Minimum	68.8	62.0				
	Maximum	83.4	75.1				
	C.V.(%)	7.6	7.60				
	B-value	(1)	(1)				
	Distribution	Normal	Normal				
	C_1	76.0	68.5				
C_2	5.78	5.21					
No. Specimens	9						
No. Batches	3						
Data Class	Screening						
E_x^t (Msi)	Mean	6.7	6.0				
	Minimum	6.2	5.6				
	Maximum	6.9	6.3				
	C.V.(%)	3.5	3.6				
	No. Specimens	9					
No. Batches	3						
Data Class	Screening						
ν_{xy}^t	Mean						
	No. Specimens						
	No. Batches						
Data Class							
ϵ_x^{tu} ($\mu\epsilon$)	Mean						
	Minimum						
	Maximum						
	C.V.(%)						
	B-value						
Distribution							
C_1							
C_2							
No. Specimens							
No. Batches							
Data Class							

(1) Basis values are presented only for A and B data classes.

MATERIAL:		AS4 3k/3501-6 plain weave fabric				Table 4.2.14(f) C/Ep 193-PW AS4/3501-6 Open Hole Tension, x-axis [±45/0/90]_i2S 75/A Screening	
RESIN CONTENT:	37-38 wt%	COMP: DENSITY:	0.056 lb/in ³				
FIBER VOLUME:	53-54 %	VOID CONTENT:					
PLY THICKNESS:	0.0080-0.0085 in.						
TEST METHOD:	SACMA SRM 5-88 (1)						
MODULUS CALCULATION:							
NORMALIZED BY:		Normalized by specimen thickness and batch fiber areal weight to 60% (0.0083 in. CPT)					
		Normalized	Measured	Normalized	Measured	Normalized	Measured
F_x^{oh} (ksi)	Mean	57.0	51.4				
	Minimum	54.0	48.6				
	Maximum	59.7	53.8				
	C.V.(%)	3.4	3.40				
	B-value	(2)	(2)				
	Distribution	ANOVA	ANOVA				
	C ₁	2.12	2.46				
C ₂	5.15	1.20					
	No. Specimens	9					
	No. Batches	3					
	Data Class	Screening					
E_x^t (Msi)	Mean						
	Minimum						
	Maximum						
	C.V.(%)						
	No. Specimens						
	No. Batches						
	Data Class						
ϵ_x^{tu} (µε)	Mean						
	Minimum						
	Maximum						
	C.V.(%)						
	B-value						
	Distribution						
	C ₁						
C ₂							
	No. Specimens						
	No. Batches						
	Data Class						

(1) Note SACMA SRM 5-88 uses a [45/0/-45/90]_s lay-up.

(2) Basis values are presented only for A and B data classes.

4.2.15 AS4 3k/3501-6S 5-harness satin weave fabricMaterial Description:

Material: AS4-3k/3501-6S

Form: 5-harness satin weave fabric, areal weight of 280 g/m², typical cured resin content of 33-35%, typical cured ply thickness of 0.0106 -0.0107 inches.

Processing: Autoclave cure; 240°F, 85 psi for 1 hour, 350°F, 100 psi for 2 hours, no bleed.

General Supplier Information:

Fiber: AS4 fibers are continuous carbon filaments made from PAN precursor, surface treated to improve handling characteristics and structural properties. Filament count is 3000 filaments/tow. Typical tensile modulus is 34×10^6 psi. Typical tensile strength is 550,000 psi.

Matrix: 3501-6S is an amine-cured epoxy resin. This resin is a solvated material. It results in a more drapeable prepreg for use on highly complex parts. This resin is also amenable to cocuring. The hot/wet strengths are slightly lower than the non-solvated resin. It will retain light tack for a minimum of 10 days at room temperature.

Maximum Short Term Service Temperature: 300°F (dry), 180°F (wet)

Typical Applications: General purpose structural applications.

4.2.15 AS4 3k/3501-6S 5-harness satin weave fabric*

MATERIAL:	AS4 3k/3501-6S 5-harness satin weave fabric			C/Ep 280-5HS AS4/3501-6S Summary
FORM:	Hercules AW280 5-harness satin weave fabric prepreg			
FIBER:	Hercules AS4 3k W	MATRIX:	Hercules 3501-6S	
T _g (dry):	T _g (wet):	T _g METHOD:		
PROCESSING:	Autoclave cure: 240 ± 10°F, 60 minutes, 85 psig; 350 ± 10°F, 120 ± 10 minutes, 100 ± 10 psig, no bleed			

* ALL DOCUMENTATION PRESENTLY REQUIRED WERE NOT SUPPLIED FOR THIS MATERIAL.

Date of fiber manufacture	Date of testing	
Date of resin manufacture	Date of data submittal	6/88
Date of prepreg manufacture	Date of analysis	1/93
Date of composite manufacture		

LAMINA PROPERTY SUMMARY

	75°F/A		200°F/A					
Tension, 1-axis	II--							
Tension, 2-axis								
Tension, 3-axis								
Compression, 1-axis	I---		I---					
Compression, 2-axis								
Compression, 3-axis								
Shear, 12-plane								
Shear, 23-plane								
Shear, 31-plane								
SB Strength, 31-plane	S---		S---					

Classes of data in Strength/Modulus/Poisson's Ratio/Strain-to-Failure order: A = A75, a = A55, B = B30, b = B18, M = Mean, I = Interim, S = Screening, - = no data (See Table 1.4.2(c))

* ALL DOCUMENTATION PRESENTLY REQUIRED WERE NOT SUPPLIED FOR THIS MATERIAL.

		Nominal	As Submitted	Test Method
Fiber Density	(g/cm ³)	1.80		
Resin Density	(g/cm ³)	1.28		
Composite Density	(g/cm ³)	1.58	1.58 - 1.59	
Fiber Areal Weight	(g/m ²)	280	279 - 284	
Fiber Volume	(%)	58	57 - 60	
Ply Thickness	(in)		0.0106 - 0.0107	

LAMINATE PROPERTY SUMMARY

Classes of data in Strength/Modulus/Poisson's Ratio/Strain-to-Failure order: A = A75, a = A55, B = B30, b = B18, M = Mean, I = Interim, S = Screening, - = no data (See Table 1.4.2(c))

* ALL DOCUMENTATION PRESENTLY REQUIRED WERE NOT SUPPLIED FOR THIS MATERIAL.

MATERIAL:		AS4 3k/3501-6S 5-harness satin weave fabric				Table 4.2.15(a) C/Ep 280-5HS AS4/3501-6S Tension, 1-axis [0_f]₆ 75/A Interim	
RESIN CONTENT:	33-35 wt%	COMP: DENSITY:	1.58-1.59 g/cm ³				
FIBER VOLUME:	57-60 %	VOID CONTENT:					
PLY THICKNESS:	0.0106-0.0107 in.						
TEST METHOD:	ASTM D 3039-76						
		MODULUS CALCULATION:					
NORMALIZED BY:		Specimen thickness and batch fiber volume to 57% (0.0107 in. CPT)					
Temperature (°F)	75						
Moisture Content (%)	ambient						
Equilibrium at T, RH	26						
Source Code							
		Normalized	Measured	Normalized	Measured	Normalized	Measured
F ₁ ^{tu} (ksi)	Mean	112	115				
	Minimum	97.6	100				
	Maximum	123	126				
	C.V.(%)	5.78	5.55				
	B-value	(1)	(1)				
	Distribution	ANOVA	ANOVA				
	C ₁	6.63	6.55				
C ₂	2.26	2.25					
No. Specimens	30						
No. Batches	10						
Data Class	Interim						
E ₁ ^t (Msi)	Mean	9.73	10.0				
	Minimum	8.93	9.20				
	Maximum	10.1	10.3				
	C.V.(%)	2.48	2.31				
	No. Specimens	30					
No. Batches	10						
Data Class	Interim						
ν ₁₂ ^t	Mean						
	No. Specimens						
	No. Batches						
	Data Class						
ε ₁ ^{tu} (με)	Mean						
	Minimum						
	Maximum						
	C.V.(%)						
	B-value						
	Distribution						
	C ₁						
C ₂							
No. Specimens							
No. Batches							
Data Class							

(1) Basis values are presented only for A and B data classes.

* ALL DOCUMENTATION PRESENTLY REQUIRED WERE NOT SUPPLIED FOR THIS MATERIAL.

MATERIAL:		AS4 3k/3501-6S 5-harness satin weave fabric				Table 4.2.15(b) C/Ep 280-5HS AS4/3501-6S Compression, 1-axis [0]_f₆ 75/A, 200/A Interim	
RESIN CONTENT:	33-35 wt%	COMP: DENSITY:	1.58-1.59 g/cm ³				
FIBER VOLUME:	57-60 %	VOID CONTENT:					
PLY THICKNESS:	0.0106-0.0107 in.						
TEST METHOD:	MODULUS CALCULATION:						
SACMA SRM 1-88							
NORMALIZED BY:		Specimen thickness and batch fiber volume to 57% (0.0107 in. CPT)					
Temperature (°F)	75		200				
Moisture Content (%)	ambient		ambient				
Equilibrium at T, RH							
Source Code	26		26				
		Normalized	Measured	Normalized	Measured	Normalized	Measured
F ₁ ^{cu} (ksi)	Mean	124	128	110	113		
	Minimum	108	111	96.1	99.0		
	Maximum	144	148	122	125		
	C.V.(%)	6.73	6.74	6.31	6.24		
	B-value Distribution	(1) Weibull	(1) Weibull	(1) ANOVA	(1) ANOVA		
C ₁		128	132	7.04	7.15		
	C ₂	15.4	15.3	2.10	2.09		
No. Specimens		30		30			
	No. Batches	10		10			
	Data Class	Interim		Interim			
E ₁ ^c (Msi)	Mean						
	Minimum						
	Maximum						
	C.V.(%)						
No. Specimens							
	No. Batches						
	Data Class						
v ₁₂ ^c	Mean						
	No. Specimens						
	No. Batches						
Data Class							
ε ₁ ^{cu} (με)	Mean						
	Minimum						
	Maximum						
	C.V.(%)						
B-value Distribution							
	C ₁						
	C ₂						
No. Specimens							
	No. Batches						
	Data Class						

(1) Basis values are presented only for A and B data classes.

* ALL DOCUMENTATION PRESENTLY REQUIRED WERE NOT SUPPLIED FOR THIS MATERIAL.

MATERIAL:		AS4 3k/3501-6S 5-harness satin weave fabric			
RESIN CONTENT:	33-35 wt%	COMP: DENSITY:	1.58-1.59 g/cm ³		
FIBER VOLUME:	57-60 %	VOID CONTENT:			
PLY THICKNESS:	0.0106-0.0107 in.				
TEST METHOD:	ASTM D 2344		MODULUS CALCULATION:		
NORMALIZED BY:	Not normalized				
Temperature (°F)	75	200			
Moisture Content (%)	ambient	ambient			
Equilibrium at T, RH					
Source Code	26	26			
Mean	11.0	9.53			
Minimum	9.00	8.40			
Maximum	13.2	10.8			
C.V.(%)	10.8	6.70			
B-value	(1)	(1)			
F_{31}^{sbs} Distribution	ANOVA	ANOVA			
(ksi) C ₁	1.22	0.66			
C ₂	2.18	2.32			
No. Specimens	30	30			
No. Batches	10	10			
Data Class	Screening	Screening			

Table 4.2.15(c)
C/Ep 280-5HS
AS4/3501-6S
SBS, 31-plane
[0]_f₆
75/A, 200/A
Screening

(1) Short beam strength test data are approved for Screening Data Class only.

4.2.16 AS4 6k/3502-6S 5-harness satin weave fabricMaterial Description:

Material: AS4-6k/3502-6S

Form: 5 harness satin weave fabric, fiber areal weight of 365 g/m², typical cured resin content of 56-57%, typical cured ply thickness of 0.0142-0.0157 inches.

Processing: Autoclave cure; 275°F, 85 psi for 45 minutes; 350°F, 85 psi, hold for two hours. Post cure at 400°F to develop optimum 350°F properties.

General Supplier Information:

Fiber: AS4 fibers are continuous high strength, high strain, standard modulus carbon filaments made from PAN precursor. The fibers are surface treated to improve handling characteristics and structural properties. Filament count is 6,000 filaments/tow. Typical tensile modulus is 34 x 10⁶ psi. Typical tensile strength is 550,000 psi.

Matrix: 3502 is an epoxy resin. This is a solvated resin formulated to improve drapeability over complex shapes. The hot/wet strengths will be slightly lower than the non-solvated resin. Good tack up to 10 days out-time at ambient temperature.

Maximum Short Term Service Temperature: 350°F (dry), 180°F (wet)

Typical applications: Primary and secondary structural applications on commercial and military aircraft.

Data Analysis Summary:

1. Only normalized data were made available for analysis.

4.2.16 AS4 6k/3502-6S 5-harness satin weave fabric*

MATERIAL:	AS4 6k/3502 5-harness satin weave fabric			C/Ep 365-5HS AS4/3502 Summary		
FORM:	Hercules A370-5H/3502, 5-harness satin weave fabric, 11 x 11 tow/in. prepreg					
FIBER:	Hercules AS4 6k, surface-treated "W"*, no twist	MATRIX:	Hercules 3502			
T _g (dry):	404°F	T _g (wet):	313°F		T _g METHOD:	TMA
PROCESSING:	Autoclave cure: 280 ± 5°F, 90 minutes, 85+15-0 psi; 350°F, 120 minutes.					

* now "G"

Date of fiber manufacture	10/82-3/83	Date of testing	9/83-1/84
Date of resin manufacture	5/83	Date of data submittal	12/93, 5/94
Date of prepreg manufacture	5/83	Date of analysis	8/94
Date of composite manufacture	8/83-9/83		

LAMINA PROPERTY SUMMARY

	75°F/A		-65°F/A		180°F/W	250°F/W		
Tension, 1-axis	BM--		BM--		BM--	BM--		
Tension, 2-axis								
Tension, 3-axis								
Compression, 1-axis	BM--		IS--		BM--	BM--		
Compression, 2-axis								
Compression, 3-axis								
Shear, 12-plane	BM--		BM--		BS--	BS--		
Shear, 23-plane								
Shear, 31-plane								

Classes of data in Strength/Modulus/Poisson's Ratio/Strain-to-Failure order: A = A75, a = A55, B = B30, b = B18, M = Mean, I = Interim, S = Screening, - = no data (See Table 1.4.2(c))

		Nominal	As Submitted	Test Method
Fiber Density	(g/cm ³)	1.79		
Resin Density	(g/cm ³)	1.26		
Composite Density	(g/cm ³)	1.57	1.55 - 1.60	
Fiber Areal Weight	(g/m ²)	365	361 - 372	
Fiber Volume	(%)	58	56 - 57	
Ply Thickness	(in)	0.0145	0.0142 - 0.0158	

LAMINATE PROPERTY SUMMARY

Classes of data in Strength/Modulus/Poisson's Ratio/Strain-to-Failure order: A = A75, a = A55, B = B30, b = B18, M = Mean, I = Interim, S = Screening, - = no data (See Table 1.4.2(c))

MATERIAL: AS4 6k/3502 5-harness satin weave fabric		Table 4.2.16(a) C/Ep 365 - 5HS AS4/3502 Tension, 1-axis [0_t/90_t/0_t/90_t/90_t/0_t] 75/A, -65/A, 180/W B30, Mean				
RESIN CONTENT: 36-37 wt%	COMP: DENSITY: 1.55-1.56 g/cm ³					
FIBER VOLUME: 56-57 %	VOID CONTENT: 0.0-0.2%					
PLY THICKNESS: 0.0146-0.0157 in.						
TEST METHOD: BMS 8-168D	MODULUS CALCULATION: Linear portion of curve					
NORMALIZED BY: Fiber volume to 57% (0.0145 in. CPT)						
Temperature (°F)	75 ambient		-65 ambient		180	
Moisture Content (%)					1.1 - 1.3	
Equilibrium at T, RH					(1)	
Source Code	49		49		49	
	Normalized	Measured	Normalized	Measured	Normalized	Measured
F_1^{tu} (ksi)	Mean	114		105		117
	Minimum	97.1		87.9		102
	Maximum	126		116		128
	C.V.(%)	6.87		5.33		5.29
	B-value Distribution	91.9 ANOVA	(2)	95.0 Normal	(2)	102 ANOVA
C_1		8.15		104.9		6.31
	C_2	2.70		5.59		2.33
No. Specimens	30		30		30	
No. Batches	5		5		5	
Data Class	B30		B30		B30	
E_1^t (Msi)	Mean	9.61		9.67		10.5
	Minimum	9.29		9.09		9.74
	Maximum	10.4	(2)	10.1	(2)	10.9
	C.V.(%)	3.08		2.35		2.75
	No. Specimens	30		30		30
No. Batches	5		5		5	
Data Class	Mean		Mean		Mean	
ν_{12}^t	Mean					
	No. Specimens					
	No. Batches					
	Data Class					
ϵ_1^{tu} ($\mu\epsilon$)	Mean					
	Minimum					
	Maximum					
	C.V.(%)					
	B-value Distribution					
C_1						
	C_2					
No. Specimens						
No. Batches						
Data Class						

(1) Conditioned at 160°F, 95-100% relative humidity until the moisture content was between 1.1 and 1.3%.

(2) Only normalized data were made available for analysis.

MATERIAL: AS4 6k/3502 5-harness satin weave fabric		Table 4.2.16(b) C/EP 365 - 5HS AS4/3502 Tension, 1-axis [0_t/90_t/0_t/90_t/90_t/0_t] 250/W B30, Mean				
RESIN CONTENT: 36-37 wt%	COMP: DENSITY: 1.55-1.56 g/cm ³					
FIBER VOLUME: 56-57 %	VOID CONTENT: 0.0-0.2%					
PLY THICKNESS: 0.0150-0.0157 in.						
TEST METHOD: BMS 8-168D	MODULUS CALCULATION: Linear portion of curve					
NORMALIZED BY: Fiber volume to 57% (0.0145 in. CPT)						
Temperature (°F)	250					
Moisture Content (%)	1.1 - 1.3					
Equilibrium at T, RH	(1)					
Source Code	49					
	Normalized	Measured	Normalized	Measured	Normalized	Measured
F ₁ ^{tu} (ksi)	Mean	108				
	Minimum	96.8				
	Maximum	119				
	C.V.(%)	4.62				
	B-value	96.6	(2)			
	Distribution	Weibull				
C ₁		111				
	C ₂	23.1				
No. Specimens		30				
No. Batches		5				
Data Class		B30				
E ₁ ^t (Msi)	Mean	10.1				
	Minimum	9.29				
	Maximum	10.7	(2)			
	C.V.(%)	3.65				
No. Specimens		30				
No. Batches		5				
Data Class		Mean				
ν ₁₂ ^t	Mean					
	No. Specimens					
	No. Batches					
Data Class						
ε ₁ ^{tu} (με)	Mean					
	Minimum					
	Maximum					
	C.V.(%)					
	B-value					
Distribution						
C ₁						
C ₂						
No. Specimens						
No. Batches						
Data Class						

- (1) Conditioned at 160°F, 95-100% relative humidity until the moisture content was between 1.1 and 1.3%.
- (2) Only normalized data were made available for analysis.

MATERIAL:		AS4 6k/3502 5-harness satin weave fabric				Table 4.2.16(c) C/EP 365 - 5HS AS4/3502 Compression, 1-axis [0_i/90_i/0_i/90_i/90_i/0_i] 75/A, -65/A, 180/W B30, Mean, Interim	
RESIN CONTENT:	36-37 wt%	COMP: DENSITY:	1.55-1.56 g/cm ³				
FIBER VOLUME:	56-57 %	VOID CONTENT:	0.0-0.2%				
PLY THICKNESS:	0.0142-0.0157 in.						
TEST METHOD:	ASTM D 695M (1) (4)		MODULUS CALCULATION:		Linear portion of curve		
NORMALIZED BY:	Fiber volume to 57% (0.0145 in. CPT)						
Temperature (°F)	75		-65		180		
Moisture Content (%)	ambient		ambient		1.1 - 1.3		
Equilibrium at T, RH					(2)		
Source Code	49		49		49		
		Normalized	Measured	Normalized	Measured	Normalized	Measured
F_1^{cu} (ksi)	Mean	104		108		65.9	
	Minimum	79.7		85.0		52.1	
	Maximum	122		118		76.7	
	C.V.(%)	10.1		8.62		9.81	
	B-value	83.7	(5)	(3)	(5)	52.4	(5)
	Distribution	Weibull		Weibull		Weibull	
	C_1	109		111		68.7	
C_2	12.1		16.4		11.7		
No. Specimens	30		15		30		
No. Batches	5		5		5		
Data Class	B30		Interim		B30		
E_1^c (Msi)	Mean	8.49		8.90		9.21	
	Minimum	8.15		7.70		6.25	
	Maximum	8.86	(5)	11.0	(5)	12.5	(5)
	C.V.(%)	2.13		10.3		18.2	
	No. Specimens	30		14		30	
No. Batches	5		5		5		
Data Class	Mean		Interim		Mean		
ν_{12}^c	Mean						
	No. Specimens						
	No. Batches						
ϵ_1^{cu} ($\mu\epsilon$)	Mean						
	Minimum						
	Maximum						
	C.V.(%)						
	B-value						
	Distribution						
C_1							
C_2							
No. Specimens							
No. Batches							
Data Class							

(1) Tabbed specimen, length 3.12 inch, width 0.050 inch, gage length 0.50 inch.

(2) Conditioned at 160°F, 95-100% relative humidity until the moisture content was between 1.1 and 1.3%.

(3) Basis values are presented only for A and B data classes.

(4) The test method, ASTM D 695M-96, was withdrawn on July 10, 1996.

(5) Only normalized data were made available for analysis.

MATERIAL: AS4 6k/3502 5-harness satin weave fabric		Table 4.2.16(d) C/EP 365 - 5HS AS4/3502 Compression, 1-axis [0_i/90_i/0_i/90_i/90_i/0_i] 250/W B30, Mean				
RESIN CONTENT: 36-37 wt%	COMP: DENSITY: 1.55-1.56 g/cm ³					
FIBER VOLUME: 56-57 %	VOID CONTENT: 0.0-0.2%					
PLY THICKNESS: 0.0142-0.0157 in.						
TEST METHOD: ASTM D 695M (1) (3)	MODULUS CALCULATION: Linear portion of curve					
NORMALIZED BY: Fiber volume to 57% (0.0145 in. CPT)						
Temperature (°F)	250					
Moisture Content (%)	1.1 - 1.3					
Equilibrium at T, RH	(2)					
Source Code	49					
	Normalized	Measured	Normalized	Measured	Normalized	Measured
F ₁ ^{cu} (ksi)	Mean	56.3				
	Minimum	45.5				
	Maximum	75.2				
	C.V.(%)	16.0				
	B-value Distribution	30.5 ANOVA	(4)			
	C ₁	9.41				
	C ₂	2.75				
No. Specimens	30					
No. Batches	5					
Data Class	B30					
E ₁ ^c (Msi)	Mean	10.3				
	Minimum	8.88				
	Maximum	12.4	(4)			
	C.V.(%)	6.60				
	No. Specimens	30				
No. Batches	5					
Data Class	Mean					
ν ₁₂ ^c	Mean					
	No. Specimens					
	No. Batches					
ε ₁ ^{cu} (με)	Mean					
	Minimum					
	Maximum					
C.V.(%)						
B-value Distribution						
C ₁						
C ₂						
No. Specimens						
No. Batches						
Data Class						

- (1) Tabbed specimen, length 3.12 inch, width 0.050 inch, gage length 0.50 inch.
- (2) Conditioned at 160°F, 95-100% relative humidity until the moisture content was between 1.1 and 1.3%.
- (3) The test method, ASTM D 695M-96, was withdrawn on July 10, 1996.
- (4) Only normalized data were made available for analysis.

MATERIAL:		AS4 6k/3502 5-harness satin weave fabric				Table 4.2.16(e) C/EP 365 - 5HS AS4/3502 Shear, 12-plane [±45_r/±45_r/±45_r] 75/A, -65/A, 180/W, 250/W B30, Mean, Screening
RESIN CONTENT:	36-37 wt%	COMP: DENSITY:	1.55-1.56 g/cm ³			
FIBER VOLUME:	56-57 %	VOID CONTENT:	0.0-0.2%			
PLY THICKNESS:	0.0145-0.0158 in.					
TEST METHOD:		MODULUS CALCULATION:				
ASTM D 3518-76		Linear portion of curve				
NORMALIZED BY:		Not normalized				
Temperature (°F)	75	-65	180	250		
Moisture Content (%)	ambient	ambient	1.1 - 1.3	1.1 - 1.3		
Equilibrium at T, RH			(1)	(1)		
Source Code	49	49	49	49		
F ₁₂ ^{su} (ksi)	Mean	12.6	14.0	11.7	9.30	
	Minimum	11.4	12.1	10.7	8.27	
	Maximum	13.7	15.4	12.9	10.5	
	C.V.(%)	5.61	7.47	5.24	6.76	
	B-value	10.1	10.1	9.53	6.95	
	Distribution	ANOVA	ANOVA	ANOVA	ANOVA	
	C ₁	0.775	1.16	0.669	0.698	
	C ₂	3.21	3.36	3.20	3.37	
	No. Specimens	36	36	36	36	
	No. Batches	5	5	5	5	
Data Class	B30	B30	B30	B30		
G ₁₂ ^s (Msi)	Mean	0.514	0.682	0.204	0.174	
	Minimum	0.485	0.638	0.196	0.147	
	Maximum	0.553	0.731	0.212	0.203	
	C.V.(%)	3.68	3.40	2.82	11.8	
	No. Specimens	36	36	6	5	
No. Batches	5	5	1	1		
Data Class	Mean	Mean	Screening	Screening		
γ ₁₂ ^{su} (με)	Mean					
	Minimum					
	Maximum					
	C.V.(%)					
	B-value					
	Distribution					
	C ₁					
C ₂						
No. Specimens						
No. Batches						
Data Class						

(1) Conditioned at 160°F, 95-100% relative humidity until the moisture content was between 1.1 and 1.3%.

4.2.17 T-300 15k/976 unidirectional tapeMaterial Description:

Material: T-300 15k/976

Form: Unidirectional tape, fiber areal weight of 152 g/m², typical cured resin content of 25-35%, typical cured ply thickness of 0.0051 inches.

Processing: Autoclave cure; 250°F, 100 psi for 45 mins.; 350°F, 2 hours.

General Supplier Information:

Fiber: T-300 fibers are continuous carbon filaments made from PAN precursor, surface treated to improve handling characteristics and structural properties. Filament count is 15,000 filaments/tow. Typical tensile modulus is 33×10^6 psi. Typical tensile strength is 530,000 psi.

Matrix: 976 is a high flow, modified epoxy resin that meets the NASA outgassing requirements. 10 days out-time at 72°F.

Maximum Short Term Service Temperature: 350°F (dry), 250°F (wet)

Typical applications: General purpose commercial and military structural applications, good hot/wet properties.

4.2.17 T-300 15k/976 unidirectional tape*

MATERIAL:	T300 15k/976 unidirectional tape			C/Ep - UT T300 15k/976 Summary	
FORM:	Fiberite T300/976 unidirectional tape prepreg				
FIBER:	Union Carbide T300 15k	MATRIX:	Fiberite 976		
T _g (dry):	518°F	T _g (wet):	493°F		T _g METHOD: DMA
PROCESSING:	Autoclave cure: 250°F, 100 psi, 45 minutes; 350°F, 2 hours				

* DATA WERE SUBMITTED BEFORE THE ESTABLISHMENT OF DATA DOCUMENTATION REQUIREMENTS (JUNE 1989). ALL DOCUMENTATION PRESENTLY REQUIRED WERE NOT SUPPLIED FOR THIS MATERIAL.

Date of fiber manufacture	Date of testing	
Date of resin manufacture	Date of data submittal	2/82
Date of prepreg manufacture	Date of analysis	9/94
Date of composite manufacture		

LAMINA PROPERTY SUMMARY

	72°F/A		-67°F/A	260°F/A	350°F/A			
Tension, 1-axis	SSSS		SSSS	SSSS	SSSS			
Tension, 2-axis	SS-S		SS-S	SS-S	SS-S			
Tension, 3-axis								
Compression, 1-axis	SS-S		SS-S	SS-S	SS-S			
Compression, 2-axis	SS-S		SS-S	SS-S	SS-S			
Compression, 3-axis								
Shear, 12-plane	SS--		SS--	SS--	SS--			
Shear, 23-plane								
Shear, 31-plane								
SB Strength, 31-plane	S---		S---	S---	S---			

Classes of data in Strength/Modulus/Poisson's Ratio/Strain-to-Failure order: A = A75, a = A55, B = B30, b = B18, M = Mean, I = Interim, S = Screening, - = no data (See Table 1.4.2(c))

* DATA WERE SUBMITTED BEFORE THE ESTABLISHMENT OF DATA DOCUMENTATION REQUIREMENTS (JUNE 1989). ALL DOCUMENTATION PRESENTLY REQUIRED WERE NOT SUPPLIED FOR THIS MATERIAL.

		Nominal	As Submitted	Test Method
Fiber Density	(g/cm ³)	1.78		
Resin Density	(g/cm ³)	1.28		
Composite Density	(g/cm ³)	1.62	1.58 - 1.65	
Fiber Areal Weight	(g/m ²)	152		
Fiber Volume	(%)	68	60 - 70	
Ply Thickness	(in)		0.0049 - 0.0053	

LAMINATE PROPERTY SUMMARY

Classes of data in Strength/Modulus/Poisson's Ratio/Strain-to-Failure order: A = A75, a = A55, B = B30, b = B18, M = Mean, I = Interim, S = Screening, - = no data (See Table 1.4.2(c))

* DATA WERE SUBMITTED BEFORE THE ESTABLISHMENT OF DATA DOCUMENTATION REQUIREMENTS (JUNE 1989). ALL DOCUMENTATION PRESENTLY REQUIRED WAS NOT SUPPLIED FOR THIS MATERIAL.

MATERIAL: T300 15k/976 unidirectional tape		<div style="border: 2px solid black; padding: 5px; text-align: center;"> Table 4.2.17(a) C/Ep - UT T300 15k/976 Tension, 1-axis [0]₆ 72/A, -67/A, 260/A Screening </div>					
RESIN CONTENT: 35 wt%	COMP: DENSITY: 1.60 g/cm ³						
FIBER VOLUME: 59 %	VOID CONTENT: approx. 0.0%						
PLY THICKNESS: 0.0053 in.							
TEST METHOD: ASTM D 3039-76	MODULUS CALCULATION: Linear portion of curve						
NORMALIZED BY: Fiber volume to 60% (0.0053 in. CPT)							
Temperature (°F)	72 ambient	-67 ambient		260 ambient			
Moisture Content (%)							
Equilibrium at T, RH							
Source Code	48	48		48			
	Normalized	Measured	Normalized	Measured	Normalized	Measured	
F ₁ ^{tu} (ksi)	Mean	211	207	199	197	236	232
	Minimum	185	191	187	173	205	212
	Maximum	235	219	220	214	256	255
	C.V.(%)	11.2	6.47	6.83	7.67	9.88	6.84
	B-value Distribution	(1) Normal	(1) Normal	(1) Normal	(1) Normal	(1) Normal	(1) Normal
C ₁		211	207	199	197	236	232
	C ₂	23.6	13.4	13.6	15.1	23.3	15.9
No. Specimens	5		5		5		
No. Batches	1		1		1		
Data Class	Screening		Screening		Screening		
E ₁ ^t (Msi)	Mean	19.6	19.3	20.8	20.4	22.6	22.4
	Minimum	17.8	18.2	19.5	19.6	20.5	21.2
	Maximum	21.2	20.4	22.6	21.0	24.9	22.9
	C.V.(%)	6.09	5.18	5.88	2.74	8.97	2.19
	No. Specimens	5		5		5	
No. Batches	1		1		1		
Data Class	Screening		Screening		Screening		
ν ₁₂ ^t	Mean	0.318		0.318		0.312	
	No. Specimens	5		5		5	
	No. Batches	1		1		1	
Data Class	Screening		Screening		Screening		
ε ₁ ^{tu} (με)	Mean	10400		8600		9900	
	Minimum	10000		8000		9500	
	Maximum	10800		9000		10500	
	C.V.(%)	3.42		5.29		4.46	
	B-value Distribution	(1) Normal		(1) Normal		(1) Normal	
C ₁	10400		8600		9900		
C ₂	356		454		442		
No. Specimens	5		4		5		
No. Batches	1		1		1		
Data Class	Screening		Screening		Screening		

(1) Basis values are presented only for A and B data classes.

* DATA WERE SUBMITTED BEFORE THE ESTABLISHMENT OF DATA DOCUMENTATION REQUIREMENTS (JUNE 1989). ALL DOCUMENTATION PRESENTLY REQUIRED WAS NOT SUPPLIED FOR THIS MATERIAL.

MATERIAL: T300 15k/976 unidirectional tape		Table 4.2.17(b) C/Ep - UT T300 15k/976 Tension, 1-axis [0]₆ 350/A Screening				
RESIN CONTENT: 35 wt%	COMP: DENSITY: 1.60 g/cm ³					
FIBER VOLUME: 59 %	VOID CONTENT: approx. 0.0%					
PLY THICKNESS: 0.0053 in.						
TEST METHOD: ASTM D 3039-76	MODULUS CALCULATION: Linear portion of curve					
NORMALIZED BY: Fiber volume to 60% (0.0053 in. CPT)						
Temperature (°F)	350					
Moisture Content (%)	ambient					
Equilibrium at T, RH						
Source Code	48					
	Normalized	Measured	Normalized	Measured	Normalized	Measured
F ₁ ^{tu} (ksi)	Mean	232	228			
	Minimum	212	219			
	Maximum	248	242			
	C.V.(%)	7.11	3.77			
	B-value Distribution	(1) Normal	(1) Normal			
C ₁ C ₂	C ₁	232	228			
	C ₂	16.5	8.63			
	No. Specimens	5				
No. Batches	1					
Data Class	Screening					
E ₁ ^t (Msi)	Mean	22.4	22.1			
	Minimum	21.0	20.2			
	Maximum	24.2	23.9			
	C.V.(%)	5.59	6.19			
	No. Specimens	5				
No. Batches	1					
Data Class	Screening					
ν ₁₂ ^t	Mean		0.348			
	No. Specimens	5				
	No. Batches	1				
Data Class	Screening					
ε ₁ ^{tu} (με)	Mean		9930			
	Minimum		9600			
	Maximum		10700			
	C.V.(%)		5.29			
	B-value Distribution		(2) Normal			
C ₁ C ₂	C ₁		9930			
	C ₂		525			
No. Specimens	4					
No. Batches	1					
Data Class	Screening					

(1) Basis values are presented only for A and B data classes.

* DATA WERE SUBMITTED BEFORE THE ESTABLISHMENT OF DATA DOCUMENTATION REQUIREMENTS (JUNE 1989). ALL DOCUMENTATION PRESENTLY REQUIRED WAS NOT SUPPLIED FOR THIS MATERIAL.

Temperature (°F)	72 ambient	-67 ambient	260 ambient	350 ambient				
MATERIAL:	T300 15k/976 unidirectional tape					Table 4.2.17(c) C/Ep - UT T300 15k/976 Tension, 2-axis [90]₁₅ 72/A, -67/A, 260/A, 350/A Screening		
RESIN CONTENT:	25 wt%		COMP: DENSITY:	1.64 g/cm ³				
FIBER VOLUME:	69 %		VOID CONTENT:	approx. 0.0%				
PLY THICKNESS:	0.0049 in.							
TEST METHOD:	ASTM D 3039-76					MODULUS CALCULATION:		
						Linear portion of curve		
NORMALIZED BY:	Not normalized							
Moisture Content (%) Equilibrium at T, RH Source Code	48	48	48	48				
Mean	5.66	4.73	3.81	3.47				
Minimum	4.53	3.23	2.87	2.67				
Maximum	6.52	6.29	4.68	3.83				
C.V.(%)	15.4	25.1	17.4	13.2				
F_2^{tu} (ksi)								
B-value	(1)	(1)	(1)	(1)				
Distribution	Normal	Normal	Normal	Normal				
C ₁	5.66	4.73	3.812	3.47				
C ₂	0.870	1.19	0.664	0.458				
No. Specimens	5	5	5	5				
No. Batches	1	1	1	1				
Data Class	Screening	Screening	Screening	Screening				
Mean	1.34	1.69	1.37	1.30				
Minimum	1.28	1.49	1.16	1.25				
Maximum	1.39	1.88	1.55	1.43				
C.V.(%)	3.13	9.01	10.1	5.83				
E_2^t (Msi)								
No. Specimens	5	5	5	5				
No. Batches	1	1	1	1				
Data Class	Screening	Screening	Screening	Screening				
Mean								
No. Specimens								
No. Batches								
Data Class								
Mean	3900	2760	2640	2620				
Minimum	3200	1900	2100	2200				
Maximum	4600	3300	3400	3000				
C.V.(%)	14.6	20.4	19.1	13.3				
ϵ_2^{tu} (µε)								
B-value	(1)	(1)	(1)	(1)				
Distribution	Normal	Normal	Normal	Normal				
C ₁	3900	2760	2640	2620				
C ₂	570	564	503	349				
No. Specimens	5	5	5	5				
No. Batches	1	1	1	1				
Data Class	Screening	Screening	Screening	Screening				

(1) Basis values are presented only for A and B data classes.

* DATA WERE SUBMITTED BEFORE THE ESTABLISHMENT OF DATA DOCUMENTATION REQUIREMENTS (JUNE 1989). ALL DOCUMENTATION PRESENTLY REQUIRED WAS NOT SUPPLIED FOR THIS MATERIAL.

MATERIAL:		T300 15k/976 unidirectional tape				Table 4.2.17(d) C/Ep - UT T300 15k/976 Compression, 1-axis [0]₂₀ 72/A, -67/A, 260/A Screening	
RESIN CONTENT:	24 wt%	COMP: DENSITY:	1.63 g/cm ³				
FIBER VOLUME:	70 %	VOID CONTENT:	approx. 0.0%				
PLY THICKNESS:	0.0050 in.						
TEST METHOD:	ASTM D 3410A-75		MODULUS CALCULATION:				
			Linear portion of curve				
NORMALIZED BY:	Fiber volume to 60% (0.0053 in. CPT)						
Temperature (°F)	72 ambient		-67 ambient		260 ambient		
Moisture Content (%)	48		48		48		
Equilibrium at T, RH							
Source Code							
	Normalized	Measured	Normalized	Measured	Normalized	Measured	
F_1^{cu} (ksi)	Mean	188	218	192	223	147	171
	Minimum	139	162	169	196	95.6	111
	Maximum	214	248	218	254	177	205
	C.V.(%)	15.9	15.9	9.76	9.76	21.7	21.7
	B-value Distribution	(1) Normal	(1) Normal	(1) Normal	(1) Normal	(1) Normal	(1) Normal
C_1		188	218	192	223	147	171
	C_2	29.9	34.7	18.8	21.8	31.9	37.1
No. Specimens	5		5		5		
No. Batches	1		1		1		
Data Class	Screening		Screening		Screening		
E_1^c (Msi)	Mean	18.7	21.8	18.8	21.9	18.4	21.4
	Minimum	14.9	17.3	16.2	18.8	10.8	12.6
	Maximum	21.9	25.5	25.5	29.6	22.6	26.2
	C.V.(%)	13.4	13.4	20.1	20.1	26.5	26.5
	No. Specimens	5		5		5	
No. Batches	1		1		1		
Data Class	Screening		Screening		Screening		
ν_{12}^c	Mean						
	No. Specimens						
	No. Batches						
Data Class							
ϵ_1^{cu} ($\mu\epsilon$)	Mean	12500		14500		8860	
	Minimum	9500		9900		6300	
	Maximum	19600		20000		12600	
	C.V.(%)	32.2		31.5		30.2	
	B-value Distribution	(1) Normal		(1) Normal		(1) Normal	
C_1		12500		14500		8860	
	C_2	404		4560		2670	
No. Specimens	5		5		5		
No. Batches	1		1		1		
Data Class	Screening		Screening		Screening		

(1) Basis values are presented only for A and B data classes.

* DATA WERE SUBMITTED BEFORE THE ESTABLISHMENT OF DATA DOCUMENTATION REQUIREMENTS (JUNE 1989). ALL DOCUMENTATION PRESENTLY REQUIRED WAS NOT SUPPLIED FOR THIS MATERIAL.

MATERIAL: T300 15k/976 unidirectional tape		Table 4.2.17(e) C/Ep - UT T300 15k/976 Compression, 1-axis [0]₂₀ 350/A Screening				
RESIN CONTENT: 24 wt%	COMP: DENSITY: 1.63 g/cm ³					
FIBER VOLUME: 70 %	VOID CONTENT: approx. 1.0%					
PLY THICKNESS: 0.0050 in.						
TEST METHOD: ASTM D 3410A-75	MODULUS CALCULATION: Linear portion of curve					
NORMALIZED BY: Fiber volume to 60% (0.0053 in. CPT)						
Temperature (°F)	350 ambient					
Moisture Content (%)	48					
Equilibrium at T, RH						
Source Code						
	Normalized	Measured	Normalized	Measured	Normalized	Measured
F_1^{cu} (ksi)	Mean	136	159			
	Minimum	107	124			
	Maximum	160	186			
	C.V.(%)	18.5	18.5			
	B-value	(1)	(1)			
	Distribution	Normal	Normal			
	C ₁	136	159			
	C ₂	25.2	29.3			
	No. Specimens	5				
	No. Batches	1				
Data Class	Screening					
E_1^c (Msi)	Mean	19.7	22.9			
	Minimum	16.5	19.1			
	Maximum	23.0	26.7			
	C.V.(%)	13.2	13.2			
	No. Specimens	5				
No. Batches	1					
Data Class	Screening					
ν_{12}^c	Mean					
	No. Specimens					
	No. Batches					
	Data Class					
ϵ_1^{cu} ($\mu\epsilon$)	Mean	9400				
	Minimum	5000				
	Maximum	14000				
	C.V.(%)	39.7				
	B-value	(2)				
	Distribution	Normal				
	C ₁	9400				
	C ₂	3730				
	No. Specimens	5				
	No. Batches	1				
Data Class	Screening					

(1) Basis values are presented only for A and B data classes.

* DATA WERE SUBMITTED BEFORE THE ESTABLISHMENT OF DATA DOCUMENTATION REQUIREMENTS (JUNE 1989). ALL DOCUMENTATION PRESENTLY REQUIRED WAS NOT SUPPLIED FOR THIS MATERIAL.

Temperature (°F)	72 ambient	-67 ambient	260 ambient	350 ambient				
MATERIAL:	T300 15k/976 unidirectional tape					Table 4.2.17(f) C/Ep - UT T300 15k/976 Compression, 2-axis [90]₂₀ 72/A, -67/A, 260/A, 350/A Screening		
RESIN CONTENT:	24 wt%		COMP: DENSITY:	1.63 g/cm ³				
FIBER VOLUME:	70 %		VOID CONTENT:	approx 0.0%				
PLY THICKNESS:	0.0050 in.							
TEST METHOD:	ASTM D 3410A-75					MODULUS CALCULATION:		
						Linear portion of curve		
NORMALIZED BY:	Not normalized							
Moisture Content (%) Equilibrium at T, RH	48	48	48	48				
Source Code	48	48	48	48				
Mean	30.0	35.1	22.6	19.1				
Minimum	26.7	26.7	19.4	17.3				
Maximum	31.9	44.9	25.7	22.8				
C.V.(%)	7.10	18.9	10.7	11.7				
B-value	(1)	(1)	(1)	(1)				
Distribution	Normal	Normal	Normal	Normal				
F_2^{cu} (ksi)	C ₁	30.0	35.1	22.6	19.1			
	C ₂	2.13	6.62	2.42	2.24			
No. Specimens	5	5	5	5				
No. Batches	1	1	1	1				
Data Class	Screening	Screening	Screening	Screening				
Mean	1.46	1.84	1.84	1.64				
Minimum	1.32	1.46	1.37	1.25				
Maximum	1.73	2.18	3.03	2.02				
C.V.(%)	11.1	17.0	36.7	19.6				
E_2^c (Msi)	No. Specimens	5	5	5	5			
	No. Batches	1	1	1	1			
	Data Class	Screening	Screening	Screening	Screening			
Mean								
No. Specimens								
No. Batches								
Data Class								
v_{21}^c								
Mean	32300	22100	14900	14200				
Minimum	7900	13000	9600	6900				
Maximum	46300	27700	21400	21300				
C.V.(%)	44.7	31.1	40.1	47.2				
B-value	(1)	(1)	(2)	(1)				
Distribution	Normal	Normal		Normal				
ϵ_2^{cu} (µε)	C ₁	32300	22100	14200				
	C ₂	14400	6880	6720				
No. Specimens	5	5	3	5				
No. Batches	1	1	1	1				
Data Class	Screening	Screening	Screening	Screening				

(1) Basis values are presented only for A and B data classes.

(2) The statistical analysis is not completed for less than four specimens.

* DATA WERE SUBMITTED BEFORE THE ESTABLISHMENT OF DATA DOCUMENTATION REQUIREMENTS (JUNE 1989). ALL DOCUMENTATION PRESENTLY REQUIRED WAS NOT SUPPLIED FOR THIS MATERIAL.

Temperature (°F)	72	-67	260	350	
MATERIAL:	T300 15k/976 unidirectional tape				Table 4.2.17(g) C/Ep - UT T300 15k/976 Shear, 12-plane [±45]_{2s} 72/A, -67/A, 260/A, 350/A Screening
RESIN CONTENT:	25 wt%	COMP: DENSITY:	1.63 g/cm ³		
FIBER VOLUME:	69 %	VOID CONTENT:	approx. 0.1%		
PLY THICKNESS:	0.0052 in.				
TEST METHOD:	ASTM D 3518-76				MODULUS CALCULATION:
					Linear portion of curve
NORMALIZED BY:	Not normalized				
Moisture Content (%)	72 ambient	-67 ambient	260 ambient	350 ambient	
Equilibrium at T, RH					
Source Code	48	48	48	48	
F_{12}^{su} (ksi)	Mean	11.1	13.7	8.25	8.30
	Minimum	11.0	13.2	7.78	7.67
	Maximum	11.4	15.5	8.72	9.36
	C.V.(%)	1.23	6.99	4.78	7.80
	B-value	(1)	(1)	(1)	(1)
	Distribution	Normal	Nonpara.	Normal	Normal
	C ₁	11.1	4	8.25	8.30
	C ₂	0.137	4.10	0.394	0.647
	No. Specimens	5	5	5	5
	No. Batches	1	1	1	1
Data Class	Screening	Screening	Screening	Screening	
G_{12}^s (Msi)	Mean	0.91	1.0	0.89	0.77
	Minimum	0.84	0.89	0.82	0.70
	Maximum	0.96	1.08	0.94	0.82
	C.V.(%)	5.1	7.1	5.3	7.4
	No. Specimens	5	5	5	5
	No. Batches	1	1	1	1
	Data Class	Screening	Screening	Screening	Screening
γ_{12}^{su} (με)	Mean				
	Minimum				
	Maximum				
	C.V.(%)				
	B-value				
	Distribution				
	C ₁				
	C ₂				
No. Specimens					
No. Batches					
Data Class					

(1) Basis values are presented only for A and B data classes.

* DATA WERE SUBMITTED BEFORE THE ESTABLISHMENT OF DATA DOCUMENTATION REQUIREMENTS (JUNE 1989). ALL DOCUMENTATION PRESENTLY REQUIRED WAS NOT SUPPLIED FOR THIS MATERIAL.

MATERIAL: T300 15k/976 unidirectional tape					
RESIN CONTENT: 25 wt%	COMP: DENSITY: 1.63 g/cm ³				
FIBER VOLUME: 69 %	VOID CONTENT: approx. 0.1%				
PLY THICKNESS: 0.0052 in.					
TEST METHOD: ASTM D 2344-76	MODULUS CALCULATION: Linear portion of curve				
NORMALIZED BY: Not normalized					
Temperature (°F)	72	-67	260	350	
Moisture Content (%)	ambient	ambient	ambient	ambient	
Equilibrium at T, RH					
Source Code	48	48	48	48	
Mean	12.9	16.6	9.36	8.60	
Minimum	9.42	14.2	8.59	7.71	
Maximum	17.1	19.6	10.8	9.56	
C.V.(%)	18.4	12.8	10.1	8.06	
B-value	(1)	(1)	(1)	(1)	
Distribution	Weibull	Normal	Normal	Normal	
F_{31}^{sbs} (ksi)					
C ₁	13.8	16.6	9.36	8.60	
C ₂	6.17	2.12	0.949	0.693	
No. Specimens	10	5	5	5	
No. Batches	1	1	1	1	
Data Class	Screening	Screening	Screening	Screening	

Table 4.2.17(h)
C/Ep - UT
T300 15k/976
SBS, 31-plane
[0]₁₅
72/A, -67/A, 260/A,
350/A
Screening

(1) Basis values are presented only for A and B data classes.

4.2.18 IM7 12k/8551-7A unidirectional tape

These data are presented in the MIL-HDBK-17-2F Annex A.

4.2.19 AS4 3k/3501-6 5-harness satin weave fabricMaterial Description:

Material: AS4-3k/3501-6

Form: 5 harness satin weave fabric, areal weight of 280 g/m², typical cured resin content of 28-30%, typical cured ply thickness of 0.0099 -0.0109 inches.

Processing: Autoclave cure; 240°F, 85 psi for 1 hour; 350°F, 100 psi for 2 hours, bleed.

General Supplier Information:

Fiber: AS4 fibers are continuous carbon filaments made from PAN precursor, surface treated to improve handling characteristics and structural properties. Filament count is 3000 filaments/tow, no twist. Typical tensile modulus is 34×10^6 psi. Typical tensile strength is 550,000 psi.

Matrix: 3501-6 is an amine-cured epoxy resin. It will retain light tack for a minimum of 10 days at room temperature.

Maximum Short Term Service Temperature: 300°F (dry), 180°F (wet)

Typical applications: General purpose structural applications.

4.2.19 AS4 3k/3501-6 5-harness satin weave fabric (bleed)*

MATERIAL:	AS4 3k/3501-6 5-harness satin weave fabric (Bleed)			C/Ep 280-5HS AS4/3501-6 (Bleed) Summary
FORM:	Hercules AW280-5H/3501-6 5-harness satin weave fabric prepreg			
FIBER:	Hercules AS4 3k, no twist	MATRIX:	Hercules 3501-6	
T _g (dry):	T _g (wet):	T _g METHOD:		
PROCESSING:	Autoclave cure, 240 ± 10°F at 85 psig for 60 minutes; 350 ± 10°F for 120 ± 10 minutes at 100 ± 5 psig			

* ALL DOCUMENTATION PRESENTLY REQUIRED WERE NOT SUPPLIED FOR THIS MATERIAL.

Date of fiber manufacture	Date of testing	
Date of resin manufacture	Date of data submittal	6/90
Date of prepreg manufacture	Date of analysis	2/95
Date of composite manufacture		

LAMINA PROPERTY SUMMARY

	75°F/A		200°F/A		75°F/W	200°F/W		
Tension, 1-axis	SS--							
Tension, 2-axis								
Tension, 3-axis								
Compression, 1-axis	SS--		SS--		SS--	II--		
Compression, 2-axis								
Compression, 3-axis								
Shear, 12-plane								
Shear, 23-plane								
Shear, 31-plane								
SB Strength, 31-plane	S---		S---		S---			

Classes of data in Strength/Modulus/Poisson's Ratio/Strain-to-Failure order: A = A75, a = A55, B = B30, b = B18, M = Mean, I = Interim, S = Screening, - = no data (See Table 1.4.2(c))

* ALL DOCUMENTATION PRESENTLY REQUIRED WERE NOT SUPPLIED FOR THIS MATERIAL.

		Nominal	As Submitted	Test Method
Fiber Density	(g/cm ³)	1.80		
Resin Density	(g/cm ³)	1.26		
Composite Density	(g/cm ³)		1.59 - 1.60	
Fiber Areal Weight	(g/m ²)	280		
Fiber Volume	(%)		60 - 62	
Ply Thickness	(in)		0.0099 - 0.0171	

LAMINATE PROPERTY SUMMARY

	75°F/A							
0/±45/90 Family								
Tension, x-axis	SS--							
OHT, x-axis	S---							

Classes of data in Strength/Modulus/Poisson's Ratio/Strain-to-Failure order: A = A75, a = A55, B = B30, b = B18, M = Mean, I = Interim, S = Screening, - = no data (See Table 1.4.2(c))

* ALL DOCUMENTATION PRESENTLY REQUIRED WERE NOT SUPPLIED FOR THIS MATERIAL.

MATERIAL:		AS4 3k/3501-6 (Bleed) 5-harness satin weave fabric				Table 4.2.19(a) C/Ep 280-5HS AS4/3501-6 (Bleed) Tension, 1-axis [0_f]₈ 75/A Screening	
RESIN CONTENT:	29 wt%	COMP: DENSITY:	1.61 g/cm ³				
FIBER VOLUME:	61 vol %	VOID CONTENT:					
PLY THICKNESS:	0.0100-0.0106 in.						
TEST METHOD:	ASTM D 3039-76		MODULUS CALCULATION:				
NORMALIZED BY:		Specimen thickness and batch fiber volume to 57% (0.019 in. CPT)					
Temperature (°F)	75						
Moisture Content (%)	ambient						
Equilibrium at T, RH	43						
Source Code							
		Normalized	Measured	Normalized	Measured	Normalized	Measured
F ₁ ^{tu} (ksi)	Mean	108	115				
	Minimum	93.3	98.8				
	Maximum	128	137				
	C.V.(%)	12.2	12.2				
	B-value	(1)	(1)				
	Distribution	ANOVA	ANOVA				
	C ₁	14.9	15.8				
C ₂	5.74	5.72					
No. Specimens	9						
No. Batches	3						
Data Class	Screening						
E ₁ ^t (Msi)	Mean	9.83	10.4				
	Minimum	8.25	8.80				
	Maximum	12.0	13.1				
	C.V.(%)	9.88	10.8				
	No. Specimens	9					
No. Batches	3						
Data Class	Screening						
ν ₁₂ ^t	Mean						
	No. Specimens						
	No. Batches						
Data Class							
ε ₁ ^{tu} (με)	Mean						
	Minimum						
	Maximum						
	C.V.(%)						
	B-value						
	Distribution						
	C ₁						
C ₂							
No. Specimens							
No. Batches							
Data Class							

(1) Basis values are presented only for A and B data classes.

* ALL DOCUMENTATION PRESENTLY REQUIRED WERE NOT SUPPLIED FOR THIS MATERIAL.

MATERIAL:		AS4 3k/3501-6 (Bleed) 5-harness satin weave fabric				Table 4.2.19(b) C/Ep 280-5HS AS4/3501-6 (Bleed) Compression, 1-axis [0]_f₈ 75/A, 200/A, 75/W Screening	
RESIN CONTENT:	29 wt%	COMP:	DENSITY:	1.61 g/cm ³			
FIBER VOLUME:	61 vol %	VOID CONTENT:					
PLY THICKNESS:	0.0099-0.0104 in.						
TEST METHOD:	SACMA SRM 1-88						
MODULUS CALCULATION:							
NORMALIZED BY:		Specimen thickness and batch fiber volume to 57% (0.019 in. CPT)					
Temperature (°F)	75		200		75		
Moisture Content (%)	ambient		ambient		wet		
Equilibrium at T, RH					(1)		
Source Code	43		43		43		
	Normalized	Measured	Normalized	Measured	Normalized	Measured	
F ₁ ^{cu} (ksi)	Mean	106	113	80.8	86.1	95.8	102
	Minimum	91.0	97.7	67.6	73.7	79.3	84.7
	Maximum	115	123	93.1	99.9	106	113
	C.V.(%)	6.52	6.65	8.84	8.69	9.43	9.42
	B-value Distribution	(2) ANOVA	(2) Weibull	(2) Weibull	(2) Weibull	(2) Normal	(2) Normal
C ₁	7.21	116	83.9	89.4	95.8	102	
C ₂	3.73	18.4	13.6	13.4	9.03	9.64	
No. Specimens	13		13		9		
No. Batches	3		3		2		
Data Class	Screening		Screening		Screening		
E ₁ ^c (Msi)	Mean	8.7	9.3	8.48	9.04	9.23	9.87
	Minimum	7.6	8.2	6.42	7.00	9.07	9.70
	Maximum	9.4	9.9	9.43	10.0	9.44	10.2
	C.V.(%)	8.2	8.4	10.6	10.4	1.55	1.68
	No. Specimens	13		13		9	
No. Batches	3		3		2		
Data Class	Screening		Screening		Screening		
ν ₁₂ ^c	Mean						
	No. Specimens						
	No. Batches						
	Data Class						
ε ₁ ^{cu} (με)	Mean						
	Minimum						
	Maximum						
	C.V.(%)						
	B-value Distribution						
C ₁							
C ₂							
No. Specimens							
No. Batches							
Data Class							

- (1) Conditioned at 140°F, 95% relative humidity for 30 days.
- (2) Basis values are presented only for A and B data classes.

* ALL DOCUMENTATION PRESENTLY REQUIRED WERE NOT SUPPLIED FOR THIS MATERIAL.

MATERIAL:		AS4 3k/3501-6 (Bleed) 5-harness satin weave fabric				Table 4.2.19(c) C/Ep 280-5HS AS4/3501-6 (Bleed) Compression, 1-axis [0]_f₈ 200/W Interim	
RESIN CONTENT:	29 wt%	COMP: DENSITY:	1.59 g/cm ³				
FIBER VOLUME:	61 vol %	VOID CONTENT:					
PLY THICKNESS:	0.0111-0.0171 in.						
TEST METHOD:	SACMA SRM 1-88						
MODULUS CALCULATION:							
NORMALIZED BY:		Specimen thickness and batch fiber volume to 57% (0.019 in. CPT)					
Temperature (°F)	200						
Moisture Content (%)	wet						
Equilibrium at T, RH	(1)						
Source Code	43						
		Normalized	Measured	Normalized	Measured	Normalized	Measured
F_1^{cu} (ksi)	Mean	57.0	60.8				
	Minimum	49.8	53.8				
	Maximum	67.8	72.2				
	C.V.(%)	8.85	8.82				
	B-value	(2)	(2)				
	Distribution	ANOVA	ANOVA				
	C_1	5.46	5.761				
C_2	4.57	4.38					
No. Specimens	15						
No. Batches	3						
Data Class	Interim						
E_1^c (Msi)	Mean	8.1	8.6				
	Minimum	6.5	7.0				
	Maximum	9.0	9.4				
	C.V.(%)	10	10				
	No. Specimens	15					
No. Batches	3						
Data Class	Interim						
ν_{12}^c	Mean						
	No. Specimens						
	No. Batches						
Data Class							
ϵ_1^{cu} ($\mu\epsilon$)	Mean						
	Minimum						
	Maximum						
	C.V.(%)						
	B-value						
	Distribution						
	C_1						
C_2							
No. Specimens							
No. Batches							
Data Class							

(1) Conditioned at 140°F, 95% relative humidity for 30 days.

(2) Basis values are presented only for A and B data classes.

* ALL DOCUMENTATION PRESENTLY REQUIRED WERE NOT SUPPLIED FOR THIS MATERIAL.

MATERIAL:		AS4 3k/3501-6 (Bleed) 5-harness satin weave fabric			Table 4.2.19(d) C/Ep 280-5HS AS4/3501-6 (Bleed) SBS, 31-plane [0_f]₈ 75/A, 200/A, 75/W Screening
RESIN CONTENT:	28-30 wt%	COMP: DENSITY:	1.59-1.60 g/cm ³		
FIBER VOLUME:	60-62 vol %	VOID CONTENT:			
PLY THICKNESS:	0.0099-0.0104 in.				
TEST METHOD:	MODULUS CALCULATION:				
ASTM D 2344-84	N/A				
NORMALIZED BY:	Not normalized				
Temperature (°F)	75	200	75		
Moisture Content (%)	ambient	ambient	wet		
Equilibrium at T, RH			(1)		
Source Code	43	43	43		
Mean	9.93	7.94	9.35		
Minimum	8.50	7.60	9.00		
Maximum	10.7	8.40	9.60		
C.V.(%)	7.38	3.89	2.22		
B-value	(2)	(2)	(2)		
F ₃₁ ^{sbs} (ksi) Distribution	Normal	ANOVA	Normal		
C ₁	9.93	0.353	9.35		
C ₂	0.733	6.02	0.207		
No. Specimens	9	9	6		
No. Batches	3	3	2		
Data Class	Screening	Screening	Screening		

(1) Conditioned at 140°F, 95% relative humidity for 30 days.
 (2) Basis values are presented only for A and B data classes.

* ALL DOCUMENTATION PRESENTLY REQUIRED WERE NOT SUPPLIED FOR THIS MATERIAL.

MATERIAL: AS4 3k/3501-6 (Bleed) 5-harness satin weave fabric RESIN CONTENT: 29 wt% COMP: DENSITY: 1.59 g/cm ³ FIBER VOLUME: 61 vol % VOID CONTENT: PLY THICKNESS: 0.0105-0.0106 in.		Table 4.2.19(e) C/Ep 280-5HS AS4/3501-6 (Bleed) Tension, x-axis [(0/±45/90)_r]_s 75/A Screening		
TEST METHOD: MODULUS CALCULATION: ASTM D 3039-76				
NORMALIZED BY: Specimen thickness and batch fiber volume to 57% (0.019 in. CPT)				
Temperature (°F)	75			
Moisture Content (%)	ambient			
Equilibrium at T, RH	43			
Source Code				
	Normalized	Measured	Normalized	Measured
F_x^{tu} (ksi)	Mean	83.4	88.6	
	Minimum	75.7	81.3	
	Maximum	88.2	94.2	
	C.V.(%)	5.28	4.86	
	B-value	(1)	(1)	
	Distribution	Normal	Normal	
	C ₁	83.4	88.6	
C ₂	4.41	4.30		
No. Specimens	6			
No. Batches	2			
Data Class	Screening			
E_x^t (Msi)	Mean	6.9	7.3	
	Minimum	6.6	7.0	
	Maximum	7.0	7.5	
	C.V.(%)	2.8	2.9	
	No. Specimens	6		
No. Batches	2			
Data Class	Screening			
ν_{xy}^t	Mean			
	No. Specimens			
	No. Batches			
Data Class				
ϵ_x^{tu} (µε)	Mean			
	Minimum			
	Maximum			
	C.V.(%)			
	B-value			
	Distribution			
	C ₁			
C ₂				
No. Specimens				
No. Batches				
Data Class				

(1) Basis values are presented only for A and B data classes.

* ALL DOCUMENTATION PRESENTLY REQUIRED WERE NOT SUPPLIED FOR THIS MATERIAL.

MATERIAL: AS4 3k/3501-6 (Bleed) 5-harness satin weave fabric		Table 4.2.19(f) C/Ep 280-5HS AS4/3501-6 (Bleed) OHT, x-axis [(0/±45/90)_r]_s 75/A Screening				
RESIN CONTENT: 29-30 wt%	COMP: DENSITY: 1.59-1.60 g/cm ³					
FIBER VOLUME: 61-62 vol %	VOID CONTENT:					
PLY THICKNESS: 0.0105-0.0109 in.						
TEST METHOD: SACMA SRM 5-88	MODULUS CALCULATION:					
NORMALIZED BY: Specimen thickness and batch fiber volume to 57% (0.019 in. CPT)						
Temperature (°F)	75					
Moisture Content (%)	ambient					
Equilibrium at T, RH						
Source Code	43					
	Normalized	Measured	Normalized	Measured	Normalized	Measured
F _x ^{oht} (ksi)	Mean	58.4	63.0			
	Minimum	57.0	60.9			
	Maximum	61.0	64.5			
	C.V.(%)	2.57	2.43			
	B-value	(1)	(1)			
	Distribution	Normal	Normal			
C ₁		58.4	63.0			
	C ₂	1.50	1.53			
No. Specimens	6					
No. Batches	2					
Data Class	Screening					
E _x ^{oht} (Msi)	Mean					
	Minimum					
	Maximum					
	C.V.(%)					
No. Specimens						
No. Batches						
Data Class						
ε _x ^{oht} (μϵ)	Mean					
	Minimum					
	Maximum					
	C.V.(%)					
B-value						
Distribution						
C ₁						
C ₂						
No. Specimens						
No. Batches						
Data Class						

(1) Basis values are presented only for A and B data classes.

4.2.20 AS4 3k/3501-6 5-harness satin weave fabricMaterial Description:

Material: AS4-3k/3501-6

Form: 5 harness satin weave fabric, areal weight of 280 g/m², typical cured resin content of 36-39%, typical cured ply thickness of 0.0110 -0.0121 inches.

Processing: Autoclave cure; 240°F, 85 psi for 1 hour; 350°F, 100 psi for 2 hours, no bleed.

General Supplier Information:

Fiber: AS4 fibers are continuous carbon filaments made from PAN precursor, surface treated to improve handling characteristics and structural properties. Filament count is 3000 filaments per tow, no twist. Typical tensile modulus is 34×10^6 psi. Typical tensile strength is 550,000 psi.

Matrix: 3501-6 is an amine-cured epoxy resin. It will retain light tack for a minimum of 10 days at room temperature.

Maximum Short Term Service Temperature: 300°F (dry), 180°F (wet)

Typical applications: General purpose structural applications.

4.2.20 AS4 3k/3501-6 (no bleed) 5-harness satin weave fabric*

MATERIAL:	AS4 3k/3501-6 (No Bleed) 5-harness satin weave fabric			C/EP 280-5HS AS4/3501-6 (No Bleed) Summary
FORM:	Hercules AW280-5H/3501-6 5-harness satin weave fabric prepreg			
FIBER:	Hercules AS4 3k, no twist	MATRIX:	Hercules 3501-6	
T _g (dry):	T _g (wet):	T _g METHOD:		
PROCESSING:	Autoclave cure, 240 ± 10°F at 85 psig for 60 minutes; 350 ± 10°F at 100 ± 5 psig for 120 ± 10 minutes.			

* ALL DOCUMENTATION PRESENTLY REQUIRED WERE NOT SUPPLIED FOR THIS MATERIAL.

Date of fiber manufacture	Date of testing	
Date of resin manufacture	Date of data submittal	6/90
Date of prepreg manufacture	Date of analysis	2/95-3/95
Date of composite manufacture		

LAMINA PROPERTY SUMMARY

	75°F/A		-65°F/A	200°F/A				
Tension, 1-axis	SS--		SS--	SS--				
Tension, 2-axis								
Tension, 3-axis								
Compression, 1-axis	SS--							
Compression, 2-axis								
Compression, 3-axis								
Shear, 12-plane								
Shear, 23-plane								
Shear, 31-plane								
SB Strength, 31-plane	S---							

Classes of data in Strength/Modulus/Poisson's Ratio/Strain-to-Failure order: A = A75, a = A55, B = B30, b = B18, M = Mean, I = Interim, S = Screening, - = no data (See Table 1.4.2(c))

* ALL DOCUMENTATION PRESENTLY REQUIRED WERE NOT SUPPLIED FOR THIS MATERIAL.

		Nominal	As Submitted	Test Method
Fiber Density	(g/cm ³)	1.80		
Resin Density	(g/cm ³)	1.27		
Composite Density	(g/cm ³)	1.55	1.55 - 1.56	
Fiber Areal Weight	(g/m ²)	280		
Fiber Volume	(%)	53	52 - 55	
Ply Thickness	(in)	0.011	0.011 - 0.017	

LAMINATE PROPERTY SUMMARY

	75°F/A							
0/±45/90 Family								
Tension, x-axis	SS--							
OHT, x-axis	S---							

Classes of data in Strength/Modulus/Poisson's Ratio/Strain-to-Failure order: A = A75, a = A55, B = B30, b = B18, M = Mean, I = Interim, S = Screening, - = no data (See Table 1.4.2(c))

* ALL DOCUMENTATION PRESENTLY REQUIRED WERE NOT SUPPLIED FOR THIS MATERIAL.

MATERIAL:		AS4 3k/3501-6 (No Bleed) 5-harness satin weave fabric				Table 4.2.20(a) C/EP 280-5HS AS4/3501-6 (No Bleed) Tension, 1-axis [0]_r₈ 75/A, -65/A, 200/A Screening	
RESIN CONTENT:	36-39 wt%	COMP: DENSITY:	1.55-1.56 g/cm ³				
FIBER VOLUME:	52-55 vol %	VOID CONTENT:					
PLY THICKNESS:	0.0111-0.0171 in.						
TEST METHOD:	ASTM D 3039-76						
		MODULUS CALCULATION:					
NORMALIZED BY:		Specimen thickness and batch fiber volume to 57% (0.011 in. CPT)					
Temperature (°F)	75		-65		200		
Moisture Content (%)	ambient		ambient		ambient		
Equilibrium at T, RH							
Source Code	43		43		43		
	Normalized	Measured	Normalized	Measured	Normalized	Measured	
Mean	134	125	125	117	130	121	
Minimum	129	117	120	109	124	116	
Maximum	146	136	136	127	141	136	
C.V.(%)	3.79	4.85	3.85	4.89	4.49	5.11	
B-value	(1)	(1)	(1)	(1)	(1)	(1)	
Distribution	Normal	ANOVA	Normal	ANOVA	Lognormal	Nonpara.	
C ₁	134	6.56	125	6.07	4.86	6	
C ₂	5.07	4.77	4.81	4.40	0.0440	2.25	
No. Specimens	9		9		9		
No. Batches	3		3		3		
Data Class	Screening		Screening		Screening		
Mean	9.67	9.06	10.2	9.57	10.8	10.1	
Minimum	9.39	8.60	9.63	8.80	9.88	9.00	
Maximum	9.88	9.50	11.0	10.3	11.8	11.3	
C.V.(%)	1.65	3.63	4.26	5.68	6.74	8.23	
No. Specimens	9		9		9		
No. Batches	3		3		3		
Data Class	Screening		Screening		Screening		
Mean							
No. Specimens							
No. Batches							
Data Class							
Mean							
Minimum							
Maximum							
C.V.(%)							
B-value							
Distribution							
C ₁							
C ₂							
No. Specimens							
No. Batches							
Data Class							

(1) Basis values are presented only for A and B data classes.

* ALL DOCUMENTATION PRESENTLY REQUIRED WERE NOT SUPPLIED FOR THIS MATERIAL.

MATERIAL:		AS4 3k/3501-6 (No Bleed) 5-harness satin weave fabric				Table 4.2.20(b) C/EP 280-5HS AS4/3501-6 (No Bleed) Compression, 1-axis [0]_f⁸ 75/A Interim	
RESIN CONTENT:	36-39 wt%	COMP: DENSITY:	1.55-1.56 g/cm ³				
FIBER VOLUME:	52-55 vol %	VOID CONTENT:					
PLY THICKNESS:	0.0114-0.0121 in.						
TEST METHOD:	SACMA SRM 1-88						
MODULUS CALCULATION:							
NORMALIZED BY:		Specimen thickness and batch fiber volume to 57% (0.011 in. CPT)					
Temperature (°F)	75						
Moisture Content (%)	ambient						
Equilibrium at T, RH	43						
Source Code							
		Normalized	Measured	Normalized	Measured	Normalized	Measured
F_1^{cu} (ksi)	Mean	129	121				
	Minimum	121	111				
	Maximum	145	137				
	C.V.(%)	5.02	6.03				
	B-value Distribution	(1) Weibull	(1) ANOVA				
C_1		133	7.84				
	C_2	18.9	4.39				
No. Specimens	15						
No. Batches	3						
Data Class	Interim						
E_1^c (Msi)	Mean	9.42	8.81				
	Minimum	8.71	8.30				
	Maximum	10.0	9.50				
	C.V.(%)	4.25	5.35				
No. Specimens	15						
No. Batches	3						
Data Class	Interim						
ν_{12}^c	Mean						
	No. Specimens						
	No. Batches						
Data Class							
ϵ_1^{cu} ($\mu\epsilon$)	Mean						
	Minimum						
	Maximum						
	C.V.(%)						
	B-value Distribution						
C_1							
	C_2						
No. Specimens							
No. Batches							
Data Class							

(1) Basis values are presented only for A and B data classes.

* ALL DOCUMENTATION PRESENTLY REQUIRED WERE NOT SUPPLIED FOR THIS MATERIAL.

MATERIAL:		AS4 3k/3501-6 (No Bleed) 5-harness satin weave fabric			
RESIN CONTENT:	36-39 wt%	COMP: DENSITY:	1.55-1.56 g/cm ³		
FIBER VOLUME:	52-55 vol %	VOID CONTENT:			
PLY THICKNESS:	0.0110-0.0114 in.				
TEST METHOD:	ASTM D 2344-84		MODULUS CALCULATION:	N/A	
NORMALIZED BY:	Not normalized				
Temperature (°F)	75				
Moisture Content (%)	ambient				
Equilibrium at T, RH					
Source Code	43				
Mean	11.3				
Minimum	10.1				
Maximum	12.1				
C.V.(%)	5.05				
B-value	(1)				
F_{31}^{sbs} Distribution	ANOVA				
(ksi) C ₁	0.611				
C ₂	4.35				
No. Specimens	15				
No. Batches	3				
Data Class	Screening				

Table 4.2.20(c)
C/Ep 280-5HS
AS4/3501-6 (No Bleed)
SBS, 31-plane
[0]_f₈
75/A
Screening

(1) Short beam strength test data are approved for Screening Data Class only.

* ALL DOCUMENTATION PRESENTLY REQUIRED WERE NOT SUPPLIED FOR THIS MATERIAL.

MATERIAL:		AS4 3k/3501-6 (No Bleed) 5-harness satin weave fabric				Table 4.2.20(d) C/EP 280-5HS AS4/3501-6 (No Bleed) Tension, x-axis [(0/45/90/-45)_f]_s 75/A Screening	
RESIN CONTENT:	36-39 wt%	COMP: DENSITY:	1.55-1.56 g/cm ³				
FIBER VOLUME:	52-55 vol %	VOID CONTENT:					
PLY THICKNESS:	0.0113-0.0116 in.						
TEST METHOD:	ASTM D 3039-76						
MODULUS CALCULATION:							
NORMALIZED BY:		Specimen thickness and batch fiber volume to 57% (0.011 in. CPT)					
Temperature (°F)	75						
Moisture Content (%)	ambient						
Equilibrium at T, RH	43						
Source Code							
		Normalized	Measured	Normalized	Measured	Normalized	Measured
F_x^{tu} (ksi)	Mean	80.4	75.3				
	Minimum	77.1	68.8				
	Maximum	86.4	82.0				
	C.V.(%)	3.85	5.41				
	B-value	(1)	(1)				
	Distribution	Normal	ANOVA				
	C_1	80.4	4.45				
C_2	3.09	5.07					
No. Specimens	9						
No. Batches	3						
Data Class	Screening						
E_x^t (Msi)	Mean	6.94	6.50				
	Minimum	6.73	6.30				
	Maximum	7.13	6.60				
	C.V.(%)	1.87	2.04				
	No. Specimens	9					
No. Batches	3						
Data Class	Screening						
ν_{xy}^t	Mean						
	No. Specimens						
	No. Batches						
Data Class							
ϵ_x^{tu} ($\mu\epsilon$)	Mean						
	Minimum						
	Maximum						
	C.V.(%)						
	B-value						
	Distribution						
	C_1						
C_2							
No. Specimens							
No. Batches							
Data Class							

(1) Basis values are presented only for A and B data classes.

* ALL DOCUMENTATION PRESENTLY REQUIRED WERE NOT SUPPLIED FOR THIS MATERIAL.

MATERIAL:		AS4 3k/3501-6 (No Bleed) 5-harness satin weave fabric				Table 4.2.20(e) C/EP 280-5HS AS4/3501-6 (No Bleed) OHT, x-axis [(0/±45/90)_r]_s 75/A Screening	
RESIN CONTENT:	36-39 wt%	COMP: DENSITY:	1.55-1.56 g/cm ³				
FIBER VOLUME:	52-55 vol %	VOID CONTENT:					
PLY THICKNESS:	0.0113-0.0116 in.						
TEST METHOD:	SACMA SRM 5-88						
MODULUS CALCULATION:							
NORMALIZED BY:		Specimen thickness and batch fiber volume to 57% (0.011 in. CPT)					
Temperature (°F)	75						
Moisture Content (%)	ambient						
Equilibrium at T, RH							
Source Code	43						
		Normalized	Measured	Normalized	Measured	Normalized	Measured
F_x^{oht} (ksi)	Mean	54.4	55.5				
	Minimum	51.4	52.9				
	Maximum	57.7	58.7				
	C.V.(%)	4.58	3.72				
	B-value	(1)	(1)				
	Distribution	ANOVA	Normal				
	C ₁	2.80	55.5				
C ₂	5.64	2.06					
	No. Specimens	9					
	No. Batches	3					
	Data Class	Screening					
E_x^{oht} (Msi)	Mean						
	Minimum						
	Maximum						
	C.V.(%)						
	No. Specimens						
	No. Batches						
	Data Class						
ϵ_x^{oht} (µε)	Mean						
	Minimum						
	Maximum						
	C.V.(%)						
	B-value						
	Distribution						
	C ₁						
C ₂							
	No. Specimens						
	No. Batches						
	Data Class						

(1) Basis values are presented only for A and B data classes.

4.2.21 IM6 3501-6 unidirectional tape

These data are presented in the MIL-HDBK-17-2F Annex A.

4.2.22 IM7 12k/8552 unidirectional tape

These data are presented in the MIL-HDBK-17-2F Annex A.

4.2.23 T300 3k/977-2 plain weave fabric

These data are presented in the MIL-HDBK-17-2F Annex A.

4.2.24 T-300 3k/977-2 8-harness satin weave fabric

These data are presented in the MIL-HDBK-17-2F Annex A.

4.2.25 IM7 12k/977-2 unidirectional tape

These data are presented in the MIL-HDBK-17-2F Annex A.

4.2.26 AS4 6k/PR500 5-harness satin weave fabricMaterial Description:

Material: AS4 6k/PR500

Form: 5 harness satin weave fabric, with 4% PT500 tackifier resin, fiber areal weight of 370 g/m², injected with PR500 resin by Resin Transfer Molding (RTM); typical cured resin content of 28-34%, typical cured ply thickness of 0.013 - 0.0145 inches.

Processing: RTM injection at > 320°F, cure for 2 hours at 350°F

General Supplier Information:

Fiber: Hercules/Hexcel AS4 fibers are continuous carbon filaments made from a PAN precursor woven into 5HS fabric. Typical tensile modulus is 34×10^6 psi. Typical tensile strength is 550,000 psi.

Matrix: 3M PR 500 is a one part, 350°F curing epoxy resin system especially suited to RTM processing. Characteristics include: excellent toughness with 300°F wet mechanical performance, several weeks of room temperature stability and low viscosity at recommended injection temperature.

Maximum Short Term Service Temperature: 350°F (dry), 300°F (wet)

Typical applications: Primary and secondary aircraft structure (commercial and military) and other applications requiring unusual hot/wet properties and impact resistance where RTM advantages such as precise dimensional tolerances, part consolidation, complex lay-ups and replicated surface finishes are desired.

4.2.26 AS4 6k/PR500 5-harness satin weave fabric*

MATERIAL:	AS4 6k/PR 500 harness satin weave fabric			C/Ep 370-5HS AS4/PR 500 Summary		
FORM:	Fiberite 5-harness satin weave fabric 12 tows/in., 4% PT-500					
FIBER:	Hercules AS4 6K, GP sizing, no twist	MATRIX:	3M PR 500 RTM			
T _g (dry):	378°F	T _g (wet):	340°F		T _g METHOD:	SRM 18-94, RDA GN knee
PROCESSING:	Resin transfer molding: 360±10°F, 120 minutes, press pressure 175 psi, internal cure pressure 80 psi, mold temperature during injection 320°F, pump plate temperature 140-5, pump hose temperature 160-5					

Date of fiber manufacture	12/93-5/94	Date of testing	5/95-11/95
Date of resin manufacture	8/94-9/94	Date of data submittal	6/96
Date of prepreg manufacture	11/94-12/94	Date of analysis	8/96
Date of composite manufacture	1/95-10/95		

LAMINA PROPERTY SUMMARY

	72°F/A	-75°F/A	180°F/A	300°F/A	350°F/A	180°F/W	240°F/W	300°F/W
Tension, 1-axis	II-I		II-I	SS-S	IS-S	II-S	II-S	II-I
Tension, 2-axis								
Tension, 3-axis								
Compression, 1-axis	II--	-I--	II--	I---	S---	I---	S---	S---
Compression, 2-axis								
Compression, 3-axis								
Shear, 12-plane	II--	II--	SS--	II--	SS--	II--	SS--	SS--
Shear, 23-plane								
Shear, 31-plane	I---		I---	I---		I---		I---
SB Strength, 31-plane	S---		S---	S---		S---		S---

Classes of data in Strength/Modulus/Poisson's Ratio/Strain-to-Failure order: A = A75, a = A55, B = B30, b = B18, M = Mean, I = Interim, S = Screening, - = no data (See Table 1.4.2(c))

Data are also included for 12-plane shear for four fluids in addition to water.

		Nominal	As Submitted	Test Method
Fiber Density	(g/cm ³)	1.787		ASTM C693
Resin Density	(g/cm ³)	1.25		ASTM D 792
Composite Density	(g/cm ³)		1.55-1.60*	
Fiber Areal Weight	(g/m ²)	370	375	SRM 23-94
Fiber Volume	(% vol)		55.5-64.8	
Ply Thickness	(in)	0.014	0.0128-0.0149	

* Throughout this section, resin content and composite density have been calculated assuming zero void content.

LAMINATE PROPERTY SUMMARY

	72°F/A	-75°F/A	180°F/A	300°F/A	350°F/A	180°F/W	240°F/W	300°F/W
[0/45/90/-45]								
OHT, x-axis	IS-S	IS-S	IS-S	IS-S	IS-S	IS-S	IS-S	BI-b
OHC, x-axis	BS-S		IS-S	II-I		IS-S	II-I	bI-I
CAI, x-axis	I---							
G _{Ic}	S---							
G _{IIc}	b---							

Classes of data in Strength/Modulus/Poisson's Ratio/Strain-to-Failure order: A = A75, a = A55, B = B30, b = B18, M = Mean, I = Interim, S = Screening, - = no data (See Table 1.4.2(c))

Data are also included for 240/W and five impact energy levels for CAI.

MATERIAL:		AS4 6k/PR 500 RTM 5-harness satin weave fabric				Table 4.2.26(a) C/Ep 370-5HS AS4/PR 500 Tension, 1-axis [0]_t^{3s} 72/A, 180/A, 240/A Interim, Screening	
RESIN CONTENT:	30 - 34 wt%	COMP: DENSITY:	1.56 - 1.58 g/cm ³				
FIBER VOLUME:	57.6 - 62.0 vol %	VOID CONTENT:	NA				
PLY THICKNESS:	0.0133 - 0.0142 in.						
TEST METHOD:	MODULUS CALCULATION:						
SRM 4R-94	Chord between 1000 and 3000 $\mu\epsilon$						
NORMALIZED BY:	Specimen thickness and batch fiber areal weight to 57% fiber volume (0.0145 in. CPT)						
Temperature (°F)	72		180		240		
Moisture Content (%)	ambient		ambient		ambient		
Equilibrium at T, RH							
Source Code	61		61		61		
	Normalized	Measured	Normalized	Measured	Normalized	Measured	
Mean	115	120	115	118	117	122	
Minimum	105	111	102	105	103	106	
Maximum	124	129	126	128	125	133	
C.V.(%)	4.50	4.74	5.48	4.94	4.79	5.15	
B-value	(1)	(1)	(1)	(1)	(1)	(1)	
Distribution	ANOVA	ANOVA	ANOVA	Weibull	ANOVA	ANOVA	
F_1^t							
(ksi)							
C ₁	5.71	6.44	7.01	121	6.03	6.67	
C ₂	4.43	4.83	4.65	23.5	4.42	4.06	
No. Specimens	17		16		15		
No. Batches	3		3		3		
Data Class	Interim		Interim		Interim		
Mean	9.54	9.97	9.44	9.73	9.53	9.94	
Minimum	9.15	9.46	9.01	9.09	9.26	9.46	
Maximum	9.86	10.5	9.80	10.2	9.88	10.2	
C.V.(%)	1.78	3.64	2.62	3.35	2.13	2.43	
E_1^t							
(Msi)							
No. Specimens	15		16		15		
No. Batches	3		3		3		
Data Class	Interim		Interim		Interim		
Mean							
No. Specimens							
No. Batches							
Data Class							
ν_{12}^t							
Mean		11900		11800		11600	
Minimum		10800		10200		10000	
Maximum		13700		16400		13100	
C.V.(%)		6.17		12.4		7.68	
B-value		(1)		(1)		(1)	
Distribution		Nonpara		ANOVA		Weibull	
ϵ_1^t							
($\mu\epsilon$)							
C ₁		8		1510		12000	
C ₂		1.54		3.294		16.2	
No. Specimens	15		15		13		
No. Batches	3		3		3		
Data Class	Interim		Interim		Screening		

(1) Basis values are presented only for A and B data classes.

MATERIAL:		AS4 6k/PR 500 RTM 5-harness satin weave fabric				Table 4.2.26(b) C/Ep 370-5HS AS4/PR 500 Tension, 1-axis [0]_r⁸ 300/A, 350/A, 180/W Interim, Screening	
RESIN CONTENT:	30 - 34 wt%	COMP: DENSITY:	1.56 - 1.58 g/cm ³				
FIBER VOLUME:	57.6 - 62.0 vol %	VOID CONTENT:	NA				
PLY THICKNESS:	0.0133 - 0.0142 in.						
TEST METHOD:	MODULUS CALCULATION:						
SRM 4R-94	Chord between 1000 and 3000 $\mu\epsilon$						
NORMALIZED BY:	Specimen thickness and batch fiber areal weight to 57% fiber volume (0.0145 in. CPT)						
Temperature (°F)	300		350		180		
Moisture Content (%)	ambient		ambient		(2)		
Equilibrium at T, RH					160°F water		
Source Code	61		61		61		
	Normalized	Measured	Normalized	Measured	Normalized	Measured	
Mean	111	117	105	114	112	114	
Minimum	104	111	94.6	103	103	109	
Maximum	118	122	112	123	119	119	
C.V.(%)	3.97	2.82	4.39	4.75	4.66	2.57	
F_1^{tu}	(1)	(1)	(1)	(1)	(1)	(1)	
Distribution	ANOVA	Weibull	ANOVA	Weibull	ANOVA	ANOVA	
(ksi) C_1	4.91	119	5.19	117	5.89	3.25	
C_2	5.14	49.5	5.34	25.9	5.48	5.03	
No. Specimens	14		15		15		
No. Batches	3		3		3		
Data Class	Screening		Interim		Interim		
Mean	9.51	10.0	9.07	9.88	9.70	9.92	
Minimum	9.14	9.79	8.46	9.28	9.40	9.47	
Maximum	9.79	10.5	9.76	10.5	10.2	10.4	
C.V.(%)	2.16	2.21	4.50	3.76	2.25	2.78	
E_1^t	14		12		15		
(Msi) No. Specimens	3		3		3		
No. Batches	Screening		Screening		Interim		
Data Class							
Mean							
No. Specimens							
No. Batches							
Data Class							
Mean	11500		11800		11000		
Minimum	10900		10900		9700		
Maximum	12800		12400		11900		
C.V.(%)	4.78		3.88		5.88		
ϵ_1^{tu}	(1)		(1)		(1)		
Distribution	Normal		Weibull		ANOVA		
($\mu\epsilon$) C_1	11500		12000		691.		
C_2	550.		34.4		4.32		
No. Specimens	13		12		14		
No. Batches	3		3		3		
Data Class	Screening		Screening		Screening		

(1) Basis values are presented only for A and B data classes.

(2) Held in 160°F water bath until full saturation or 95% of equilibrium once full saturation was established.

MATERIAL:		AS4 6k/PR 500 RTM 5-harness satin weave fabric				Table 4.2.26(c) C/Ep 370-5HS AS4/PR 500 Tension, 1-axis [0]_f₈ 240/W, 300/W Interim, Screening	
RESIN CONTENT:	30 - 34 wt%	COMP: DENSITY:	1.56 - 1.58 g/cm ³				
FIBER VOLUME:	57.6 - 62.0 vol %	VOID CONTENT:	NA				
PLY THICKNESS:	0.0133 - 0.0142 in.						
TEST METHOD:	MODULUS CALCULATION:						
SRM 4R-94	Chord between 1000 and 3000 $\mu\epsilon$						
NORMALIZED BY:	Specimen thickness and batch fiber areal weight to 57% fiber volume (0.0145 in. CPT)						
Temperature (°F)	240		300				
Moisture Content (%)	(2)		(2)				
Equilibrium at T, RH	160°F water		160°F water				
Source Code	61		61				
	Normalized	Measured	Normalized	Measured	Normalized	Measured	
F_1^{tu} (ksi)	Mean	109	114	102	110		
	Minimum	98.0	104	98.1	102		
	Maximum	118	120	110	116		
	C.V.(%)	5.65	4.13	2.81	3.46		
	B-value Distribution	(1) ANOVA	(1) ANOVA	(1) Nonpara.	(1) Weibull		
C_1	6.82	5.05	8	112			
C_2	4.98	4.32	1.43	35.4			
No. Specimens	15		17				
No. Batches	3		3				
Data Class	Interim		Interim				
E_1^t (Msi)	Mean	9.42	9.84	9.24	9.96		
	Minimum	9.04	9.45	8.69	9.20		
	Maximum	9.82	10.5	9.60	10.5		
	C.V.(%)	2.47	3.11	2.60	3.62		
	No. Specimens	15		15			
No. Batches	3		3				
Data Class	Interim		Interim				
ν_{12}^t	Mean						
	No. Specimens						
	No. Batches						
	Data Class						
ϵ_1^{tu} ($\mu\epsilon$)	Mean		11200		11000		
	Minimum		10400		10100		
	Maximum		13500		12000		
	C.V.(%)		7.43		4.38		
	B-value Distribution		(1) Nonpara.		(1) Weibull		
C_1		7		11300			
C_2		1.81		23.7			
No. Specimens	12		15				
No. Batches	3		3				
Data Class	Screening		Interim				

(1) Basis values are presented only for A and B data classes.

(2) Held in 160°F water bath until full saturation or 95% of equilibrium once full saturation was established.

MATERIAL:		AS4 6k/PR 500 RTM 5-harness satin weave fabric				Table 4.2.26(d) C/Ep 370-5HS AS4/PR 500 Compression, 1-axis [0]_t^{3s} 72/A, -75/A, 180/A Interim	
RESIN CONTENT:	30 - 35 wt%	COMP: DENSITY:	1.55 - 1.58 g/cm ³				
FIBER VOLUME:	56.5 - 61.8 vol %	VOID CONTENT:	NA				
PLY THICKNESS:	0.0134 - 0.0146 in.						
TEST METHOD:	MODULUS CALCULATION:						
SRM 1R-94	Chord between 1000 and 3000 $\mu\epsilon$						
NORMALIZED BY:	Specimen thickness and batch fiber areal weight to 57% fiber volume (0.0145 in. CPT)						
Temperature (°F)	72		-75		180		
Moisture Content (%)	ambient		ambient		ambient		
Equilibrium at T, RH							
Source Code	61		61		61		
	Normalized	Measured	Normalized	Measured	Normalized	Measured	
F_1^{cu} (ksi)	Mean	118	127		105	110	
	Minimum	103	110		92.1	94.4	
	Maximum	136	141		116	126	
	C.V.(%)	7.91	7.41		5.86	7.02	
	B-value	(1)	(1)		(1)	(1)	
	Distribution	ANOVA	Weibull		Weibull	Weibull	
	C ₁	9.99	131		108	114	
	C ₂	3.81	16.1		19.8	15.8	
	No. Specimens	17			15		
	No. Batches	3			3		
Data Class	Interim			Interim			
E_1^c (Msi)	Mean	8.88	8.95	8.85	8.90	8.99	9.00
	Minimum	8.30	8.28	8.19	8.10	8.69	7.99
	Maximum	9.41	9.86	9.30	9.72	9.30	9.48
	C.V.(%)	3.16	5.41	3.09	4.71	2.16	5.08
	No. Specimens	17		15		15	
No. Batches	3		3		3		
Data Class	Interim		Interim		Interim		
ν_{12}^c	Mean						
	No. Specimens						
	No. Batches						
	Data Class						
ϵ_1^{cu} ($\mu\epsilon$)	Mean						
	Minimum						
	Maximum						
	C.V.(%)						
	B-value						
	Distribution						
	C ₁						
	C ₂						
	No. Specimens						
	No. Batches						
Data Class							

(1) Basis values are presented only for A and B data classes.

MATERIAL:		AS4 6k/PR 500 RTM 5-harness satin weave fabric				Table 4.2.26(e) C/Ep 370-5HS AS4/PR 500 Compression, 1-axis [0]_t^{3s} 240/A, 300/A, 350/A Interim, Screening	
RESIN CONTENT:	30 - 35 wt%	COMP: DENSITY:	1.55 - 1.58 g/cm ³				
FIBER VOLUME:	56.5 - 61.8 vol %	VOID CONTENT:	NA				
PLY THICKNESS:	0.0134 - 0.0146 in.						
TEST METHOD:	SRM 1R-94	MODULUS CALCULATION:	Chord between 1000 and 3000 $\mu\epsilon$				
NORMALIZED BY:	Specimen thickness and batch fiber areal weight to 57% fiber volume (0.0145 in. CPT)						
Temperature (°F)	240 ambient		300 ambient		350 ambient		
Moisture Content (%)	61		61		61		
Equilibrium at T, RH							
Source Code							
		Normalized	Measured	Normalized	Measured	Normalized	Measured
F_1^{cu} (ksi)	Mean	103	106	80.1	84.2	51.0	53.5
	Minimum	98.2	99.5	69.5	71.2	42.2	44.4
	Maximum	110	114	87.5	93.0	61.6	64.8
	C.V.(%)	3.36	4.37	6.69	7.31	9.72	10.6
	B-value Distribution	(1) Weibull	(1) ANOVA	(1) Weibull	(1) ANOVA	(1) Weibull	(1) ANOVA
	C ₁	104	4.94	82.5	6.68	53.3	6.10
	C ₂	29.3	4.14	18.0	4.18	10.7	4.30
	No. Specimens	15		16		12	
	No. Batches	3		3		3	
	Data Class	Interim		Interim		Screening	
E_1^c (Msi)	Mean						
	Minimum						
	Maximum						
	C.V.(%)						
	No. Specimens						
	No. Batches						
	Data Class						
ν_{12}^c	Mean						
	No. Specimens						
	No. Batches						
	Data Class						
ϵ_1^{cu} ($\mu\epsilon$)	Mean						
	Minimum						
	Maximum						
	C.V.(%)						
	B-value Distribution						
	C ₁						
	C ₂						
	No. Specimens						
	No. Batches						
	Data Class						

(1) Basis values are presented only for A and B data classes.

MATERIAL:		AS4 6k/PR 500 RTM 5-harness satin weave fabric				Table 4.2.26(f) C/Ep 370-5HS AS4/PR 500 Compression, 1-axis [0]_{3s} 180/W, 240/W, 300/W Interim, Screening	
RESIN CONTENT:	30 - 35 wt%	COMP: DENSITY:	1.55 - 1.58 g/cm ³				
FIBER VOLUME:	56.5 - 61.8 vol %	VOID CONTENT:	NA				
PLY THICKNESS:	0.0134 - 0.0146 in.						
TEST METHOD:	MODULUS CALCULATION:						
SRM 1R-94	Chord between 1000 and 3000 $\mu\epsilon$						
NORMALIZED BY:	Specimen thickness and batch fiber areal weight to 57% fiber volume (0.0145 in. CPT)						
Temperature (°F)	180		240		300		
Moisture Content (%)	(2)		(2)		(2)		
Equilibrium at T, RH	160°F water		160°F water		160°F water		
Source Code	61		61		61		
	Normalized	Measured	Normalized	Measured	Normalized	Measured	
Mean	100	106	77.5	79.3	67.0	71.7	
Minimum	87.9	87.7	67.4	66.1	62.2	65.5	
Maximum	114	126	87.1	93.4	71.6	78.2	
C.V.(%)	7.08	10.2	8.97	12.3	4.43	6.05	
F_1^{cu}	(1)	(1)	(1)	(1)	(1)	(1)	
Distribution	ANOVA	ANOVA	Normal	ANOVA	ANOVA	ANOVA	
(ksi) C_1	7.53	12.3	77.5	11.9	3.33	5.33	
C_2	3.67	4.89	6.95	16.8	11.7	16.2	
No. Specimens	17		9		11		
No. Batches	3		2		2		
Data Class	Interim		Screening		Screening		
E_1^c	Mean		Mean		Mean		
(Msi)	Minimum		Minimum		Minimum		
	Maximum		Maximum		Maximum		
	C.V.(%)		C.V.(%)		C.V.(%)		
	No. Specimens		No. Specimens		No. Specimens		
	No. Batches		No. Batches		No. Batches		
	Data Class		Data Class		Data Class		
ν_{12}^c	Mean		Mean		Mean		
	No. Specimens		No. Specimens		No. Specimens		
	No. Batches		No. Batches		No. Batches		
	Data Class		Data Class		Data Class		
ϵ_1^{cu}	Mean		Mean		Mean		
($\mu\epsilon$)	Minimum		Minimum		Minimum		
	Maximum		Maximum		Maximum		
	C.V.(%)		C.V.(%)		C.V.(%)		
	B-value		B-value		B-value		
	Distribution		Distribution		Distribution		
	C_1		C_1		C_1		
	C_2		C_2		C_2		
	No. Specimens		No. Specimens		No. Specimens		
	No. Batches		No. Batches		No. Batches		
	Data Class		Data Class		Data Class		

(1) Basis values are presented only for A and B data classes.

(2) Held in 160°F water bath until full saturation or 95% of equilibrium once full saturation was established.

MATERIAL:		AS4 6k/PR 500 RTM 5-harness satin weave fabric				Table 4.2.26(g) C/Ep 370-5HS AS4/PR 500 Shear, 12-plane [45_f]_{2s} 72/A, -75/A, 180/A, 240/A, 300/A Interim, Screening
RESIN CONTENT:	29 - 35 wt%	COMP: DENSITY:	1.55 - 1.59 g/cm ³			
FIBER VOLUME:	56.0 - 63.6 vol %	VOID CONTENT:	NA			
PLY THICKNESS:	0.0130 - 0.0148 in.					
TEST METHOD:	SRM 7R-94		MODULUS CALCULATION:			
			Chord axial modulus between 1000 and 4000 $\mu\epsilon$			
NORMALIZED BY:	Not normalized					
Temperature (°F)	72	-75	180	240	300	
Moisture Content (%)	ambient	ambient	ambient	ambient	ambient	
Equilibrium at T, RH						
Source Code	61	61	61	61	61	
F_{12}^s (ksi)	Mean	14.8	15.4	13.5	11.5	9.25
	Minimum	13.0	14.5	12.6	10.7	7.97
	Maximum	18.2	18.0	14.4	13.1	10.3
	C.V.(%)	8.63	5.50	4.15	5.37	7.28
	B-value	(1)	(1)	(1)	(1)	(1)
	Distribution	Normal	Nonpara	ANOVA	Normal	Weibull
	C ₁	14.8	8	0.632	11.5	9.55
	C ₂	1.28	1.54	5.37	0.618	15.6
	No. Specimens	16	15	14	15	16
	No. Batches	3	3	3	3	3
Data Class	Interim	Interim	Screening	Interim	Interim	
G_{12}^s (Msi)	Mean	0.639	0.838	0.513	0.432	0.361
	Minimum	0.585	0.795	0.451	0.388	0.331
	Maximum	0.703	0.893	0.593	0.505	0.381
	C.V.(%)	6.56	4.28	7.17	7.56	3.92
	No. Specimens	16	15	14	15	16
No. Batches	3	3	3	3	3	
Data Class	Interim	Interim	Screening	Interim	Interim	

(1) Basis values are presented only for A and B data classes.

MATERIAL:		AS4 6k/PR 500 RTM 5-harness satin weave fabric			
RESIN CONTENT:	29 - 35 wt%	COMP: DENSITY:	1.55 - 1.59 g/cm ³		
FIBER VOLUME:	56.0 - 63.6 vol %	VOID CONTENT:	NA		
PLY THICKNESS:	0.0130 - 0.0148 in.				
TEST METHOD:	SRM 7R-94		MODULUS CALCULATION:		
			Chord axial modulus between 1000 and 4000 $\mu\epsilon$		
NORMALIZED BY:	Not normalized				
Temperature (°F)	350		180	240	300
Moisture Content (%)	ambient		(2)	(2)	(2)
Equilibrium at T, RH			160°F water	160°F water	160°F water
Source Code	61		61	61	61
F_{12}^s (ksi)	Mean	7.75	12.2	10.2	7.82
	Minimum	7.37	11.3	9.61	7.03
	Maximum	8.15	13.0	11.4	8.45
	C.V.(%)	4.36	4.76	4.78	6.35
	B-value	(1)	(1)	(1)	(1)
	Distribution	Normal	ANOVA	ANOVA	Weibull
	C ₁	7.75	0.656	0.529	8.04
	C ₂	0.338	5.36	4.62	19.6
	No. Specimens	8	15	14	11
	No. Batches	2	3	3	3
Data Class	Screening	Interim	Screening	Screening	
G_{12}^s (Msi)	Mean	0.252	0.506	0.400	0.235
	Minimum	0.216	0.450	0.352	0.190
	Maximum	0.264	0.577	0.450	0.274
	C.V.(%)	6.02	5.80	6.95	12.0
	No. Specimens	8	15	14	11
No. Batches	2	3	3	3	
Data Class	Screening	Interim	Screening	Screening	

Table 4.2.26(h)
C/Ep 370-5HS
AS4/PR 500
Shear, 12-plane
[45_f]_{2s}
350/A, 180/W, 240/W,
300/W
Interim, Screening

(1) Basis values are presented only for A and B data classes.

(2) Held in 160°F water bath until full saturation or 95% of equilibrium once full saturation was established.

MATERIAL:		AS4 6k/PR 500 RTM 5-harness satin weave fabric				Table 4.2.26(i) C/Ep 370-5HS AS4/PR 500 Shear, 12-plane [45_f]_{2s} 72/Fluids Screening
RESIN CONTENT:	29 - 35 wt%	COMP: DENSITY:	1.55 - 1.59 g/cm ³			
FIBER VOLUME:	56.0 - 63.6 vol %	VOID CONTENT:	NA			
PLY THICKNESS:	0.0130 - 0.0148 in.					
TEST METHOD:	SRM 7R-94		MODULUS CALCULATION:			
			Chord axial modulus between 1000 and 3000 $\mu\epsilon$			
NORMALIZED BY:	Not normalized					
Temperature (°F)	72	72	72	72		
Moisture Content (%)	(2)	(3)	(4)	(5)		
Equilibrium at T, RH						
Source Code	61	61	61	61		
Mean	13.5	14.6	15.0	14.8		
Minimum	12.4	13.4	13.5	13.7		
Maximum	14.9	16.7	16.7	15.8		
C.V.(%)	6.46	8.44	8.41	6.88		
B-value	(1)	(1)	(1)	(1)		
Distribution	Normal	Normal	Normal	Normal		
F_{12}^s						
(ksi) C ₁	13.5	14.6	15.0	14.8		
C ₂	0.872	1.23	1.26	1.02		
No. Specimens	7	7	6	6		
No. Batches	1	1	1	1		
Data Class	Screening	Screening	Screening	Screening		
Mean	0.601	0.678	0.651	0.666		
Minimum	0.560	0.639	0.633	0.650		
Maximum	0.638	0.716	0.677	0.701		
C.V.(%)	5.65	4.45	2.64	2.77		
G_{12}^s						
(Msi) No. Specimens	7	7	6	6		
No. Batches	1	1	1	1		
Data Class	Screening	Screening	Screening	Screening		

- (1) Basis values are presented only for A and B data classes.
- (2) Held for 6 days at room temperature in MEK cleaning solvent.
- (3) Held for 6 days at 160°F in Skydrol hydraulic fluid.
- (4) Held for 6 days at room temperature in JP-4 jet fuel.
- (5) Held for 6 days at room temperature in deicing fluid.

MATERIAL: AS4 6k/PR 500 RTM 5-harness satin weave fabric		Table 4.2.26(j) C/Ep 370-5HS AS4/PR 500 SBS, 31-plane [0]_t^{3s} 72/A, 180/A, 300/A, 180/W, 300/W Screening			
RESIN CONTENT: 30 - 34 wt% FIBER VOLUME: 57.6 - 62.0 vol % PLY THICKNESS: 0.0133 - 0.0142 in.	COMP: DENSITY: 1.56 - 1.58 g/cm ³ VOID CONTENT: NA				
TEST METHOD: SRM 8R-94	MODULUS CALCULATION: Chord axial modulus between 1000 and 3000 µε				
NORMALIZED BY: Not normalized					
Temperature (°F) Moisture Content (%) Equilibrium at T, RH Source Code	72 ambient 61	180 ambient 61	300 ambient 61	180 (2) 160°F water 61	300 (2) 160°F water 61
Mean Minimum Maximum C.V.(%) B-value Distribution F ₃₁ ^{sbs} (ksi) C ₁ C ₂ No. Specimens No. Batches Data Class	11.6	9.6	6.8	8.0	5.47
	10.4	9.0	6.5	7.2	5.2
	12.7	10.2	7.3	8.4	5.7
	5.36	3.4	3.2	4.6	3.3
	(1)	(1)	(1)	(1)	(1)
	Weibull	ANOVA	Normal	Weibull	Normal
	11.9	0.35	6.8	8.1	5.5
	22.2	3.5	0.22	30.	0.18
	19	19	19	12	7
	3	3	3	2	1
Screening	Screening	Screening	Screening	Screening	

- (1) Short beam strength test data are approved for Screening Data Class only.
- (2) Held in 160°F water bath until full saturation or 95% of equilibrium once full saturation was established.

MATERIAL:		AS4 6k/PR 500 RTM 5-harness satin weave fabric				Table 4.2.26(k) C/Ep 370-5HS AS4/PR 500 OHT, x-axis [0_i/45_i/90_i/-45_i]_s 72/A, -75/A, 180/A Interim, Screening	
RESIN CONTENT:	28 - 36 wt%	COMP: DENSITY:	1.55 - 1.60 g/cm ³				
FIBER VOLUME:	55.5 - 64.8 vol %	VOID CONTENT:	NA				
PLY THICKNESS:	0.0128 - 0.0149 in.						
TEST METHOD:	SRM 5R-94		MODULUS CALCULATION:		Chord between 1000 and 3000 $\mu\epsilon$		
NORMALIZED BY:	Specimen thickness and batch fiber areal weight to 57% fiber volume (0.0145 in. CPT)						
Temperature (°F)	72 ambient		-75 ambient		180 ambient		
Moisture Content (%)	61		61		61		
Equilibrium at T, RH							
Source Code							
	Normalized	Measured	Normalized	Measured	Normalized	Measured	
F_x^{ohltu} (ksi)	Mean	47.5	49.4	47.7	49.9	46.9	48.3
	Minimum	42.5	41.7	41.7	40.6	43.8	44.9
	Maximum	51.5	54.0	51.6	54.8	48.8	51.5
	C.V.(%)	5.49	7.03	5.73	7.82	3.46	4.66
	B-value	(1)	(1)	(1)	(1)	(1)	(1)
	Distribution	Weibull	Weibull	Weibull	Weibull	ANOVA	ANOVA
	C ₁	48.7	51.0	48.8	51.5	1.69	2.20
	C ₂	21.8	17.6	22.6	17.6	3.61	3.81
	No. Specimens	15		15		15	
	No. Batches	3		3		3	
Data Class	Interim		Interim		Interim		
E_x^{ohlt} (Msi)	Mean	6.86	7.24	7.25	7.77	6.75	7.04
	Minimum	6.72	7.09	7.08	7.63	6.55	6.71
	Maximum	7.07	7.41	7.34	7.94	7.14	7.45
	C.V.(%)	1.94	1.59	1.42	1.90	3.26	3.48
	No. Specimens	5		5		6	
No. Batches	1		1		1		
Data Class	Screening		Screening		Screening		
$\epsilon_x^{\text{ohltu}}$ ($\mu\epsilon$)	Mean	7100		6700		7100	
	Minimum	6500		6600		6800	
	Maximum	7500		7000		7400	
	C.V.(%)	5.7		2.5		3.8	
	B-value	(1)		(1)		(1)	
	Distribution	Normal		Normal		Normal	
	C ₁	7100		6700		7100	
	C ₂	400		170		270	
	No. Specimens	5		5		5	
	No. Batches	1		1		1	
Data Class	Screening		Screening		Screening		

(1) Basis values are presented only for A and B data classes.

MATERIAL:		AS4 6k/PR 500 RTM 5-harness satin weave fabric				Table 4.2.26(I) C/Ep 370-5HS AS4/PR 500 OHT, x-axis [0_i/45_i/90_i/-45_i]_s 240/A, 300/A, 350/A Interim, Screening	
RESIN CONTENT:	28 - 36 wt%	COMP: DENSITY:	1.55 - 1.60 g/cm ³				
FIBER VOLUME:	55.5 - 64.8 vol %	VOID CONTENT:	NA				
PLY THICKNESS:	0.0128 - 0.0149 in.						
TEST METHOD:	SRM 5R-94						
		MODULUS CALCULATION:		Chord between 1000 and 3000 $\mu\epsilon$			
NORMALIZED BY:		Specimen thickness and batch fiber areal weight to 57% fiber volume (0.0145 in. CPT)					
Temperature (°F)	240 ambient		300 ambient		350 ambient		
Moisture Content (%)	61		61		61		
Equilibrium at T, RH							
Source Code							
	Normalized	Measured	Normalized	Measured	Normalized	Measured	
F_x^{ohu} (ksi)	Mean	48.6	51.2	47.5	49.7	44.1	45.4
	Minimum	45.4	47.8	45.9	46.6	41.6	41.4
	Maximum	52.8	56.1	51.2	53.3	46.7	48.4
	C.V.(%)	3.89	4.96	3.20	4.11	3.61	3.86
	B-value	(1)	(1)	(1)	(1)	(1)	(1)
	Distribution	Weibull	Normal	Nonpara.	Weibull	ANOVA	Weibull
	C_1	49.5	51.2	8	50.7	1.70	46.3
C_2	25.6	2.54	1.49	26.1	3.84	29.3	
No. Specimens	16		16		16		
No. Batches	3		3		3		
Data Class	Interim		Interim		Interim		
E_x^{oh} (Msi)	Mean	6.58	6.96	6.64	7.02	6.01	6.28
	Minimum	6.42	6.70	6.52	6.74	5.85	6.08
	Maximum	6.78	7.20	6.87	7.12	6.33	6.52
	C.V.(%)	2.10	2.82	1.84	2.03	3.14	2.56
	No. Specimens	6		6		6	
No. Batches	1		1		1		
Data Class	Screening		Screening		Screening		
ϵ_x^{ohu} ($\mu\epsilon$)	Mean	7500		7200		7300	
	Minimum	7000		7000		7000	
	Maximum	7800		7300		7700	
	C.V.(%)	3.7		1.8		3.6	
	B-value	(1)		(1)		(1)	
	Distribution	Normal		Normal		Normal	
	C_1	7500		7200		7300	
C_2	270		130		260		
No. Specimens	6		6		6		
No. Batches	1		1		1		
Data Class	Screening		Screening		Screening		

(1) Basis values are presented only for A and B data classes.

MATERIAL:		AS4 6k/PR 500 RTM 5-harness satin weave fabric				Table 4.2.26(m) C/Ep 370-5HS AS4/PR 500 OHT, x-axis [0_t/45_t/90_t/-45_r]_s 180/W, 240/W, 300/W B18, Interim, Screening	
RESIN CONTENT:	28 - 36 wt%	COMP: DENSITY:	1.55 - 1.60 g/cm ³				
FIBER VOLUME:	55.5 - 64.8 vol %	VOID CONTENT:	NA				
PLY THICKNESS:	0.0128 - 0.0149 in.						
TEST METHOD:	MODULUS CALCULATION:						
SRM 5R-94	Chord between 1000 and 3000 $\mu\epsilon$						
NORMALIZED BY:	Specimen thickness and batch fiber areal weight to 57% fiber volume (0.0145 in. CPT)						
Temperature (°F)	180		240		300		
Moisture Content (%)	(2)		(2)		(2)		
Equilibrium at T, RH	160°F water		160°F water		160°F water		
Source Code	61		61		61		
	Normalized	Measured	Normalized	Measured	Normalized	Measured	
F_x^{ohu} (ksi)	Mean	47.1	49.3	46.4	48.6	46.5	48.6
	Minimum	43.1	44.2	43.7	46.0	44.4	45.7
	Maximum	50.0	53.6	49.4	53.4	50.1	52.3
	C.V.(%)	3.81	5.13	3.57	4.44	3.57	6.05
	B-value	(1)	(1)	(1)	(1)	41.9	43.6
	Distribution	Weibull	Weibull	Weibull	Nonpara.	Weibull	Weibull
	C ₁	47.9	50.4	47.2	8	28.1	26.8
	C ₂	29.6	22.0	31.0	1.49	47.3	49.6
	No. Specimens	16		16		21	
	No. Batches	3		3		3	
Data Class	Interim		Interim		B18		
E_x^{ohu} (Msi)	Mean	6.69	7.08	7.00	7.46	6.64	6.96
	Minimum	6.58	6.77	6.78	7.07	5.95	6.15
	Maximum	6.80	7.43	7.24	7.70	7.01	7.54
	C.V.(%)	1.63	3.44	2.96	3.74	4.92	5.93
	No. Specimens	6		6		16	
No. Batches	1		1		3		
Data Class	Screening		Screening		Interim		
ϵ_x^{ohu} ($\mu\epsilon$)	Mean	7100		6600		6900	
	Minimum	6800		6100		6000	
	Maximum	7200		7100		7800	
	C.V.(%)	2.2		6.5		6.1	
	B-value	(1)		(1)		5800	
	Distribution	Normal		Normal		Weibull	
	C ₁	7100		6600		7100	
	C ₂	150		430		17	
	No. Specimens	6		6		18	
	No. Batches	1		1		3	
Data Class	Screening		Screening		B18		

(1) Basis values are presented only for A and B data classes.

(2) Held in 160°F water bath until full saturation or 95% of equilibrium once full saturation was established.

MATERIAL:		AS4 6k/PR 500 RTM 5-harness satin weave fabric				Table 4.2.26(n) C/Ep 370-5HS AS4/PR 500 OHC, x-axis [0_i/45_i/90_i/-45_i]_s 72/A,180/A,240/A B18, Interim, Screening	
RESIN CONTENT:	28 - 36 wt%	COMP: DENSITY:	1.55 - 1.60 g/cm ³				
FIBER VOLUME:	55.5 - 64.8 vol %	VOID CONTENT:	NA				
PLY THICKNESS:	0.0128 - 0.0149 in.						
TEST METHOD:	SRM 5R-94						
		MODULUS CALCULATION:		Chord between 1000 and 3000 $\mu\epsilon$			
NORMALIZED BY:		Specimen thickness and batch fiber areal weight to 57% fiber volume (0.0145 in. CPT)					
Temperature (°F)	72 ambient		180 ambient		240 ambient		
Moisture Content (%)	61		61		61		
Equilibrium at T, RH							
Source Code							
	Normalized	Measured	Normalized	Measured	Normalized	Measured	
F_x^{ohcu} (ksi)	Mean	45.3	47.2	38.2	40.4	35.6	37.9
	Minimum	42.7	44.7	34.8	37.0	32.2	33.9
	Maximum	48.2	51.4	44.1	47.3	37.9	41.0
	C.V.(%)	3.57	4.17	6.32	6.93	4.22	4.38
	B-value	41.0	41.5	(1)	(1)	(1)	(1)
	Distribution	Weibull	Weibull	Weibull	Normal	Weibull	Weibull
	C ₁	46.1	48.1	39.4	40.4	36.2	38.6
	C ₂	30.7	24.0	15.1	2.80	29.6	26.7
	No. Specimens	18		16		16	
	No. Batches	3		3		3	
Data Class	B18		Interim		Interim		
E_x^{ohc} (Msi)	Mean	6.67	7.10	6.48	6.94	6.43	6.85
	Minimum	6.28	6.67	6.44	6.78	6.24	6.34
	Maximum	7.08	7.59	6.52	7.05	6.70	7.32
	C.V.(%)	4.47	5.02	0.549	1.44	1.87	4.35
	No. Specimens	8		5		15	
No. Batches	1		1		3		
Data Class	Screening		Screening		Screening		
ϵ_x^{ohcu} ($\mu\epsilon$)	Mean	6900		6100		5500	
	Minimum	6500		5400		5100	
	Maximum	7500		6800		6000	
	C.V.(%)	5.7		9.7		4.6	
	B-value	(1)		(1)		(1)	
	Distribution	Normal		Normal		Weibull	
	C ₁	6900		6100		5700	
	C ₂	390		590		24	
	No. Specimens	5		5		15	
	No. Batches	1		1		3	
Data Class	Screening		Screening		Screening		

(1) Basis values are presented only for A and B data classes.

MATERIAL:		AS4 6k/PR 500 RTM 5-harness satin weave fabric				Table 4.2.26(o) C/Ep 370-5HS AS4/PR 500 OHC, x-axis [0_t/45_t/90_t/-45_f]_s 300/A Interim	
RESIN CONTENT:	28 - 36 wt%	COMP: DENSITY:	1.55 - 1.60 g/cm ³				
FIBER VOLUME:	55.5 - 64.8 vol %	VOID CONTENT:	NA				
PLY THICKNESS:	0.0128 - 0.0149 in.						
TEST METHOD:	SRM 5R-94						
		MODULUS CALCULATION:		Chord between 1000 and 3000 $\mu\epsilon$			
NORMALIZED BY:		Specimen thickness and batch FAW to 57% fiber volume (0.0145 in. CPT)					
Temperature (°F)	300						
Moisture Content (%)	ambient						
Equilibrium at T, RH	61						
Source Code							
		Normalized	Measured	Normalized	Measured	Normalized	Measured
F_x^{ohcu} (ksi)	Mean	32.1	34.0				
	Minimum	26.2	28.9				
	Maximum	36.6	38.6				
	C.V.(%)	7.92	7.41				
	B-value	(1)	(1)				
	Distribution	Weibull	Weibull				
	C_1	33.2	35.1				
C_2	15.7	14.9					
No. Specimens	17						
No. Batches	3						
Data Class	Interim						
E_x^{ohc} (Msi)	Mean	6.24	6.60				
	Minimum	6.02	6.19				
	Maximum	6.38	7.24				
	C.V.(%)	1.73	4.13				
	No. Specimens	17					
No. Batches	3						
Data Class	Interim						
ϵ_x^{ohcu} ($\mu\epsilon$)	Mean		5100				
	Minimum		4300				
	Maximum		5700				
	C.V.(%)		7.6				
	B-value		(1)				
	Distribution		Weibull				
	C_1			5300			
C_2			17				
No. Specimens	17						
No. Batches	3						
Data Class	Interim						

(1) Basis values are presented only for A and B data classes.

MATERIAL:		AS4 6k/PR 500 RTM 5-harness satin weave fabric				Table 4.2.26(p) C/Ep 370-5HS AS4/PR 500 OHC, x-axis [0_t/45_t/90_t/-45_f]_s 180/W, 240/W, 300/W B18, Interim, Screening	
RESIN CONTENT:	28 - 36 wt%	COMP: DENSITY:	1.55 - 1.60 g/cm ³				
FIBER VOLUME:	55.5 - 64.8 vol %	VOID CONTENT:	NA				
PLY THICKNESS:	0.0128 - 0.0149 in.						
TEST METHOD:	MODULUS CALCULATION:						
SRM 5R-94	Chord between 1000 and 3000 $\mu\epsilon$						
NORMALIZED BY:	Specimen thickness and batch fiber areal weight to 57% fiber volume (0.0145 in. CPT)						
Temperature (°F)	180		240		300		
Moisture Content (%)	(2)		(2)		(2)		
Equilibrium at T, RH	160°F water		160°F water		160°F water		
Source Code	61		61		61		
	Normalized	Measured	Normalized	Measured	Normalized	Measured	
F_x^{ohcu} (ksi)	Mean	36.3	38.5	32.8	34.6	27.1	28.4
	Minimum	32.2	34.5	30.3	31.8	25.0	26.1
	Maximum	40.9	44.2	36.5	38.4	30.2	32.1
	C.V.(%)	7.01	7.02	5.76	6.39	6.35	6.52
	B-value	(1)	(1)	(1)	(1)	25.4	23.5
	Distribution	Weibull	ANOVA	Weibull	Weibull	Nonpara.	Weibull
C_1	37.5	2.90	33.7	35.7	9	29.3	
C_2	16.1	3.97	18.2	17.2	1.35	16.4	
No. Specimens	16		17		18		
No. Batches	3		3		3		
Data Class	Interim		Interim		B18		
E_x^{ohc} (Msi)	Mean	6.39	6.90	6.45	6.83	6.10	6.40
	Minimum	6.29	6.56	6.22	6.49	5.84	5.78
	Maximum	6.53	7.13	7.05	7.46	6.45	6.87
	C.V.(%)	1.69	2.89	3.54	4.03	2.64	4.57
No. Specimens	6		15		15		
No. Batches	1		3		3		
Data Class	Screening		Interim		Interim		
ϵ_x^{ohcu} ($\mu\epsilon$)	Mean	5800		5100		4500	
	Minimum	5400		4500		4100	
	Maximum	6500		5800		4900	
	C.V.(%)	7.0		7.2		5.4	
	B-value	(1)		(1)		(1)	
	Distribution	Normal		Weibull		Weibull	
C_1	5800		5300		4600		
C_2	410		15		20		
No. Specimens	6		15		15		
No. Batches	1		3		3		
Data Class	Screening		Interim		Interim		

(1) Basis values are presented only for A and B data classes.

(2) Held in 160°F water bath until full saturation or 95% of equilibrium once full saturation was established.

MATERIAL:		AS4 6k/PR 500 RTM 5-harness satin weave fabric				Table 4.2.26(q) C/Ep 370-5HS AS4/PR 500 CAI, x-axis [0_i/45_i/90_i/-45_i]_{2s} 72/A, Impact Interim	
RESIN CONTENT:	30 - 33 wt%	COMP: DENSITY:	1.56 - 1.59 g/cm ³				
FIBER VOLUME:	58.5 - 62.4 vol %	VOID CONTENT:	NA				
PLY THICKNESS:	0.0133 - 0.0141 in.						
TEST METHOD:	MODULUS CALCULATION:						
SRM 2-94, Impact energy (see footnotes)							
NORMALIZED BY:		Specimen thickness and batch FAW to 57% fiber volume (0.0145 in. CPT)					
Temperature (°F)	72 ambient		72 ambient		72 ambient		
Moisture Content (%)	(2)		(3)		(4)		
Equilibrium at T, RH	61		61		61		
Source Code							
	Normalized	Measured	Normalized	Measured	Normalized	Measured	
Mean	60.5	64.3	43.1	45.8	39.5	41.9	
Minimum	55.6	59.1	40.6	42.4	35.5	39.0	
Maximum	67.2	71.7	45.3	48.6	45.7	47.6	
C.V.(%)	5.33	5.42	3.31	4.23	6.32	5.47	
F_x^{cai}	(1)	(1)	(1)	(1)	(1)	(1)	
Distribution	Weibull	Weibull	ANOVA	ANOVA	ANOVA	ANOVA	
(ksi)	C ₁	62.0	66.0	1.58	2.17	2.64	2.45
	C ₂	19.6	18.9	4.98	5.26	3.99	4.18
No. Specimens	15		15		15		
No. Batches	3		3		3		
Data Class	Interim		Interim		Interim		

- (1) Basis values are presented only for A and B data classes.
(2) Impact energy: 135 in-lbs.
(3) Impact energy: 270 in-lbs.
(4) Impact energy: 360 in-lbs.

MATERIAL: AS4 6k/PR 500 RTM 5-harness satin weave fabric		Table 4.2.26(r) C/Ep 370-5HS AS4/PR 500 CAI, x-axis [0_i/45_i/90_i/-45_i]_{2s} 72/A, Impact Interim						
RESIN CONTENT:	30 - 33 wt%					COMP: DENSITY:	1.56 - 1.59 g/cm ³	
FIBER VOLUME:	58.5 - 62.4 vol %					VOID CONTENT:	NA	
PLY THICKNESS:	0.0133 - 0.0141 in.							
TEST METHOD: SRM 2R-94, Impact energy (see footnotes)		MODULUS CALCULATION:						
NORMALIZED BY: Specimen thickness and batch FAW to 57% fiber volume (0.0145 in. CPT)								
Temperature (°F)	72 ambient		72 ambient					
Moisture Content (%)	(2)		(3)					
Equilibrium at T, RH	61		61					
Source Code								
	Normalized	Measured	Normalized	Measured	Normalized	Measured		
Mean	37.2	39.4	35.1	37.4				
Minimum	34.8	36.1	33.0	34.5				
Maximum	40.9	43.7	37.5	39.8				
C.V.(%)	4.61	4.91	4.15	4.26				
F _x ^{cai} (ksi)	B-value	(1)	(1)	(1)	(1)			
	Distribution	ANOVA	ANOVA	ANOVA	ANOVA			
	C ₁	1.91	2.11	1.59	1.74			
	C ₂	5.12	4.73	4.65	4.75			
No. Specimens	15		15					
No. Batches	3		3					
Data Class	Interim		Interim					

- (1) Basis values are presented only for A and B data classes.
- (2) Impact energy: 450 in-lbs.
- (3) Impact energy: 545 in-lbs.

MATERIAL: AS4 6k/PR 500 RTM 5-harness satin weave fabric RESIN CONTENT: 33 - 34 wt% COMP: DENSITY: 1.56 g/cm ³ FIBER VOLUME: 57.3 - 58.3 vol % VOID CONTENT: NA PLY THICKNESS: 0.0142 - 0.0144 in.		Table 4.2.26(s) C/Ep 370-5HS AS4/PR 500 G_{Ic}, x-axis [0_r]_{6s} 72/A Screening					
TEST METHOD: BMS 8-276, Section 8.5.7 Double Cantilever beam (2)						MODULUS CALCULATION:	
NORMALIZED BY: Not normalized							
Temperature (°F)	72						
Moisture Content (%)	ambient						
Equilibrium at T, RH							
Source Code	61						
Mean	2.63						
Minimum	1.64						
Maximum	3.88						
C.V.(%)	20.1						
B-value	(1)						
Distribution	ANOVA						
G _{Ic} (in-lbs/in ²)							
C ₁	0.642						
C ₂	8.30						
No. Specimens	56						
No. Batches	2						
Data Class	Screening						

(1) Basis values are presented only for A and B data classes.
 (2) Equivalent to ASTM D 5528-94 with 0.5 inch specimen width.

MATERIAL: AS4 6k/PR 500 RTM 5-harness satin weave fabric RESIN CONTENT: 33 - 34 wt% COMP: DENSITY: 1.56 g/cm ³ FIBER VOLUME: 57.3 - 58.3 vol % VOID CONTENT: NA PLY THICKNESS: 0.0142 - 0.0144 in. TEST METHOD: MODULUS CALCULATION: BMS 8-276, Section 8.5.9 End Notched Flexure NORMALIZED BY: Not normalized		Table 4.2.26(t) C/Ep 370-5HS AS4/PR 500 G_{IIc}, x-axis [0_r]_{6s} 72/A B18			
Temperature (°F)	72				
Moisture Content (%)	ambient				
Equilibrium at T, RH					
Source Code	61				
Mean	7.88				
Minimum	6.21				
Maximum	10.8				
C.V.(%)	13.1				
B-value	(1)				
Distribution	ANOVA				
G _{IIc} (in-lbs/in ²)					
C ₁	1.20				
C ₂	5.02				
No. Specimens	47				
No. Batches	3				
Data Class	B18				

(1) B-basis values calculated from less than five batches of data using the ANOVA method are not presented.

4.2.27 T300 3k/EA9396 8-harness satin weave fabricMaterial Description:

Material: T300 3k/EA9396

Form: 8-harness satin fabric of Hexcel weave W133 using 3k tows at 24x23 tows per inch, fiber areal weight of 366 g/m², wet lay-up, typical cured resin content ranged from 31.9 to 37.1%, typical cured ply thickness of 0.015 inches.

Processing: Vacuum Bag cure; 195°F, 126 mm Hg, 45 minutes

General Supplier Information:

Fiber: T300 3k fibers are continuous carbon filaments made from PAN precursor, surface treated to improve handling characteristics and structural properties. Filament count is 3,000 filaments per tow. Typical tensile modulus is 33×10^6 psi. Typical tensile strength is 530,000 psi.

Matrix: EA9396 is a 200°F curing toughened epoxy resin with improved hot/wet properties. 75 minute pot life for 1 lb. batch. This resin is a two part, unfilled version of EA 9394.

Maximum Short Term Service Temperature: 300°F (dry), 180°F (wet)

Typical applications: aircraft repair

Data Analysis Summary:

1. This material was tested at fiber volumes that exceed what are typically used for repair. Data should be substantiated if used at lower fiber volumes.
2. Elevated temperature, wet properties for compression and shear are low and have increased variability because the material was tested near the glass transition temperature.
3. Reported fiber volumes and resin contents are not consistent with the measured ply thicknesses.
4. Data are from publicly available report, Reference 4.2.27.

4.2.27 T300 3k/EA 9396 8-harness satin weave fabric*

MATERIAL:	T300 3k/EA 9396 8-harness satin weave fabric			C/Ep 366-8HS T300/EA 9396 Summary	
FORM:	Dry carbon fabric impregnated with epoxy resin in a wet lay-up impregnation process.				
FIBER:	Toray T300 , 3k, UC 309 Sizing	MATRIX:	Dexter-Hysol EA 9396		
T _g (dry):	349°F	T _g (wet):	225°F		T _g METHOD:
PROCESSING:	Vacuum Bag Cure: 195-200°F, 45 min., 25 in. Hg.				

* ALL DOCUMENTATION PRESENTLY REQUIRED WERE NOT SUPPLIED FOR THIS MATERIAL.

Date of fiber manufacture		Date of testing	11/88-5/91
Date of resin manufacture	8/88-10/88	Date of data submittal	3/98
Date of prepreg manufacture	NA	Date of analysis	8/98
Date of composite manufacture	11/88-5/91		

LAMINA PROPERTY SUMMARY

	72°F/A		-65°F/A	200°F/A		-65°F/W	72°F/W	200°F/W
Tension, 1-axis	IISI						IISI	
Tension, 2-axis	SSSS		IISI	IISI		IISI	IISI	IISI
Tension, 3-axis								
Compression, 1-axis	SS-S						II-I	
Compression, 2-axis	SS-S		IS-S	II-I		II-I	II-I	SS-S
Compression, 3-axis								
Shear, 12-plane	II--		II--	II--		II--	IS--	II--
Shear, 23-plane								
Shear, 31-plane								

Classes of data in Strength/Modulus/Poisson's Ratio/Strain-to-Failure order: A = A75, a = A55, B = B30, b = B18, M = Mean, I = Interim, S = Screening, - = no data (See Table 1.4.2(c))

		Nominal	As Submitted	Test Method
Fiber Density	(g/cm ³)	1.78	1.78	D 792
Resin Density	(g/cm ³)	1.14		
Composite Density	(g/cm ³)	1.45	1.46-1.48	D 792
Fiber Areal Weight	(g/m ²)	366	366	
Fiber Volume	(%)	54	53.7-57.3	D 3171A
Ply Thickness	(in)	0.0142	0.014-0.016	

Nominal composite densities assume void content of 0%.

LAMINATE PROPERTY SUMMARY

Classes of data in Strength/Modulus/Poisson's Ratio/Strain-to-Failure order: A = A75, a = A55, B = B30, b = B18, M = Mean, I = Interim, S = Screening, - = no data (See Table 1.4.2(c))

MATERIAL:		T300 3k/EA 9396 8-harness satin weave fabric				Table 4.2.27(a) C/Ep 366-8HS T300 3k/EA 9396 Tension, 1-axis [0]_t_s 72/A,72/W Interim, Screening	
RESIN CONTENT:	32.7-34.2 wt%	COMP. DENSITY:	1.48 g/cm ³				
FIBER VOLUME:	56.3-57.3 %	VOID CONTENT:	4.0-4.8 %				
PLY THICKNESS:	0.0148-0.0153 in.						
TEST METHOD:	ASTM D 3039	MODULUS CALCULATION:	Chord between 1000 and 3000µε				
NORMALIZED BY:	Specimen thickness and areal weight to 57% (0.0142 in. CPT)						
Temperature (°F)	72		72				
Moisture Content (%)	Ambient		(1)				
Equilibrium at T, RH			140, 95-100				
Source Code	31		31				
		Normalized	Measured	Normalized	Measured	Normalized	Measured
F ₁ ^{tu} (ksi)	Mean	88.3	80.6	92.8	84.9		
	Minimum	80.2	73.1	84.1	74.3		
	Maximum	94.4	86.0	102	91.4		
	C.V.(%)	5.79	6.39	5.49	6.00		
	B-value Distribution	(2) Weibull	(2) Nonpara.	(2) Weibull	(2) Weibull		
	C ₁	90.6	8	95.1	87.2		
	C ₂	22.5	1.54	20.7	21.1		
No. Specimens	15		15				
No. Batches	3		3				
Data Class	Interim		Interim				
E ₁ ^t (Msi)	Mean	9.17	8.38	9.68	8.85		
	Minimum	8.68	7.69	9.38	8.44		
	Maximum	10.1	9.22	10.3	9.34		
	C.V.(%)	3.96	4.60	2.43	2.71		
	No. Specimens	15		15			
No. Batches	3		3				
Data Class	Interim		Interim				
ν ₁₂ ^t	Mean	0.0587		0.0372			
	No. Specimens	7		6			
	No. Batches	3		3			
	Data Class	Screening		Screening			
ε ₁ ^{tu} (µε)	Mean	7830		9570			
	Minimum	5500		8800			
	Maximum	9480		10400			
	C.V.(%)	14.3		5.34			
	B-value Distribution	(2) ANOVA		(2) Weibull			
	C ₁	4.64		9800			
	C ₂	1220		22.7			
No. Specimens	15		15				
No. Batches	3		3				
Data Class	Interim		Interim				

- (1) Unknown weight gain.
- (2) Basis values are presented only for A and B data classes.

MATERIAL:		T300 3k/EA 9396 8-harness satin weave fabric				Table 4.2.27(b) C/Ep 366-8HS T300 3k/EA 9396 Tension, 2-axis [0]_t^s 72/A, -65/A, 200/A Interim, Screening	
RESIN CONTENT:	32.7-34.2 wt%	COMP. DENSITY:	1.48 g/cm ³				
FIBER VOLUME:	56.3-57.3 %	VOID CONTENT:	4.0-4.8 %				
PLY THICKNESS:	0.0148-0.0153 in.						
TEST METHOD:	ASTM D 3039		MODULUS CALCULATION:		Chord between 1000 and 3000μϵ		
NORMALIZED BY:	Specimen thickness and areal weight to 57% (0.0142 in. CPT)						
Temperature (°F)	72 Ambient		-65 Ambient		200 Ambient		
Moisture Content (%)	31		31		31		
Equilibrium at T, RH							
Source Code							
	Normalized	Measured	Normalized	Measured	Normalized	Measured	
F ₂ ^{tu} (ksi)	Mean	100	93.0	93.6	90.6	78.9	75.5
	Minimum	80.4	75.1	87.0	82.9	59.7	57.3
	Maximum	110	101	103	107	94.6	91.7
	C.V.(%)	9.39	9.11	5.19	6.89	12.4	13.1
	B-value Distribution	(1) Weibull	(1) Weibull	(1) Weibull	(1) Lognormal	(1) ANOVA	(1) ANOVA
C ₁		104	96.4	95.9	4.50	4.61	4.61
	C ₂	15.2	16.0	19.7	0.0663	10.6	10.7
No. Specimens	14		15		15		
No. Batches	3		3		3		
Data Class	Screening		Interim		Interim		
E ₂ ^t (Msi)	Mean	9.10	8.51	9.60	9.29	9.05	8.64
	Minimum	8.11	7.31	8.97	8.33	8.37	7.75
	Maximum	9.68	9.44	10.1	10.2	9.67	9.23
	C.V.(%)	5.12	6.58	3.27	4.66	4.92	5.14
No. Specimens	14		15		15		
No. Batches	3		3		3		
Data Class	Screening		Interim		Interim		
ν ₂₁ ^t	Mean	0.0509		0.0543		0.0575	
	No. Specimens	9		7		6	
	No. Batches	3		3		3	
	Data Class	Screening		Screening		Screening	
ε ₂ ^{tu} (μϵ)	Mean	10500		9580		8590	
	Minimum	8520		8850		6460	
	Maximum	11700		10600		10000	
	C.V.(%)	10.3		6.71		10.7	
	B-value Distribution	(1) Weibull		(1) ANOVA		(1) Weibull	
C ₁		10900		4.81		8980	
	C ₂	13.0		704		11.3	
No. Specimens	14		15		15		
No. Batches	3		3		3		
Data Class	Screening		Interim		Interim		

(1) Basis values are presented only for A and B data classes.

MATERIAL:		T300 3k/EA 9396 8-harness satin weave fabric				Table 4.2.27(c) C/Ep 366-8HS T300 3k/EA 9396 Tension, 2-axis [0]_r_s -65/W, 72/W, 200/W Interim, Screening	
RESIN CONTENT:	32.7-34.2 wt%	COMP. DENSITY:	1.48 g/cm ³				
FIBER VOLUME:	56.3-57.3 %	VOID CONTENT:	4.0-4.8 %				
PLY THICKNESS:	0.0148-0.0153 in.						
TEST METHOD:	ASTM D 3039		MODULUS CALCULATION:				
			Chord between 1000 and 3000μϵ				
NORMALIZED BY:	Specimen thickness and areal weight to 57% (0.0142 in. CPT)						
Temperature (°F)	-65		72		200		
Moisture Content (%)	(1)		(1)		(1)		
Equilibrium at T, RH	140, 95-100		140, 95-100		140, 95-100		
Source Code	31		31		31		
	Normalized	Measured	Normalized	Measured	Normalized	Measured	
F ₂ ^{tu} (ksi)	Mean	100	96.7	93.3	87.5	66.7	64.3
	Minimum	79.4	80.6	80.4	72.0	60.2	56.7
	Maximum	110	105	101	101	71.9	72.1
	C.V.(%)	7.40	6.88	5.94	9.29	5.51	6.51
	B-value Distribution	(2) Weibull	(2) Weibull	(2) Weibull	(2) Weibull	(2) Weibull	(2) Normal
C ₁		103	99.4	95.7	91.2	68.4	64.3
	C ₂	19.1	20.2	21.2	12.1	22.0	4.18
No. Specimens	15		15		16		
No. Batches	3		3		3		
Data Class	Interim		Interim		Interim		
E ₂ ^t (Msi)	Mean	9.84	9.52	9.32	8.73	8.29	7.98
	Minimum	9.51	8.91	8.89	8.22	7.29	7.01
	Maximum	10.1	10.4	9.81	9.63	9.28	9.20
	C.V.(%)	1.95	3.69	2.83	4.21	7.49	7.73
No. Specimens	15		15		16		
No. Batches	3		3		3		
Data Class	Interim		Interim		Interim		
ν ₂₁ ^t	Mean	0.0535		0.0460		0.0497	
	No. Specimens	6		6		10	
	No. Batches	3		3		3	
Data Class	Screening		Screening		Screening		
ε ₂ ^{tu} (μϵ)	Mean	9830		10000		7370	
	Minimum	7210		8390		3070	
	Maximum	11000		11700		9520	
	C.V.(%)	10.5		8.61		23.5	
	B-value Distribution	(2) Weibull		(2) Weibull		(2) Weibull	
C ₁		10200		10400		8000	
	C ₂	14.4		12.5		5.72	
No. Specimens	15		15		16		
No. Batches	3		3		3		
Data Class	Interim		Interim		Interim		

(1) Unknown weight gain.

(2) Basis values are presented only for A and B data classes.

MATERIAL:		T300 3k/EA 9396 8-harness satin weave fabric				Table 4.2.27(d) C/Ep 366-8HS T300 3k/EA 9396 Compression, 1-axis [0_i]₁₂ 72/A,72/W Interim, Screening	
RESIN CONTENT:	34.7-37.1 wt%	COMP. DENSITY:	1.48 g/cm ³				
FIBER VOLUME:	53.7-55.5 %	VOID CONTENT:	2.8-4.8 %				
PLY THICKNESS:	0.0147-0.0152 in.						
TEST METHOD:	ASTM D 3410B	MODULUS CALCULATION:	Chord between 1000 and 3000µε				
NORMALIZED BY:	Specimen thickness and batch areal weight to 57% (0.0142 in. CPT)						
Temperature (°F)	72		72				
Moisture Content (%)	Ambient		2.18-2.43				
Equilibrium at T, RH			(1)				
Source Code	31		31				
		Normalized	Measured	Normalized	Measured	Normalized	Measured
F _I ^{cu} (ksi)	Mean	75.0	69.9	58.0	53.9		
	Minimum	60.1	56.4	47.4	42.3		
	Maximum	84.1	78.5	72.9	65.4		
	C.V.(%)	8.48	8.22	11.9	11.1		
	B-value	(2)	(2)	(2)	(2)		
	Distribution	Weibull	Weibull	Weibull	ANOVA		
	C ₁	77.6	72.3	61.1	3.06		
C ₂	15.1	15.7	8.65	6.12			
No. Specimens	12		15				
No. Batches	3		3				
Data Class	Screening		Interim				
E _I ^c (Msi)	Mean	8.92	8.37	8.29	7.70		
	Minimum	6.56	6.15	6.49	6.05		
	Maximum	11.1	10.3	9.88	9.21		
	C.V.(%)	15.0	15.8	13.0	13.5		
	No. Specimens	12		15			
No. Batches	3		3				
Data Class	Screening		Interim				
v ₁₂ ^c	Mean						
	No. Specimens						
	No. Batches						
	Data Class						
ε _I ^{cu} (µε)	Mean		8940		7840		
	Minimum		6670		5410		
	Maximum		14300		12300		
	C.V.(%)		27.3		26.4		
	B-value		(2)		(2)		
	Distribution		Lognormal		Weibull		
	C ₁		9.07		8630		
	C ₂		0.248		4.10		
	No. Specimens	12		15			
	No. Batches	3		3			
Data Class	Screening		Interim				

(1) Specimens conditioned at 140°F, 95-100% RH for 99 days.
 (2) Basis values are presented only for A and B data classes.

MATERIAL:		T300 3k/EA 9396 8-harness satin weave fabric				Table 4.2.27(e) C/Ep 366-8HS T300 3k/EA 9396 Compression, 2-axis [0_i]₁₂ -65/A, 72/A, 200/A Interim, Screening	
RESIN CONTENT:	34.7-37.1 wt%	COMP. DENSITY:		1.48 g/cm ³			
FIBER VOLUME:	53.7-55.5 %	VOID CONTENT:		2.8-4.8 %			
PLY THICKNESS:	0.0147-0.0153 in.						
TEST METHOD:		MODULUS CALCULATION:					
ASTM D 3410B		Chord between 1000 and 3000μϵ					
NORMALIZED BY:		Specimen thickness and areal weight to 57% (0.0142 in. CPT)					
Temperature (°F)		72		-65		200	
Moisture Content (%)		Ambient		Ambient		Ambient	
Equilibrium at T, RH							
Source Code		31		31		31	
		Normalized	Measured	Normalized	Measured	Normalized	Measured
F ₂ ^{cu} (ksi)	Mean	63.7	60.9	86.4	83.2	42.1	40.4
	Minimum	52.5	52.3	72.3	70.6	35.0	35.2
	Maximum	69.1	65.6	96.8	91.2	49.4	45.8
	C.V.(%)	7.50	7.03	10.2	8.38	9.61	7.86
	B-value Distribution	(1) Weibull	(1) Weibull	(1) Weibull	(1) Weibull	(1) ANOVA	(1) ANOVA
C ₁ C ₂		65.7	62.7	90.2	86.1	4.48	5.27
		18.7	19.1	12.7	15.8	5.05	3.56
No. Specimens		14		15		15	
No. Batches		3		3		3	
Data Class		Screening		Interim		Interim	
E ₂ ^c (Msi)	Mean	8.21	7.86	8.79	8.46	8.26	7.95
	Minimum	6.41	5.94	7.77	7.38	6.75	6.46
	Maximum	9.48	9.21	12.0	11.2	9.93	9.56
	C.V.(%)	9.69	10.6	12.5	11.6	11.1	11.0
No. Specimens		14		13		15	
	No. Batches	3		3		3	
Data Class		Screening		Screening		Interim	
v ₂₁ ^c	Mean						
	No. Specimens						
No. Batches							
Data Class							
ε ₂ ^{cu} (μϵ)	Mean	8260		11700		5360	
	Minimum	5580		8230		3590	
	Maximum	13900		14000		7610	
	C.V.(%)	26.1		17.1		21.4	
	B-value Distribution	(1) Normal		(1) Weibull		(1) ANOVA	
C ₁ C ₂		8260		12400		3.97	
		2150		8.15		1210	
No. Specimens		14		13		15	
	No. Batches	3		3		3	
Data Class		Screening		Screening		Interim	

(1) Basis values are presented only for A and B data classes.

MATERIAL:		T300 3k/EA 9396 8-harness satin weave fabric				Table 4.2.27(f) C/Ep 366-8HS T300 3k/EA 9396 Compression, 2-axis [0_r]₁₂ -65/W, 72/W, 200/W Interim, Screening	
RESIN CONTENT:	34.7-37.1 wt%	COMP. DENSITY:	1.48 g/cm ³				
FIBER VOLUME:	53.7-55.5 %	VOID CONTENT:	2.8-4.8 %				
PLY THICKNESS:	0.0147-0.0152 in.						
TEST METHOD:	ASTM D 3410B		MODULUS CALCULATION:		Chord between 1000 and 3000μϵ		
NORMALIZED BY:	Specimen thickness and areal weight to 57% (0.0142 in. CPT)						
Temperature (°F)	72		-65		200		
Moisture Content (%)	1.91-2.30		1.91-2.30		1.91-2.30		
Equilibrium at T, RH	(1)		(1)		(1)		
Source Code	31		31		31		
	Normalized	Measured	Normalized	Measured	Normalized	Measured	
F ₂ ^{cu} (ksi)	Mean	52.8	50.7	79.5	76.4	29.3	28.0
	Minimum	45.8	44.4	69.0	67.6	20.6	19.8
	Maximum	65.3	59.9	92.8	86.0	39.3	37.1
	C.V.(%)	9.49	8.02	8.94	7.54	17.8	17.4
	B-value	(2)	(2)	(2)	(2)	(2)	(2)
	Distribution	Weibull	Weibull	Weibull	Weibull	Weibull	Weibull
	C ₁	55.1	52.6	82.7	79.1	31.4	30.0
	C ₂	10.2	12.7	12.2	14.7	6.42	6.58
	No. Specimens	15		15		13	
	No. Batches	3		3		3	
Data Class	Interim		Interim		Screening		
E ₂ ^c (Msi)	Mean	8.57	8.24	9.14	8.80	9.12	8.73
	Minimum	6.91	6.56	8.48	8.19	7.51	7.36
	Maximum	9.60	9.34	10.5	10.2	11.2	10.7
	C.V.(%)	10.1	10.3	6.29	6.01	11.9	11.5
	No. Specimens	15		15		13	
No. Batches	3		3		3		
Data Class	Interim		Interim		Screening		
v ₂₁ ^c	Mean						
	No. Specimens						
	No. Batches						
ε ₂ ^{cu} (μϵ)	Mean	6490		9850		3440	
	Minimum	3690		7460		1930	
	Maximum	12900		14100		5130	
	C.V.(%)	32.6		19.6		28.9	
	B-value	(2)		(2)		(2)	
	Distribution	Lognormal		Weibull		Weibull	
	C ₁	8.74		10600		38000	
	C ₂	0.283		5.42		4.07	
	No. Specimens	15		15		13	
	No. Batches	3		3		3	
Data Class	Interim		Interim		Screening		

(1) Specimens conditioned at 140°F, 95-100% RH for 62-99 days.

(2) Basis values are presented only for A and B data classes.

MATERIAL:		T300 3k/EA 9396 8-harness satin weave fabric					Table 4.2.27(g) C/Ep 366-8HS T300 3k/EA 9396 Shear, 12-plane [+/-45_f]₈ 72/A, -65/A, 200/A, 72/W, -65/W, 200/W Interim, Screening
RESIN CONTENT:	31.9-35.4 wt%	COMP. DENSITY:	1.49 g/cm ³				
FIBER VOLUME:	53.9-57.0 %	VOID CONTENT:	4.6-5.6 %				
PLY THICKNESS:	0.0150-0.0160 in.						
TEST METHOD:	ASTM D 3518					MODULUS CALCULATION:	
NORMALIZED BY:	Not normalized						
Temperature (°F)	72	-65	200	72	-65	200	
Moisture Content (%)	Ambient	Ambient	Ambient	2.08-2.34	2.08-2.34	2.08-2.34	
Equilibrium at T, RH				(1)	(1)	(1)	
Source Code	31	31	31	31	31	31	
F_{12}^{su} (ksi)	Mean	12.8	18.4	7.82	10.5	16.8	4.49
	Minimum	11.4	15.7	6.94	8.79	13.7	3.82
	Maximum	15.4	21.8	9.30	12.6	20.8	5.46
	C.V.(%)	9.95	9.53	9.51	12.2	11.9	11.2
	B-value	(2)	(2)	(2)	(2)	(2)	(2)
	Distribution	Normal	Weibull	Weibull	Normal	Weibull	Normal
	C ₁	12.8	19.2	8.16	10.5	17.7	4.49
	C ₂	1.28	11.7	11.1	1.27	8.95	0.502
	No. Specimens	15	15	15	15	15	15
	No. Batches	3	3	3	3	3	3
Data Class	Interim	Interim	Interim	Interim	Interim	Interim	
G_{12}^s (Msi)	Mean	0.634	0.829	0.413	0.542	0.824	0.249
	Minimum	0.510	0.719	0.347	0.452	0.623	0.153
	Maximum	0.851	0.967	0.561	0.757	1.08	0.468
	C.V.(%)	13.9	9.07	16.5	17.5	15.3	32.5
	No. Specimens	15	15	15	15	13	14
No. Batches	3	3	3	3	3	3	
Data Class	Interim	Interim	Interim	Interim	Screening	Screening	
γ_{12}^s	Mean						
	No. Specimens						
	No. Batches						
Data Class							

(1) Specimens conditioned at 140°F, 95-100% RH for 91 days.

(2) Basis values are presented only for A and B data classes.

4.2.28 AS4 12k/997 unidirectional tapeMaterial Description:

Material: AS4 /997

Form: Unidirectional tape, filament count of 12,000 filaments per tow, fiber areal weight of 145 g/m², typical cured resin content of 35%, typical cured ply thickness of 0.0056 inches.

Processing: Autoclave cure; 350° F, 85 psi for two hours.

General Supplier Information:

Fiber: AS4 fibers are continuous carbon filaments made from PAN precursor, surface treated to improve handling characteristics and structural properties. Filament count is 12,000 filaments per tow. Typical tensile modulus is 34×10^6 psi. Typical tensile strength is 550,000 psi.

Matrix: 997 is a 350°F curing epoxy resin.

Maximum Short Term Service Temperature: 350°F (dry), 250°F (wet)

Typical applications: Primary and secondary aircraft structure. Elevated temperature service.

4.2.28 AS4 12k/997 unidirectional tape

MATERIAL:	AS4 12k/997 unidirectional tape			C/Ep 145-UT AS4/997 Summary	
FORM:	Fiberite HyE 997/AS4 Unsized 12k prepreg				
FIBER:	Hexcel AS4 12k, no twist	MATRIX:	Fiberite 997		
T _g (dry):	410°F	T _g (wet):	320°F		T _g METHOD: DMA E'
PROCESSING:	Autoclave: 2 hours, 350°F, 85 psi				

Date of fiber manufacture	7/96-3/97	Date of testing	5/97-10/97
Date of resin manufacture	4/97	Date of data submittal	7/97
Date of prepreg manufacture	4/97	Date of analysis	2/99
Date of composite manufacture	4/97		

LAMINA PROPERTY SUMMARY

	73°F/A		-65°F/A		180°F/W			
Tension, 1-axis	BM-B		BM-B		BM-B			
Tension, 2-axis	BM-B		BM-B		BM-B			
Tension, 3-axis								
Compression, 1-axis	BM-B		BM-B		BM-B			
Compression, 2-axis	BM-B		BM-B		BM-B			
Compression, 3-axis								
Shear, 12-plane								
Shear, 23-plane								
Shear, 13-plane								
SBS, 31-plane	S---		S---		S---			

Classes of data in Strength/Modulus/Poisson's Ratio/Strain-to-Failure order: A = A75, a = A55, B = B30, b = B18, M = Mean, I = Interim, S = Screening, - = no data (See Table 1.4.2(c))

	Nominal	As Submitted	Test Method
Fiber Density (g/cm ³)	1.79	1.77-1.80	SACMA SRM-15
Resin Density (g/cm ³)	1.30		ASTM D 792
Composite Density (g/cm ³)	1.60	1.58-1.60	
Fiber Areal Weight (g/m ²)	145		ASTM 3529-90, modified
Fiber Volume (%)	57	54.4-62.6	
Ply Thickness (in)	0.0056	0.0053-0.0059	

LAMINATE PROPERTY SUMMARY

	73/A		-65/A		180/W		
[0,±45, 90] _{3s} Family							
Bearing	SS--		SS--		SS--		
OHT	S---		S---		S---		
OHC	S---		S---		S---		

Classes of data in Strength/Modulus/Poisson's Ratio/Strain-to-Failure order: A = A75, a = A55, B = B30, b = B18, M = Mean, I = Interim, S = Screening, - = no data (See Table 1.4.2(c))

MATERIAL:		AS4 12k/997 unidirectional tape				Table 4.2.28(a) C/Ep 145-UT AS4 12k/997 Tension, 1-axis [0]_s 73/A, -65/A, 180/W B30, Mean	
RESIN CONTENT:	27.4-31.1 wt%	COMP. DENSITY:	1.58-1.59 g/cm ³				
FIBER VOLUME:	55.5-64.8 %	VOID CONTENT:	0-0.32 %				
PLY THICKNESS:	0.0055-0.0058 in.						
TEST METHOD:	ASTM D 3039-76		MODULUS CALCULATION:				
			Chord modulus in linear range				
NORMALIZED BY:	Specimen thickness and fiber areal weight to 60% fiber volume (0.0056 in. CPT)						
Temperature (°F)	73		-65		180		
Moisture Content (%)	ambient		ambient		1.10		
Equilibrium at T, RH					(1)		
Source Code	85		85		85		
	Normalized	Measured	Normalized	Measured	Normalized	Measured	
F_1^{tu} (ksi)	Mean	327	325	306	303	327	322
	Minimum	285	271	178	172	301	298
	Maximum	359	362	344	334	351	344
	C.V.(%)	4.52	5.93	9.59	9.80	3.79	3.98
	B-value	292	291	263	262	298	298
Distribution	Weibull	Normal	Weibull	Weibull	Weibull	Nonpara.	
C_1	334	325	317	313	332		
C_2	24.1	19.3	17.0	17.6	29.4		
No. Specimens	30		30		30		
No. Batches	5		5		5		
Data Class	B30		B30		B30		
E_1^t (Msi)	Mean	19.9	19.8	20.0	19.8	20.1	19.8
	Minimum	18.4	19.0	19.3	18.6	18.4	18.7
	Maximum	21.1	20.5	20.8	20.8	21.8	22.2
	C.V.(%)	3.30	2.19	2.23	2.44	3.78	3.55
	No. Specimens	30		30		30	
No. Batches	5		5		5		
Data Class	Mean		Mean		Mean		
ν_{12}^t	Mean						
	No. Specimens						
	No. Batches						
	Data Class						
ϵ_1^{tu} ($\mu\epsilon$)	Mean	15300		14300		15000	
	Minimum	13500		8330		13700	
	Maximum	16500		15500		16100	
	C.V.(%)	4.23		9.09		3.78	
	B-value	13700		12600		13800	
Distribution	ANOVA		Weibull		Weibull		
C_1	666		14700		15290		
C_2	2.45		20.5		29.9		
No. Specimens	30		30		30		
No. Batches	5		5		5		
Data Class	B30		B30		B30		

(1) Conditioned at 160°F, 85% RH.

MATERIAL:		AS4 12k/997 unidirectional tape		Table 4.2.28(b) C/Ep 145-UT AS4 12k/997 Tension, 2-axis [90]₂₄ 73/A, -65/A, 180/W B30, Mean
RESIN CONTENT:	29.4-32.7 wt%	COMP. DENSITY:	1.58-1.59 g/cm ³	
FIBER VOLUME:	55.5-64.8 %	VOID CONTENT:	0 -1.24 %	
PLY THICKNESS:	0.0056-0.0059 in.			
TEST METHOD:	ASTM D 3039-76	MODULUS CALCULATION:	Chord modulus in linear range	
NORMALIZED BY:	Not normalized.			
Temperature (°F)	73	-65	180	
Moisture Content (%)	ambient	ambient	1.10	
Equilibrium at T, RH			(1)	
Source Code	85	85	85	
F_2^{tu} (ksi)	Mean	11.3	12.7	5.64
	Minimum	9.70	11.2	4.30
	Maximum	13.3	14.4	6.60
	C.V.(%)	6.06	6.58	8.64
	B-value	10.1	10.8	4.15
	Distribution	Normal	Weibull	ANOVA
	C_1	11.3	13.1	0.515
C_2	0.683	16.3	2.90	
No. Specimens	30	30	30	
No. Batches	5	5	5	
Data Class	B30	B30	B30	
E_2^t (Msi)	Mean	1.36	1.53	1.21
	Minimum	1.27	1.43	1.16
	Maximum	1.50	1.61	1.32
	C.V.(%)	3.19	2.63	3.38
	No. Specimens	30	30	30
No. Batches	5	5	5	
Data Class	Mean	Mean	Mean	
ν_{21}^t	Mean			
	No. Specimens			
	No. Batches			
	Data Class			
ϵ_2^{tu} ($\mu\epsilon$)	Mean	8820	8700	4940
	Minimum	7390	7470	3710
	Maximum	11200	10100	5980
	C.V.(%)	8.07	7.25	9.17
	B-value	7640	7390	3650
	Distribution	Lognormal	ANOVA	ANOVA
	C_1	9.08	637	472
	C_2	0.079	2.06	2.72
	No. Specimens	30	30	30
	No. Batches	5	5	5
Data Class	B30	B30	B30	

(1) Conditioned at 160°F, 85% RH.

MATERIAL:		AS4 12k/997 unidirectional tape				Table 4.2.28(c) C/Ep 145-UT AS4 12k/997 Compression, 1-axis [0]₁₉ 73/A, -65/A, 180/W B30, Mean	
RESIN CONTENT:	30.6-32.5 wt%	COMP. DENSITY:	1.58-1.59 g/cm ³				
FIBER VOLUME:	54.4-62.6 %	VOID CONTENT:	0.34-0.74				
PLY THICKNESS:	0.0055-0.0057 in.						
TEST METHOD:	MODULUS CALCULATION:						
ASTM D 3410A-94							
NORMALIZED BY:		Specimen thickness and batch fiber areal weight to 60% fiber volume (0.0056 in. CPT)					
Temperature (°F)	73		-65		180		
Moisture Content (%)	ambient		ambient		1.10		
Equilibrium at T, RH					(1)		
Source Code	85		85		85		
	Normalized	Measured	Normalized	Measured	Normalized	Measured	
F_1^{cu} (ksi)	Mean	229	221	233	227	159	152
	Minimum	169	174	182	182	132	130
	Maximum	263	251	273	261	179	178
	C.V.(%)	7.88	7.14	8.76	8.89	6.43	6.71
	B-value Distribution	195 Weibull	186 ANOVA	191 Weibull	186 Weibull	135 ANOVA	125 ANOVA
C_1	236	16.0	242	236	10.4	10.6	
C_2	16.5	2.19	13.3	13.2	2.29	2.58	
No. Specimens	30		30		30		
No. Batches	5		5		5		
Data Class	B30		B30		B30		
E_1^c (Msi)	Mean	17.8	17.2	18.1	17.6	18.6	17.8
	Minimum	16.6	16.5	17.1	16.8	17.2	17.1
	Maximum	18.7	18.0	20.1	19.5	20.5	19.2
	C.V.(%)	2.86	1.96	4.11	3.26	4.23	2.50
	No. Specimens	30		30		30	
No. Batches	5		5		5		
Data Class	Mean		Mean		Mean		
V_{12}^c	Mean						
	No. Specimens						
	No. Batches						
	Data Class						
ϵ_1^{cu} ($\mu\epsilon$)	Mean	15400		15600		9550	
	Minimum	10700		11300		7830	
	Maximum	17900		19200		11500	
	C.V.(%)	9.82		12.9		10.1	
	B-value Distribution	11900 ANOVA		11500 Weibull		6900 ANOVA	
C_1	1544		16500		998		
C_2	2.26		8.72		2.66		
No. Specimens	30		30		30		
No. Batches	5		5		5		
Data Class	B30		B30		B30		

(1) Conditioned at 160°F, 85% RH.

MATERIAL:		AS4 12k/997 unidirectional tape		Table 4.2.28(d) C/Ep 145-UT AS4 12k/997 Compression, 2-axis [90]₂₄ 73/A, -65/A, 180/W B30, Mean
RESIN CONTENT:	29.4-32.7 wt%	COMP. DENSITY:	1.58-1.59 g/cm ³	
FIBER VOLUME:	54.4-62.6 %	VOID CONTENT:	0 -1.24 %	
PLY THICKNESS:	0.0056-0.0059 in.			
TEST METHOD:	SRM 1-94		MODULUS CALCULATION:	
			Chord modulus between 1000 and 3000 $\mu\epsilon$	
NORMALIZED BY:	Not normalized.			
Temperature (°F)	73	-65	180	
Moisture Content (%)	ambient	ambient	1.10	
Equilibrium at T, RH			(1)	
Source Code	85	85	85	
F_2^{cu} (ksi)	Mean	37.0	39.0	25.4
	Minimum	29.5	20.7	24.0
	Maximum	40.8	53.9	27.9
	C.V.(%)	8.43	24.3	3.26
	B-value	28.9	6.79	23.4
	Distribution	ANOVA	ANOVA	ANOVA
	C_1	3.22	10.2	0.848
C_2	2.52	3.16	2.37	
No. Specimens	30	30	30	
No. Batches	5	5	5	
Data Class	B30	B30	B30	
E_2^c (Msi)	Mean	1.45	1.55	1.34
	Minimum	1.12	1.33	1.20
	Maximum	1.70	1.92	1.50
	C.V.(%)	9.93	7.63	5.93
	No. Specimens	30	30	30
No. Batches	5	5	5	
Data Class	Mean	Mean	Mean	
ν_{21}^c	Mean			
	No. Specimens			
	No. Batches			
Data Class				
ϵ_2^{cu} ($\mu\epsilon$)	Mean	30600	24700	34800
	Minimum	24200	12200	28900
	Maximum	37900	41400	39500
	C.V.(%)	11.9	26.7	6.97
	B-value	22700	2670	29100
	Distribution	Weibull	ANOVA	ANOVA
	C_1	32200	7371	2473
	C_2	9.05	3.13	2.30
	No. Specimens	30	30	30
	No. Batches	5	5	5
Data Class	B30	B30	B30	

(1) Conditioned at 160°F, 85% RH.

MATERIAL: AS4 12k/997 unidirectional tape		Table 4.2.28(e) C/Ep 145-UT AS4 12k/997 Shear, 12-plane [+45/-45]_{4s} 73/A, -65/A, 180/W B18			
RESIN CONTENT: 28.2-32 wt%	COMP. DENSITY: 1.58-1.60 g/cm ³				
FIBER VOLUME: 54.4-62.6 %	VOID CONTENT: 0.0-0.95				
PLY THICKNESS: 0.0053-0.0058 in.					
TEST METHOD: ASTM D 3518-94	MODULUS CALCULATION:				
NORMALIZED BY: N/A					
Temperature (°F)	73	-65	180		
Moisture Content (%)	Ambient	Ambient	Wet		
Equilibrium at T, RH			(1)		
Source Code	85	85	85		
F_{12}^{su} (ksi)	Table 4.2.28(e) will be added when necessary documentation is submitted				
Mean Minimum Maximum C.V.(%)					
B-value Distribution					
C ₁ C ₂					
No. Specimens No. Batches Data Class					
G_{12}^s (Msi)					
Mean Minimum Maximum C.V.(%)					
B-value Distribution					
C ₁ C ₂					
No. Specimens No. Batches Data Class					
γ_{12}^{su} (με)					
Mean Minimum Maximum C.V.(%)					
B-value Distribution					
C ₁ C ₂					
No. Specimens No. Batches Data Class					

(1) Conditioned at 160°F, 85% RH.

MATERIAL: AS4 12k/997 unidirectional tape		Table 4.2.28(f) C/Ep 145-UT AS4 12k/997 SBS, 31-plane [0]₁₆ 73/A, -65/A, 180/W Screening			
RESIN CONTENT: 28.9-33.8 wt%	COMP. DENSITY: 1.58-1.60 g/cm ³				
FIBER VOLUME: 54.4-62.6 %	VOID CONTENT: 0.0-0.95				
PLY THICKNESS: 0.0053-0.0058 in.					
TEST METHOD: ASTM D 2344-84	MODULUS CALCULATION:				
NORMALIZED BY: N/A					
Temperature (°F)	73	-65	180		
Moisture Content (%)	Ambient	Ambient	1.10		
Equilibrium at T, RH			(1)		
Source Code	85	85	85		
Mean	18.3	23.1	11.4		
Minimum	17.6	21.1	9.33		
Maximum	19.6	25.3	12.0		
C.V.(%)	2.35	4.91	7.44		
B-value	(2)	(2)	(2)		
F ₃₁ ^{sbs} Distribution	ANOVA	ANOVA	ANOVA		
(ksi) C ₁	0.438	1.18	0.914		
C ₂	2.25	2.62	3.37		
No. Specimens	30	28	30		
No. Batches	5	5	5		
Data Class	Screening	Screening	Screening		

(1) Conditioned at 160°F, 85% RH.

(2) Short beam strength test data are approved for Screening Data Class only.

MATERIAL:		AS4 12k/997 unidirectional tape			Table 4.2.28(g) C/Ep 145-UT AS4 12k/997 Bearing, x-axis [0/±45/90]_{3s} 73/A, -65/A, 180/W Screening	
RESIN CONTENT:	34.6 wt%	COMP. DENSITY:	1.57 g/cm ³			
FIBER VOLUME:	57.7 %	VOID CONTENT:	0.54 %			
PLY THICKNESS:	0.0058 in.					
TEST METHOD:	ASTM D 953-93					
TYPE OF BEARING TEST:	double lap shear					
JOINT CONFIGURATION						
Member 1 (t,w,d,e):	0.25 in., 0.92 in., 0.25 in., 0.75 in. (e/d = 3.0)					
Member 2 (t,w,d,e):						
FASTENER TYPE:	0.25" hardened steel	HOLE CLEARANCE:	0.001 in.			
TORQUE:	Not applicable	COUNTER SINK ANGLE & DEPTH	Not applicable			
NORMALIZED BY:	Not normalized					
Temperature (°F)		73	-65	180		
Moisture Content (%)		Ambient	Ambient	1.10		
Equilibrium at T, RH (°F, %)				(1)		
Source Code		85	85	85		
F^{bu} (ksi)	Mean	92.7	92.0	70.3		
	Minimum	87.9	82.9	67.2		
	Maximum	101	106	75.7		
	C.V. (%)	4.78	8.44	5.18		
	B-value	(3)	(3)	(3)		
	Distribution	Normal	Normal	Normal		
	C ₁	92.7	92.0	70.3		
	C ₂	4.43	7.77	3.65		
	No. Specimens	6	6	6		
	No. Batches	1	1	1		
Data Class	Screening	Screening	Screening			
F^{bry} (2) (ksi)	Mean	34.4	34.1	31.0		
	Minimum	23.0	29.7	28.7		
	Maximum	39.2	39.4	33.7		
	C.V. (%)	17.9	11.2	7.20		
	B-value	(3)	(3)	(3)		
	Distribution	Normal	Normal	Normal		
	C ₁	34.4	34.1	31.0		
	C ₂	6.17	3.81	2.23		
	No. Specimens	6	6	6		
	No. Batches	1	1	1		
Data Class	Screening	Screening	Screening			

(1) Conditioned at 160°F, 85% RH.

(2) Offset measured at 4% hole diameter.

(3) Basis values are presented only for A and B data classes.

MATERIAL:		AS4 12k/997 unidirectional tape				Table 4.2.28(h) C/Ep 145-UT AS4 12k/997 OHT, x-axis [0/±45/90]_{3s} 73/A, -65/A, 180/W Screening	
RESIN CONTENT:	28.8-29.0 wt%	COMP. DENSITY:	1.59-1.60 lb/in ³				
FIBER VOLUME:	56.6-59.5 %	VOID CONTENT:	0.75-1.11 %				
PLY THICKNESS:	0.0057-0.0058 in.						
TEST METHOD:	SRM 5-94						
SPECIMEN GEOMETRY:	t = 0.10 in., w = 1.50 in., d = 0.25 in.						
FASTENER TYPE:	Not applicable		HOLE CLEARANCE:				
TORQUE:	COUNTER SINK ANGLE & DEPTH:						
NORMALIZED BY:	Specimen thickness and FAW to 60% (0.0056 in. CPT)						
Temperature (°F)	73		-65		180		
Moisture Content (%)	Ambient		Ambient		1.10		
Equilibrium at T, RH (°F, %)					(1)		
Source Code	85		85		85		
	Normalized	Measured	Normalized	Measured	Normalized	Measured	
Mean	54.1	51.4	49.2	46.8	54.9	52.6	
Minimum	51.3	48.9	45.9	44.3	53.5	51.5	
Maximum	58.4	55.1	52.4	50.0	56.0	54.1	
C.V. (%)	4.76	4.48	5.51	4.74	1.67	1.77	
B-value	(2)	(2)	(2)	(2)	(2)	(2)	
Distribution	Normal	Normal	Normal	Normal	Normal	Normal	
F_x^{oht}							
(ksi)							
C ₁	54.1	46.8	49.2	46.8	54.9	52.6	
C ₂	2.58	2.22	2.71	2.22	0.916	0.929	
No. Specimens	6		6		6		
No. Batches	1		1		1		
Data Class	Screening		Screening		Screening		

(1) Conditioned at 160°F, 85% RH.

(2) Basis values are presented only for A and B data classes.

MATERIAL:		AS4 12k/997 unidirectional tape				Table 4.2.28(i) C/Ep 145-UT AS4 12k/997 OHC, x-axis [0,±45,90]_{3s} 73/A, -65/A, 180/W Screening	
RESIN CONTENT:	28.8-29.0 wt%	COMP. DENSITY:	1.59-1.60 lb/in ³				
FIBER VOLUME:	56.3-56.9 %	VOID CONTENT:	0.75-1.11 %				
PLY THICKNESS:	0.0057-0.0058 in.						
TEST METHOD:	SRM 3-94						
SPECIMEN GEOMETRY:	t = 0.10 in., w = 1.50 in., d = 0.25 in.						
FASTENER TYPE:	Not applicable		HOLE CLEARANCE:				
TORQUE:	COUNTER SINK ANGLE & DEPTH:						
NORMALIZED BY:	Specimen thickness and FAW to 60% (0.0056 in. CPT)						
Temperature (°F)	73		-65		180		
Moisture Content (%)	Ambient		Ambient		1.10		
Equilibrium at T, RH (°F, %)					(1)		
Source Code	85		85		85		
	Normalized	Measured	Normalized	Measured	Normalized	Measured	
Mean	53.0	50.5	59.8	57.0	45.3	42.9	
Minimum	52.3	50.0	58.4	55.7	43.2	41.0	
Maximum	54.2	51.5	61.0	58.3	46.5	44.1	
C.V. (%)	1.33	1.15	1.77	1.96	2.76	2.60	
F_x^{ohc} (ksi)	B-value	(2)	(2)	(2)	(2)	(2)	
	Distribution	Normal	Normal	Normal	Normal	Normal	
C ₁	53.0	50.5	59.8	57.0	45.4	42.9	
C ₂	0.704	0.582	1.06	1.12	1.25	1.12	
No. Specimens	6		6		6		
No. Batches	1		1		1		
Data Class	Screening		Screening		Screening		

- (1) Conditioned at 160°F, 85% RH.
- (2) Basis values are presented only for A and B data classes.

4.2.29 T650-35 12k/976 unidirectional tapeMaterial Description:

Material: T650-35 12k/976

Form: Unidirectional tape prepreg, fiber areal weight of 145 g/m², typical cured resin content of 39-45%, typical cured ply thickness of 0.0049 - 0.0058 inches.

Processing: Autoclave cure, 350°F, 95 psi, 90 minutes

General Supplier Information:

Fiber: T650-35 fibers are continuous, no twist carbon filaments made from PAN precursor, surface treated to improve handling characteristics and structural properties. Filament count is 12,000 filaments/tow. Typical tensile modulus is 35 x 10⁶ psi. Typical tensile strength is 650,000 psi.

Matrix: 976 is a high flow, modified epoxy resin that meets the NASA outgassing requirements. 10 days out-time at 72°F.

Maximum Short Term Service Temperature: 350°F (dry), 250°F (wet)

Typical applications: General purpose commercial and military structural applications.

Data Analysis Summary:

1. Glass transition temperature results were high for an epoxy.
2. Low longitudinal tension strengths were not reported due to low data and unresolved issues about the testing.
3. A high end outlier for compression modulus at 72°F ambient was not discarded because no inconsistencies were found.
4. For transverse tension strength at -67°F ambient and 250°F wet, scatter is too high to report basis values.

4.2.29 T650-35 12k/976 unidirectional tape

MATERIAL:	T650-35 12k/976 unidirectional tape			145-UT T650-35/976 Summary	
FORM:	ICI Fiberite T650-35 12k/976 unidirectional tape prepreg				
FIBER:	Amoco T650-35 12k, UC 309 sizing, no twist	MATRIX:	ICI Fiberite 976		
T _g (dry):	486°F	T _g (wet):	410°F		T _g METHOD: DMA E'
PROCESSING:	Autoclave cure: 90 ±10 min., 350±10°F, 95 ± 5 psi.				

Date of fiber manufacture	3/93-1/94	Date of testing	7/93-1/96
Date of resin manufacture	7/93-10/94	Date of data submittal	12/97
Date of prepreg manufacture	8/93-11/94	Date of analysis	5/00
Date of composite manufacture	10/94-6/95		

LAMINA PROPERTY SUMMARY

	72°F/A		-67°F/A	250°F/W				
Tension, 1-axis	BM--		BM--	BM--				
Tension, 2-axis	bS--		IS--	IS--				
Tension, 3-axis								
Compression, 1-axis	IM--		bM--	bM--				
Compression, 2-axis	bS--		IS--	bS--				
Compression, 3-axis								
Shear, 12-plane	BM--		BM--	BM--				
Shear, 23-plane								
Shear, 31-plane								

Classes of data in Strength/Modulus/Poisson's Ratio/Strain-to-Failure order: A = A75, a = A55, B = B30, b = B18, M = Mean, I = Interim, S = Screening, - = no data (See Table 1.4.2(c))

PHYSICAL PROPERTY SUMMARY

		Nominal	As Submitted	Test Method
Fiber Density	(g/cm ³)	1.77	1.77-1.78	SRM 15
Resin Density	(g/cm ³)	1.28	1.28	ASTM D 792
Composite Density	(g/cm ³)		1.55-1.61	
Fiber Areal Weight	(g/m ²)	145	144-147	Solvent Extraction
Fiber Volume	(%)	61	55.3-65.3	
Ply Thickness	(in)	0.0052	0.0049-0.0058	

LAMINATE PROPERTY SUMMARY

	72°F/A		-67°F/A	250°F/W				
[90/0] Family Compression, x-axis	bM--		bM--	bM--				

Classes of data in Strength/Modulus/Poisson's Ratio/Strain-to-Failure order: A = A75, a = A55, B = B30, b = B18, M = Mean, I = Interim, S = Screening, - = no data (See Table 1.4.2(c))

MATERIAL:		T650-35 12k/976 unidirectional tape				Table 4.4.29(a) C/Ep 145-UT T650-35/976 Tension, 1-axis [0]₉ 72/A, -67/A, 250/W B30, Mean	
RESIN CONTENT:	39-45 wt%	COMP. DENSITY:	1.57-1.61 g/cm ³				
FIBER VOLUME:	56.9-64.5 %	VOID CONTENT:	0-1.0 %				
PLY THICKNESS:	0.0050-0.0057 in.						
TEST METHOD:	ASTM D 3039-89		MODULUS CALCULATION:				
			Chord, 1000 - 6000 $\mu\epsilon$				
NORMALIZED BY:		Specimen thickness and batch fiber areal weight to 60% fiber volume (0.0052 in. CPT)					
Temperature (°F)	72 ambient		-67 ambient		250 1.11-1.21		
Moisture Content (%)					160, 85		
Equilibrium at T, RH					80		
Source Code							
		Normalized	Measured	Normalized	Measured	Normalized	Measured
F_1^{tu} (ksi)	Mean	231	236	170	174	258	260
	Minimum	175	173	120	123	223	220
	Maximum	256	264	210	208	286	295
	C.V.(%)	7.37	8.27	14.5	13.7	5.89	7.58
	B-value	202	200	124	132	212	197
	Distribution	Weibull	Weibull	Weibull	Weibull	ANOVA	ANOVA
	C ₁	238	244	180	184	16.0	21.0
	C ₂	19.1	15.8	8.55	9.56	2.87	3.01
	No. Specimens	32		30		30	
	No. Batches	5		5		5	
Data Class	B30		B30		B30		
E_1^t (Msi)	Mean	22.0	22.5	20.7	21.2	20.9	21.0
	Minimum	20.9	20.2	19.4	19.9	19.6	19.3
	Maximum	23.5	24.8	22.4	22.4	22.2	22.5
	C.V.(%)	3.00	4.64	2.89	3.60	2.72	3.66
	No. Specimens	32		30		3	
No. Batches	5		5		5		
Data Class	Mean		Mean		Mean		
ν_{12}^t	Mean						
	No. Specimens						
	No. Batches						
ϵ_1^{tu} ($\mu\epsilon$)	Mean						
	Minimum						
	Maximum						
	C.V.(%)						
	B-value						
	Distribution						
	C ₁						
C ₂							
No. Specimens							
No. Batches							
Data Class							

MATERIAL:		T650-35 12k/976 unidirectional tape		Table 4.2.29(b) C/Ep 145-UT T650-35/976 Tension, 2-axis [90]₂₄ 72/A, -67/A, 250/A B18, Screening
RESIN CONTENT:	39-45 wt%	COMP. DENSITY:	1.57-1.61 g/cm ³	
FIBER VOLUME:	55.3-62.4 %	VOID CONTENT:	0-1.0 %	
PLY THICKNESS:	0.0052-0.0058 in.			
TEST METHOD:	ASTM D 3039-89	MODULUS CALCULATION:	Chord, 1000 - 6000 $\mu\epsilon$	
NORMALIZED BY:	Not normalized.			
Temperature (°F)	72	-67	250	
Moisture Content (%)	ambient	ambient	0.97-1.03	
Equilibrium at T, RH			160, 85	
Source Code	80	80	80	
F_2^u (ksi)	Mean	5.71	4.76	2.40
	Minimum	4.66	2.61	1.32
	Maximum	6.74	7.07	3.46
	C.V.(%)	9.23	22.6	26.7
	B-value	4.42	(1)	(1)
	Distribution	Weibull	ANOVA	ANOVA
	C ₁	5.95	1.14	0.720
	C ₂	12.0	3.57	4.80
	No. Specimens	18	18	18
	No. Batches	3	3	3
Data Class	B18	B18	B18	
E_2^t (Msi)	Mean	1.30	1.37	0.934
	Minimum	1.18	1.24	0.820
	Maximum	1.42	1.61	1.07
	C.V.(%)	4.97	8.38	10.2
	No. Specimens	9	9	9
No. Batches	3	3	3	
Data Class	Screening	Screening	Screening	
ν_{21}^t	Mean			
	No. Specimens			
	No. Batches			
Data Class				
ϵ_2^u ($\mu\epsilon$)	Mean			
	Minimum			
	Maximum			
	C.V.(%)			
	B-value			
	Distribution			
	C ₁			
	C ₂			
	No. Specimens			
	No. Batches			
Data Class				

(1) B-basis values calculated from less than five batches of data using the ANOVA method are not presented.

MATERIAL:		T650-35 12k/976 unidirectional tape		Table 4.2.29(c) C/Ep 145-UT T650-35/976 Compression, 2-axis [90]₂₂ 72/A, -67/A, 250/W B18, Interim, Screening
RESIN CONTENT:	39-45 wt%	COMP. DENSITY:	1.57-1.60 g/cm ³	
FIBER VOLUME:	60.0-62.2 %	VOID CONTENT:	0-1.0 %	
PLY THICKNESS:	0.0050-0.0054 in.			
TEST METHOD:	ASTM D 3410-87	MODULUS CALCULATION:	Chord, 1000 - 3000 µε	
NORMALIZED BY:	Not normalized.			
Temperature (°F)	72	-67	250	
Moisture Content (%)	ambient	ambient	(1)	
Equilibrium at T, RH			160, 85	
Source Code	80	80	80	
F_2^c (ksi)	Mean	33.6	39.5	18.6
	Minimum	30.7	33.9	15.3
	Maximum	37.4	44.6	20.0
	C.V.(%)	6.40	6.84	5.68
	B-value	28.1	(2)	16.4
	Distribution	Weibull	Weibull	Weibull
	C ₁	34.6	40.7	19.0
	C ₂	17.1	16.4	24.6
	No. Specimens	18	17	18
	No. Batches	3	3	3
Data Class	B18	Interim	B18	
E_2^c (Msi)	Mean	1.38	1.55	1.08
	Minimum	1.23	1.45	0.940
	Maximum	1.44	1.66	1.21
	C.V.(%)	5.48	4.11	8.38
	No. Specimens	9	8	10
No. Batches	3	3	3	
Data Class	Screening	Screening	Screening	
v_{21}^c	Mean			
	No. Specimens			
	No. Batches			
Data Class				
ϵ_2^{cu} (µε)	Mean			
	Minimum			
	Maximum			
	C.V.(%)			
	B-value			
	Distribution			
	C ₁			
	C ₂			
	No. Specimens			
	No. Batches			
Data Class				

(1) Unknown moisture content.

(2) Basis values are presented only for A and B data classes.

MATERIAL: T650-35 12k/976 unidirectional tape					
RESIN CONTENT: 39-45 wt% FIBER VOLUME: 58.6-62.2 % PLY THICKNESS: 0.0052-0.0055 in.			COMP. DENSITY: 1.58-1.59 g/cm ³ VOID CONTENT: 0-1.0 %		
TEST METHOD: ASTM D 3518-82		MODULUS CALCULATION: Chord, 1000 - 3000 µε			
NORMALIZED BY: Not normalized					
Temperature (°F) Moisture Content (%) Equilibrium at T, RH Source Code	72 ambient 80	-67 ambient 80	250 1.16-1.22 160, 85 80		
Mean Minimum Maximum C.V.(%) B-value Distribution C ₁ C ₂ No. Specimens No. Batches Data Class	14.9 13.1 18.1 11.4 8.57 ANOVA 1.86 3.39 30 5 B30	17.4 16.1 19.2 4.85 14.7 ANOVA 0.893 2.98 30 5 B30	11.8 10.9 12.4 3.54 10.4 ANOVA 0.455 3.25 30 5 B30		
Mean Minimum Maximum C.V.(%) No. Specimens No. Batches Data Class	0.745 0.680 0.830 4.82 30 5 Mean	0.919 0.700 1.05 10.4 30 5 Mean	0.542 0.510 0.580 3.91 30 5 Mean		
Mean Minimum Maximum C.V.(%) B-value Distribution C ₁ C ₂ No. Specimens No. Batches Data Class					

Table 4.2.29(d)
C/Ep 145-UT
T650-35/976
Shear, 12-plane
[+45/-45]_{4s}
72/A, -67/A, 250/W
B30, Mean

MATERIAL:		T650-35 12k/976 unidirectional tape				Table 4.2.29(e) C/Ep 145-UT T650-35/976 Compression, x-axis [90/0]₈ 72/A, -67/A, 250/W B18, Mean	
RESIN CONTENT:	39-45 wt%	COMP. DENSITY:	1.57-1.60 g/cm ³				
FIBER VOLUME:	57.3-65.3 %	VOID CONTENT:	0-1.0 %				
PLY THICKNESS:	0.0049-0.0056 in.						
TEST METHOD:	ASTM D 3410-87						
		MODULUS CALCULATION:	Chord, 1000 - 3000 $\mu\epsilon$				
NORMALIZED BY:	Specimen thickness and batch fiber areal weight to 60% fiber volume (0.0052 in. CPT)						
Temperature (°F)	72 ambient		-67 ambient		250 1.21-1.33		
Moisture Content (%)					160, 85		
Equilibrium at T, RH					80		
Source Code	80		80		80		
	Normalized	Measured	Normalized	Measured	Normalized	Measured	
Mean	131	131	146	145	95.9	98.2	
Minimum	117	115	131	129	83.8	87.9	
Maximum	144	148	161	163	110	111	
C.V.(%)	6.34	6.54	5.50	6.22	6.76	5.74	
B-value	(1)	(1)	127	(1)	77.2	83.4	
F_x^{cu} Distribution	ANOVA	ANOVA	Weibull	ANOVA	ANOVA	ANOVA	
(ksi) C ₁	8.64	9.11	150	9.53	6.79	5.82	
C ₂	2.93	3.25	19.6	3.12	2.77	2.53	
No. Specimens	23		24		29		
No. Batches	4		4		5		
Data Class	B18		B18		B18		
Mean	9.72	9.76	10.2	10.1	10.0	10.3	
Minimum	8.65	8.86	9.48	9.37	9.57	9.15	
Maximum	10.8	10.8	11.0	10.7	10.9	11.2	
C.V.(%)	4.41	4.58	3.99	4.28	3.71	5.08	
E_x^c							
(Msi) No. Specimens	23		24		29		
No. Batches	4		4		5		
Data Class	Mean		Mean		Mean		
Mean							
ν_{xy}^c No. Specimens							
No. Batches							
Data Class							
Mean							
Minimum							
Maximum							
C.V.(%)							
B-value							
ϵ_x^{cu} Distribution							
($\mu\epsilon$) C ₁							
C ₂							
No. Specimens							
No. Batches							
Data Class							

(1) B-basis values calculated from less than five batches of data using the ANOVA method are not presented.

4.2.30 IM7 12k/PR381 unidirectional tape

These data are presented in the MIL-HDBK-17-2F Annex A.

4.2.31 IM7 6k/PR500 4-harness satin weave fabric

These data are presented in the MIL-HDBK-17-2F Annex A.

4.2.32 T650-35 3k/976 8-harness satin weave fabricMaterial Description:

Material: T650-35 3k/976

Form: Eight harness satin fabric prepreg, fiber areal weight of 374 g/m², typical cured resin content of 40%, typical cured ply thickness of 0.011 - 0.014 inches.

Processing: Autoclave cure, 350°F, 95 psi, 90 minutes

General Supplier Information:

Fiber: T650-35 fibers are continuous, no-twist carbon filaments made from PAN precursor, surface treated to improve handling characteristics and structural properties. Filament count is 3000 filaments/tow. Typical tensile modulus is 35 x 10⁶ psi. Typical tensile strength is 650,000 psi.

Matrix: 976 is a high flow, modified epoxy resin that meets the NASA outgassing requirements. 10 days out-time at 72°F.

Maximum Short Term Service Temperature: 350°F (dry), 250°F (wet)

Typical applications: General purpose commercial and military structural applications.

Data Analysis Summary:

1. For transverse tension, a bowtie specimen is not in concert with the test method used.
2. Two low end outliers for transverse compression modulus at -67°F ambient were not discarded because no inconsistencies were found.

4.2.32 T650-35 3k/976 8 harness satin weave fabric

MATERIAL:	T650-35 3k/976 8-harness satin weave fabric			C/Ep 374 – 8HS T650-35 976 Summary	
FORM:	Cytec Fiberite 8-harness satin weave fabric prepreg				
FIBER:	Amoco T650-35 3k, UC 309, no twist	MATRIX:	Cytec Fiberite 976		
T _g (dry):	443°F	T _g (wet):	380°F		T _g METHOD: DMA E'
PROCESSING:	Autoclave cure, 350°F, 90 min, 95 psi				

Date of fiber manufacture	9/90 – 9/95	Date of testing	6/93 – 1/96
Date of resin manufacture	6/92 – 6/94	Date of data submittal	12/97
Date of prepreg manufacture	6/92 – 10/94	Date of analysis	1/01
Date of composite manufacture	1/93 – 4/95		

LAMINA PROPERTY SUMMARY

	72°F/A		-67°F/A		250°F/W			
Tension, 1-axis	BM--		BM--		bSS-			
Tension, 2-axis	bS--		BI--		bSS-			
Tension, 3-axis								
Compression, 1-axis	bS--		BM--		bM--			
Compression, 2-axis	bS--		BM--		bS--			
Compression, 3-axis								
Shear, 12-plane	BM--		bM--		BM--			
Shear, 23-plane								
Shear, 13-plane								

Classes of data in Strength/Modulus/Poisson's Ratio/Strain-to-Failure order: A = A75, a = A55, B = B30, b = B18, M = Mean, I = Interim, S = Screening, - = no data (See Table 1.4.2(c))

PHYSICAL PROPERTY SUMMARY

		Nominal	As Submitted	Test Method
Fiber Density	(g/cm ³)	1.77	1.76 – 1.78	SRM 15
Resin Density	(g/cm ³)	1.28	-	ASTM D 792
Composite Density	(g/cm ³)	1.57	1.56-1.59	
Fiber Areal Weight	(g/m ²)	374	-	
Fiber Volume	(%)	59	58-61	
Ply Thickness	(in)	0.0130	0.0113 - 0.0146	

LAMINATE PROPERTY SUMMARY

Classes of data in Strength/Modulus/Poisson's Ratio/Strain-to-Failure order: A = A75, a = A55, B = B30, b = B18, M = Mean, I = Interim, S = Screening, - = no data (See Table 1.4.2(c))

MATERIAL:		T650-35 3k 976/8-harness satin weave fabric				Table 4.2.32(a) C/Ep 374-8HS T650-35 976 Tension, 1-axis [0_f]₇ 72/A, -67/A, 250/W B30, B18, Mean, Screening	
RESIN CONTENT:	28 – 34 % wt	COMP: DENSITY:	1.56-1.59 g/cm ³				
FIBER VOLUME:	59 - 64 vol %	VOID CONTENT:	0 %				
PLY THICKNESS:	0.013-0.014 in.						
TEST METHOD:		MODULUS CALCULATION:					
Bowtie Specimen- ASTM D 3039 76		Chord, 1000 - 6000 µε					
NORMALIZED BY:		Normalized by specimen thickness and batch fiber areal weight to 57% fiber volume (0.0146 in. CPT)					
Temperature (°F)	72	-67		250			
Moisture Content (%)	ambient	ambient		1.12-1.21			
Equilibrium at T, RH				160, 85			
Source Code	80	80		80			
	Normalized	Measured	Normalized	Measured	Normalized	Measured	
Mean	99.2	107	82.0	86.8	104	115	
Minimum	79.2	85.4	68.4	70.8	90.2	99.3	
Maximum	111	124	92.5	99.5	118	130	
C.V.(%)	7.03	7.16	8.24	8.65	7.85	7.62	
F_1^{tu}	82.5	89.2	64.9	67.5	88.8	95.2	
(ksi)	ANOVA	ANOVA	ANOVA	ANOVA	Weibull	Weibull	
C ₁	7.91	7.91	6.98	7.78	108	119	
C ₂	2.33	2.29	2.44	2.48	16.0	16.2	
No. Specimens	36		36		18		
No. Batches	6		6		3		
Data Class	B30		B30		B18		
Mean	10.3	11.1	10.3	11.4	11.0	12.1	
Minimum	9.23	10.4	10.1	10.6	10.3	11.4	
Maximum	10.8	11.5	10.7	13.0	11.9	13.1	
C.V.(%)	3.62	2.81	2.28	4.71	5.38	5.45	
E_1^t	27		18		9		
(Msi)	6		6		3		
Data Class	Mean		Mean		Screening		
Mean					0.033		
No. Specimens					9		
No. Batches					3		
Data Class					Screening		
Mean							
Minimum							
Maximum							
C.V.(%)							
ϵ_1^{tu}							
(µε)							
C ₁							
C ₂							
No. Specimens							
No. Batches							
Data Class							

(1) Basis values are presented only for A and B data classes.

MATERIAL:		T650-35 3k 976/8-harness satin weave fabric				Table 4.2.32(b) C/Ep 374-8HS T650-35 976 Tension, 2-axis [90]7 72/A, -67/A, 250/W B30, B18, Screening, Interim	
RESIN CONTENT:	28 – 34 % wt	COMP: DENSITY:	1.56-1.59 g/cm ³				
FIBER VOLUME:	59 - 64 vol %	VOID CONTENT:	0 %				
PLY THICKNESS:	0.013-0.014 in.						
TEST METHOD:		MODULUS CALCULATION:					
Bowtie Specimen- ASTM D 3039 76 (2)		Chord, 1000-6000 µε					
NORMALIZED BY:		Specimen thickness and batch fiber areal weight to 57% fiber volume (0.0146 in. CPT)					
Temperature (°F)	72			-67	250		
Moisture Content (%)	ambient			ambient	1.12-1.21		
Equilibrium at T, RH					160, 85		
Source Code	80			80	80		
	Normalized	Measured	Normalized	Measured	Normalized	Measured	
F_2^t (ksi)	Mean	106	116	82.2	89.2	111	122
	Minimum	95.2	105	61.7	63.8	93.3	103
	Maximum	115	126	97.4	108	125	137
	C.V.(%)	4.62	4.59	10.6	11.4	6.15	6.22
	B-value	94.0	102	62.0	62.8	97.8	104
	Distribution	Weibull	Weibull	ANOVA	ANOVA	Normal	Weibull
	C ₁	108	118	8.91	10.5	111	126
	C ₂	26.0	23.9	2.26	2.52	6.85	18.4
	No. Specimens	18		30		18	
	No. Batches	3		5		3	
Data Class	B18		B30		B18		
E_2^t (Msi)	Mean	10.7	11.7	10.4	11.1	10.8	11.80
	Minimum	9.83	10.9	9.74	10.2	9.67	10.9
	Maximum	11.6	12.6	11.1	12.0	11.2	12.3
	C.V.(%)	5.81	4.55	3.01	4.07	5.29	4.15
	No. Specimens	9		15		9	
No. Batches	3		5		3		
Data Class	Screening		Interim		Screening		
ν_{21}^t	Mean					0.030	
	No. Specimens					3	
	No. Batches					1	
Data Class					Screening		
ϵ_2^{tu} (µε)	Mean						
	Minimum						
	Maximum						
	C.V.(%)						
	B-value						
	Distribution						
	C ₁						
C ₂							
No. Specimens							
No. Batches							
Data Class							

- (1) Basis values are presented only for A and B data classes.
- (2) Bowtie specimen is not the standard specimen geometry using this method.

MATERIAL:		T650-35 3k 976/8-harness satin weave fabric				Table 4.2.32(c) C/Ep 374-8HS T650-35 976 Compression, 1-axis [0]7 72/A, -67/A, 250/W B30, B18, Screening	
RESIN CONTENT:	28 – 34 % wt	COMP: DENSITY:	1.56-1.59 g/cm ³				
FIBER VOLUME:	59 - 64 vol %	VOID CONTENT:	0 %				
PLY THICKNESS:	0.013-0.014 in.						
TEST METHOD:	ASTM D 3410-87 Procedure B		MODULUS CALCULATION:				
			Chord, 1000-3000 με				
NORMALIZED BY: Specimen thickness and batch fiber areal weight to 57% fiber volume (0.0146 in. CPT)							
Temperature (°F)	72 ambient		-67 ambient		250 1.00-1.30		
Moisture Content (%)					160, 85		
Equilibrium at T, RH					80		
Source Code	80		80		80		
		Normalized	Measured	Normalized	Measured	Normalized	Measured
F_1^{cu} (ksi)	Mean	86.2	95.5	92.6	102	55.1	57.1
	Minimum	62.9	71.6	72.9	78.7	42.4	46.0
	Maximum	100	108	115	131	68.6	68.4
	C.V.(%)	10.3	9.82	12.7	13.7	15.1	11.9
	B-value	70.3	77.0	55.0	56.8	25.6	34.2
	Distribution	Weibull	Weibull	ANOVA	ANOVA	ANOVA	ANOVA
	C ₁	89.8	99.4	12.5	15.4	9.05	7.32
	C ₂	13.2	14.0	3.00	3.12	3.25	3.12
	No. Specimens	18		30		21	
	No. Batches	3		5		5	
Data Class	B18		B30		B18		
E_1^c (Msi)	Mean	8.81	9.81	9.38	10.0	9.35	9.76
	Minimum	8.45	9.26	8.82	9.51	8.53	9.28
	Maximum	9.12	10.3	9.99	10.4	9.98	10.4
	C.V.(%)	2.19	4.03	4.21	2.40	5.22	4.03
	No. Specimens	9		20		21	
No. Batches	3		5		5		
Data Class	Screening		B18		B18		
ν_{12}^t	Mean						
	No. Specimens						
	No. Batches						
Data Class							
ϵ_2^{cu} (με)	Mean						
	Minimum						
	Maximum						
	C.V.(%)						
	B-value						
	Distribution						
	C ₁						
	C ₂						
	No. Specimens						
	No. Batches						
Data Class							

MATERIAL:		T650-35 3k 976/8-harness satin weave fabric				Table 4.2.32(d) C/Ep 374-8HS T650-35 976 Compression, 2-axis [90]_t 72/A, -67/A, 250/W B30, B18, Mean, Screening	
RESIN CONTENT:	28 – 34 % wt	COMP: DENSITY:		1.56-1.59 g/cm ³			
FIBER VOLUME:	59 - 64 vol %	VOID CONTENT:		0			
PLY THICKNESS:	0.013-0.014 in.						
TEST METHOD:		MODULUS CALCULATION:					
ASTM D 3410-87 Procedure B		Chord, 1000-3000 µε					
NORMALIZED BY:		Normalized by specimen thickness and batch fiber areal weight to 57% fiber volume (0.0146 in. CPT)					
Temperature (°F)		72 ambient		-67 ambient		250 1.00-1.30 160, 85 80	
Moisture Content (%)		80		80		80	
Equilibrium at T, RH							
Source Code							
		Normalized	Measured	Normalized	Measured	Normalized	Measured
F ₂ ^{cu} (ksi)	Mean	90.1	97.5	97.4	106	54.7	59.9
	Minimum	82.1	88.5	74.5	81	50.3	53.6
	Maximum	99.6	112	113	127	63.0	70.9
	C.V.(%)	6.75	6.62	9.90	9.95	6.74	8.21
	B-value	(1)	(1)	72.3	71.5	47.4	(1)
	Distribution	ANOVA	ANOVA	ANOVA	ANOVA	Normal	ANOVA
	C ₁	6.41	6.70	10.1	11.2	54.7	5.22
	C ₂	3.54	3.20	2.49	3.05	3.69	3.72
	No. Specimens	18		30		18	
	No. Batches	3		6		3	
Data Class	B18		B30		B18		
E ₂ ^c (Msi)	Mean	8.98	9.73	9.21	9.82	9.43	10.3
	Minimum	8.04	8.58	8.20	9.03	8.98	9.99
	Maximum	9.51	10.6	10.0	10.7	9.75	10.6
	C.V.(%)	6.01	6.54	4.05	4.22	3.32	2.46
	No. Specimens	9		26		9	
No. Batches	3		6		3		
Data Class	Screening		Mean		Screening		
ν ₂₁ ^t	Mean						
	No. Specimens						
	No. Batches						
Data Class							
ε ₂ ^{cu} (µε)	Mean						
	Minimum						
	Maximum						
	C.V.(%)						
	B-value						
	Distribution						
	C ₁						
C ₂							
No. Specimens							
No. Batches							
Data Class							

(1) B-basis values calculated from less than five batches of data using the ANOVA method are not presented.

MATERIAL:		T650-35 3k 976/8-harness satin weave fabric		Table 4.2.32(e) C/Ep 374-8HS T650-35 976 Shear, 12-plane [+45/-45]s 72/A, -67/A, 250/W B30, B18, Mean
RESIN CONTENT:	28 – 34 % wt	COMP. DENSITY:	1.56-1.59 g/cm ³	
FIBER VOLUME:	59 - 64 vol %	VOID CONTENT:	0	
PLY THICKNESS:	0.013-0.014 in.			
TEST METHOD:		MODULUS CALCULATION:		
ASTM D 3518-82 (1)		Chord, 0 - 3000 $\mu\epsilon$		
NORMALIZED BY:		Not normalized		
Temperature (°F)	72	-67	250	
Moisture Content (%)	Ambient	Ambient	1.22	
Equilibrium at T, RH			160,85	
Source Code	80	80	80	
Mean	12.8	14.5	8.99	
Minimum	12.0	13.6	8.41	
Maximum	13.9	15.2	10.4	
C.V.(%)	3.81	2.58	5.60	
B-value	11.0	13.3	8.41	
F_{12}^{su} Distribution	ANOVA	ANOVA	Nonpara.	
(ksi) C ₁	0.53	0.39	1.00	
C ₂	3.49	2.57	1.22	
No. Specimens	30	29	30	
No. Batches	5	5	5	
Data Class	B30	B18	B30	
Mean	0.85	1.05	.47	
Minimum	0.73	0.93	.37	
Maximum	0.98	1.13	.52	
C.V.(%)	7.10	5.07	9.63	
G_{12}^s (Msi)				
No. Specimens	26	30	21	
No. Batches	5	5	5	
Data Class	Mean	Mean	Mean	
Mean				
Minimum				
Maximum				
C.V.(%)				
B-value				
γ_{12}^{su} Distribution				
($\mu\epsilon$) C ₁				
C ₂				
No. Specimens				
No. Batches				
Data Class				

(1) Test method used ultimate strength to failure.

4.2.33 T700S 12k/3900-2 plain weave fabricMaterial Description:

Material: T700S 12k/3900-2

Form: Plain weave fabric prepreg, 3 tows per inch, fiber areal weight of 193 g/m², typical cured resin content of 35%-36%, typical cured ply thickness of 0.0073-0.0079 inches.

Processing: Autoclave cure, 350°F, 85 psi, 3°F/minute ramp rate, 2 hours

General Supplier Information:

Fiber: T700 fibers are continuous, standard modulus, no twist carbon filaments made from a PAN precursor, surface treated to improve handling characteristics and structural properties. Filament count is 12,000 filaments/tow. Typical tensile modulus is 34×10^6 psi. Typical tensile strength is 700,000 psi.

Matrix: 3900-2 is an toughened epoxy resin.

Maximum Short Term Service Temperature: 300°F (dry), 180°F (wet)

Typical applications: General purpose commercial and military aerospace structural applications.

Data Analysis Summary:

None

4.2.33 T700S 12k/3900-2 plain weave fabric

MATERIAL:	T700S 12k/3900-2 plain weave fabric			C/Ep T700S/3900-2 Summary	
FORM:	Toray F6273C-30H plain weave fabric prepreg				
FIBER:	Toray T700SC-12000-50C, tows/inch, UD309 Sizing, no twist	3	MATRIX:	Toray 3900-2	
T _g (dry):	330°F	T _g (wet):	230°F	T _g METHOD:	ASTM E 1545 (TMA)
PROCESSING:	Autoclave Cure: 350°F, 85 psi, 3°F/minute ramp rate, 2 hours				

Date of fiber manufacture	1/98	Date of testing	1/99-3/99
Date of resin manufacture	1/98	Date of data submittal	12/99
Date of prepreg manufacture	1/98	Date of analysis	1/00
Date of composite manufacture	3/99		

LAMINA PROPERTY SUMMARY

	75/A		-67/A	180/W				
Tension, 1-axis								
Tension, 2-axis								
Tension, 3-axis								
Compression, 1-axis								
Compression, 2-axis								
Compression, 3-axis								
Shear, 12-plane								
Shear, 23-plane	SS--		SS--	SS--				
Shear, 31-plane	SS--		SS--	SS--				
SB Strength, 31-plane	S---		S---	S---				

Classes of data in Strength/Modulus/Poisson's Ratio/Strain-to-Failure order: A = A75, a = A55, B = B30, b = B18, M = Mean, I = Interim, S = Screening, - = no data (See Table 1.4.2(c))

PHYSICAL PROPERTY SUMMARY

		Nominal	As Submitted	Test Method
Fiber Density	(g/cm ³)	1.80	1.80	ASTM D 3800
Resin Density	(g/cm ³)	1.22		ASTM D 791
Composite Density	(g/cm ³)	1.53	1.54	
Fiber Areal Weight	(g/m ²)	193	192.1	ASTM D 5300
Fiber Volume	(%)	54	54.6-55.4	ASTM D 3171
Ply Thickness	(in)	0.0079	0.0078-0.0079	

LAMINATE PROPERTY SUMMARY

Classes of data in Strength/Modulus/Poisson's Ratio/Strain-to-Failure order: A = A75, a = A55, B = B30, b = B18, M = Mean, I = Interim, S = Screening, - = no data (See Table 1.4.2(c))

MATERIAL: T700S 12k/3900-2 plain weave fabric RESIN CONTENT: 35.3 wt.% COMP. DENSITY: 1.54 g/cm ³ FIBER VOLUME: 55 % VOID CONTENT: 0 % PLY THICKNESS: 0.0073-0.0074 in.		Table 4.2.33(a) C/Ep 193-PW T700S/3900-2 SBS, 31-plane [0]_t³⁴ 75/A, -67/A, 180/W Screening				
TEST METHOD: ASTM D 2344-84 MODULUS CALCULATION: N/A						
NORMALIZED BY: Not normalized						
Temperature (°F)	75	-67	180			
Moisture Content (%)	Ambient	Ambient	1.0			
Equilibrium at T, RH			(1)			
Source Code	90	90	90			
Mean	10.3	12.4	7.67			
Minimum	10.2	11.7	7.45			
Maximum	10.7	12.9	7.91			
C.V.(%)	1.94	4.41	2.13			
F ₃₁ ^{sbs}	B-value	(2)	(2)	(2)		
	Distribution	Nonpara.	Normal	Normal		
(ksi)	C ₁		12.4	7.67		
	C ₂		0.546	0.164		
No. Specimens	6	6	6			
No. Batches	1	1	1			
Data Class	Screening	Screening	Screening			

- (1) Conditioned at 160°F and 95 ± 2% RH until 1.0% moisture content attained.
- (2) Short beam strength test data are approved for Screening Data Class only.

MATERIAL:		T700S 12k/3900-2 plain weave fabric			Table 4.2.33(b) C/Ep 193-PW T700S/3900-2 Shear, 13-plane [0_r]₉₅ 75/A, -67/A, 180/W Screening	
RESIN CONTENT:	36.1 wt.%	COMP. DENSITY:	1.54 g/cm ³			
FIBER VOLUME:	54.6 %	VOID CONTENT:	0 %			
PLY THICKNESS:	0.0078-0.0079 in.					
TEST METHOD:	ASTM D 5379-93			MODULUS CALCULATION:		
NORMALIZED BY:	Not normalized					
Temperature (°F)	75	-67	180			
Moisture Content (%)	Ambient	Ambient	1.0			
Equilibrium at T, RH			(1)			
Source Code	90	90	90			
Mean	10.4	13.3	6.97			
Minimum	10.2	12.6	6.80			
Maximum	10.6	13.6	7.10			
C.V.(%)	1.28	3.08	1.48			
B-value	(2)	(2)	(2)			
Distribution	Normal	Normal	Normal			
F_{13}^{su}						
(ksi)						
C ₁	10.4	13.3	6.97			
C ₂	0.133	0.410	0.103			
No. Specimens	6	6	6			
No. Batches	1	1	1			
Data Class	Screening	Screening	Screening			
Mean	0.418	0.498	0.374			
Minimum	0.394	0.467	0.366			
Maximum	0.436	0.520	0.381			
C.V.(%)	3.58	3.72	1.58			
G_{13}^s						
(Msi)						
No. Specimens	6	6	6			
No. Batches	1	1	1			
Data Class	Screening	Screening	Screening			
Mean						
Minimum						
Maximum						
C.V.(%)						
B-value						
Distribution						
γ_{13}^{su}						
($\mu\epsilon$)						
C ₁						
C ₂						
No. Specimens						
No. Batches						
Data Class						

(1) Conditioned at 160°F and 95 ± 2% RH until 1.0% moisture content attained.

(2) Basis values are presented only for A and B data classes.

MATERIAL:		T700S 12k/3900-2 plain weave fabric			<table border="1"> <tr> <td colspan="3"> Table 4.2.33(c) C/Ep 193-PW T700S/3900-2 Shear, 23-plane [0_r]₉₅ 75/A, -67/A, 180/W Screening </td> </tr> </table>			Table 4.2.33(c) C/Ep 193-PW T700S/3900-2 Shear, 23-plane [0_r]₉₅ 75/A, -67/A, 180/W Screening		
Table 4.2.33(c) C/Ep 193-PW T700S/3900-2 Shear, 23-plane [0_r]₉₅ 75/A, -67/A, 180/W Screening										
RESIN CONTENT:	36.1 wt.%	COMP. DENSITY:	1.54 g/cm ³							
FIBER VOLUME:	54.6 %	VOID CONTENT:	0 %							
PLY THICKNESS:	0.0078-0.0079 in.									
TEST METHOD:	ASTM D 5379-93		MODULUS CALCULATION:		Chord, 1000 - 3000 με					
NORMALIZED BY:	Not normalized									
Temperature (°F)	75	-67	180							
Moisture Content (%)	Ambient	Ambient	1.0							
Equilibrium at T, RH			(1)							
Source Code	90	90	90							
F_{23}^{su} (ksi)	Mean	10.3	13.2	7.08						
	Minimum	10.0	12.7	6.99						
	Maximum	10.9	13.7	7.14						
	C.V.(%)	3.29	2.56	0.870						
	B-value	(2)	(2)	(2)						
	Distribution	Normal	Normal	Normal						
	C ₁	10.3	13.2	7.08						
	C ₂	0.339	0.337	0.062						
	No. Specimens	5	6	6						
	No. Batches	1	1	1						
Data Class	Screening	Screening	Screening							
G_{23}^s (Msi)	Mean	0.401	0.500	0.349						
	Minimum	0.375	0.478	0.333						
	Maximum	0.445	0.525	0.376						
	C.V.(%)	6.60	3.76	4.15						
	No. Specimens	6	6	6						
	No. Batches	1	1	1						
Data Class	Screening	Screening	Screening							
γ_{23}^{su} (με)	Mean									
	Minimum									
	Maximum									
	C.V.(%)									
	B-value									
	Distribution									
C ₁										
C ₂										
No. Specimens										
No. Batches										
Data Class										

- (1) Conditioned at 160°F and 95 ± 2% RH until 1.0% moisture content attained.
- (2) Basis values are presented only for A and B data classes.

4.2.34 800HB 12k/3900-2 unidirectional tapeMaterial Description:

Material: 800HB 12k/3900-2

Form: Unidirectional tape prepreg, fiber areal weight of 190 g/m², typical cured resin content of 36%-37%, typical cured ply thickness of 0.0075-0.0082 inches.

Processing: Autoclave cure, 350°F, 85 psi, 3°F/minute ramp rate, 2 hours

General Supplier Information:

Fiber: 800HB fibers are continuous, standard modulus, no twist carbon filaments made from a PAN precursor, surface treated to improve handling characteristics and structural properties. Filament count is 12,000 filaments/tow. Typical tensile modulus is 34×10^6 psi. Typical tensile strength is 700,000 psi.

Matrix: 3900-2 is an toughened epoxy resin.

Maximum Short Term Service Temperature: 300°F (dry), 180°F (wet)

Typical applications: General purpose commercial and military aerospace structural applications.

Data Analysis Summary:

None

4.2.34 800HB 12k/3900-2 unidirectional tape

MATERIAL:	800H 12k/3900-2 unidirectional tape			C/Ep 800HB/3900-2 Summary		
FORM:	Toray P2302-19 unidirectional tape prepreg					
FIBER:	Toray T800HB 12k, 3 tows/inch, sizing H, no twist	MATRIX:	Toray 3900-2			
T _g (dry):	330°F	T _g (wet):	230°F		T _g METHOD:	ASTM E 1545 (TMA)
PROCESSING:	Autoclave cure: 350°F, 85 psi, 3°F/minute ramp rate, 2 hours					

Date of fiber manufacture	7/97	Date of testing	1/99-7/99
Date of resin manufacture	7/97	Date of data submittal	12/99
Date of prepreg manufacture	12/97	Date of analysis	1/00
Date of composite manufacture	12/97		

LAMINA PROPERTY SUMMARY

	75/A		-67/A	180/W				
Tension, 1-axis								
Tension, 2-axis								
Tension, 3-axis								
Compression, 1-axis								
Compression, 2-axis								
Compression, 3-axis								
Shear, 12-plane								
Shear, 23-plane	SS--		SS--	SS--				
Shear, 13-plane	SS--		SS--	SS--				
SB Strength, 31-plane	S---		S---	S---				

Classes of data in Strength/Modulus/Poisson's Ratio/Strain-to-Failure order: A = A75, a = A55, B = B30, b = B18, M = Mean, I = Interim, S = Screening, - = no data (See Table 1.4.2(c))

PHYSICAL PROPERTY SUMMARY

	Nominal	As Submitted	Test Method
Fiber Density (g/cm ³)	1.81	1.80	ASTM D 3800
Resin Density (g/cm ³)	1.22		ASTM D 891
Composite Density (g/cm ³)	1.55	1.56	
Fiber Areal Weight (g/m ²)	190	191.1	ASTM D 5300
Fiber Volume (%)	55.5	54.0-55.5	ASTM D 3171
Ply Thickness (in)	0.0075	0.0075-0.0082	

LAMINATE PROPERTY SUMMARY

Classes of data in Strength/Modulus/Poisson's Ratio/Strain-to-Failure order: A = A75, a = A55, B = B30, b = B18, M = Mean, I = Interim, S = Screening, - = no data (See Table 1.4.2(c))

MATERIAL:		800H 12k/3900-2 unidirectional tape			Table 4.2.34(a) C/Ep 190-UT 800HB/3900-2 SBS, 31-plane [0]³⁴ 75/A, -67/A, 180/W Screening	
RESIN CONTENT:	36.3 wt.%	COMP. DENSITY:	1.56 g/cm ³			
FIBER VOLUME:	55.5 %	VOID CONTENT:	0-1.10 %			
PLY THICKNESS:	0.0073-0.0074 in.					
TEST METHOD:	ASTM D 2344-84			MODULUS CALCULATION:		
NORMALIZED BY:	Not normalized					
Temperature (°F)	75	-67	180			
Moisture Content (%)	Ambient	Ambient	1.0			
Equilibrium at T, RH			(1)			
Source Code	90	90	90			
Mean	12.7	16.7	7.63			
Minimum	12.6	16.3	7.55			
Maximum	13.1	17.0	7.71			
C.V.(%)	1.47	1.34	0.772			
B-value	(2)	(2)	(2)			
F_{31}^{sbs} Distribution	Normal	Normal	Normal			
(ksi) C ₁	12.8	16.7	7.63			
C ₂	0.187	0.223	0.059			
No. Specimens	6	6	6			
No. Batches	1	1	1			
Data Class	Screening	Screening	Screening			

- (1) Conditioned at 160°F and 95 ± 2% RH until 1.0% moisture content attained.
- (2) Short beam strength test data are approved for Screening Data Class only.

MATERIAL:		800H 12k/3900-2 unidirectional tape			Table 4.2.34(b) C/Ep 190-UT 800HB/3900-2 Shear, 13-plane [0]₁₀₀ 75/A, -67/A, 180/W Screening	
RESIN CONTENT:	37.3 wt.%	COMP. DENSITY:	1.56 g/cm ³			
FIBER VOLUME:	54.0 %	VOID CONTENT:	0-1.10 %			
PLY THICKNESS:	0.0075-0.0079					
TEST METHOD:	ASTM D 5379-93			MODULUS CALCULATION:		
NORMALIZED BY:	Not normalized					
Temperature (°F)	75	-67	180			
Moisture Content (%)	Ambient	Ambient	1.0			
Equilibrium at T, RH			(1)			
Source Code	90	90	90			
F_{13}^{su} (ksi)	Mean	12.8	18.6	7.20		
	Minimum	12.5	18.2	6.90		
	Maximum	12.9	19.3	7.50		
	C.V.(%)	1.21	2.24	3.11		
	B-value	(2)	(2)	(2)		
	Distribution	Normal	Normal	Normal		
	C ₁	12.8	18.6	7.20		
C ₂	0.155	0.417	0.224			
No. Specimens	6	6	5			
No. Batches	1	1	1			
Data Class	Screening	Screening	Screening			
G_{13}^s (Msi)	Mean	0.478	0.598	0.401		
	Minimum	0.464	0.560	0.396		
	Maximum	0.489	0.630	0.405		
	C.V.(%)	2.34	3.87	0.872		
	No. Specimens	6	6	5		
No. Batches	1	1	1			
Data Class	Screening	Screening	Screening			
γ_{13}^{su} ($\mu\epsilon$)	Mean					
	Minimum					
	Maximum					
	C.V.(%)					
	B-value					
	Distribution					
C ₁						
C ₂						
No. Specimens						
No. Batches						
Data Class						

(1) Conditioned at 160°F and 95 ± 2% RH until 1.0% moisture content attained.

(2) Basis values are presented only for A and B data classes.

MATERIAL:		800H 12k/3900-2 unidirectional tape			Table 4.2.34(c) C/Ep 190-UT 800HB/3900-2 Shear, 23-plane [0]₁₀₀ 75/A, -67/A, 180/W Screening	
RESIN CONTENT:	37.3 wt.%	COMP. DENSITY:	1.56 g/cm ³			
FIBER VOLUME:	54.0 %	VOID CONTENT:	0-1.10 %			
PLY THICKNESS:	0.0078-0.0082					
TEST METHOD:	ASTM D 5379-93		MODULUS CALCULATION: Chord, 1000 - 3000 $\mu\epsilon$			
NORMALIZED BY:	Not normalized					
Temperature (°F)	75	-67	180			
Moisture Content (%)	Ambient	Ambient	1.0			
Equilibrium at T, RH			(1)			
Source Code	90	90	90			
Mean	6.10	6.45	4.22			
Minimum	4.79	4.68	3.91			
Maximum	6.72	7.27	4.35			
C.V.(%)	13.1	13.7	4.24			
B-value	(2)	(2)	(2)			
Distribution	Normal	Normal	Normal			
F_{23}^{su}						
(ksi)						
C ₁	6.10	6.45	4.22			
C ₂	0.801	0.886	0.179			
No. Specimens	6	7	6			
No. Batches	1	1	1			
Data Class	Screening	Screening	Screening			
Mean	0.317	0.377	0.281			
Minimum	0.306	0.360	0.258			
Maximum	0.330	0.399	0.293			
C.V.(%)	2.94	3.36	4.45			
G_{23}^s						
(Msi)						
No. Specimens	6	7	6			
No. Batches	1	1	1			
Data Class	Screening	Screening	Screening			
Mean						
Minimum						
Maximum						
C.V.(%)						
B-value						
Distribution						
γ_{23}^{su}						
($\mu\epsilon$)						
C ₁						
C ₂						
No. Specimens						
No. Batches						
Data Class						

(1) Conditioned at 160°F and 95 ± 2% RH until 1.0% moisture content attained.

(2) Basis values are presented only for A and B data classes.

4.2.35 T650-35 3k/976 plain weave fabricMaterial Description:

Material: T650-35 3k / 976

Form: Plain weave fabric prepreg, fiber areal weight of 194 g/m², typical cured resin content of 40%, typical cured ply thickness of 0.0067 - 0.0069 inches.

Processing: Autoclave cure, 350°F, 95 psi, 90 minutes

General Supplier Information:

Fiber: T650-35 fibers are continuous, no twist carbon filaments made from PAN precursor, surface treated to improve handling characteristics and structural properties. Filament count is 3000 filaments/tow. Typical tensile modulus is 35×10^6 psi. Typical tensile strength is 650,000 psi.

Matrix: 976 is a high flow, modified epoxy resin that meets the NASA outgassing requirements. 10 days out-time at 72°F.

Maximum Short Term Service Temperature: 350°F (dry), 250°F (wet)

Typical applications: General purpose commercial and military structural applications.

Data Analysis Summary:

1. For transverse tension, a bowtie specimen is an exception to this test method.

4.2.35 T650-35 3k/976 plain weave

MATERIAL:	T650-35 3k/976 plain weave fabric			C/Ep 194-PW T650-35 976 Summary
FORM:	Cytec Fiberite 976/T650-35 plain weave fabric prepreg			
FIBER:	Amoco T650-35 3k, UC 309, no twist	MATRIX:	ICI Fiberite 976	
T _g (dry):	461°F	T _g (wet):	393°F	
T _g METHOD:	DMA E'			
PROCESSING:	Autoclave cure 350°F +10/-10°F, 90 min +10/-10 min, 95 psi +5/-5 psi			

Date of fiber manufacture	9/90 – 5/95	Date of testing	7/93 – 10/96
Date of resin manufacture	9/90 – 7/94	Date of data submittal	12/97
Date of prepreg manufacture	6/92 – 8/94	Date of analysis	1/01
Date of composite manufacture	7/93 – 10/96		

LAMINA PROPERTY SUMMARY

	72°F/A		-67°F/A		250°F/W			
Tension, 1-axis	bS--		bS--		BM--			
Tension, 2-axis	BM--		BM--		BM--			
Tension, 3-axis								
Compression, 1-axis	BM--		BM--		BM--			
Compression, 2-axis								
Compression, 3-axis	bS--		bS--		BM--			
Shear, 12-plane	BM--		bM--		BM--			
Shear, 23-plane								
Shear, 31-plane								

Classes of data in Strength/Modulus/Poisson's Ratio/Strain-to-Failure order: A = A75, a = A55, B = B30, b = B18, M = Mean, I = Interim, S = Screening, - = no data (See Table 1.4.2(c))

PHYSICAL PROPERTY SUMMARY

		Nominal	As Submitted	Test Method
Fiber Density	(g/cm ³)	1.77	1.76 – 1.78	SRM 15
Resin Density	(g/cm ³)	1.28	1.28	ASTM D 792
Composite Density	(g/cm ³)	1.57	1.55-1.58	
Fiber Areal Weight	(g/m ²)	194	-	
Fiber Volume	(%)	59	58-61	
Ply Thickness	(in)	0.0069	0.0066 - 0.0079	

LAMINATE PROPERTY SUMMARY

Classes of data in Strength/Modulus/Poisson's Ratio/Strain-to-Failure order: A = A75, a = A55, B = B30, b = B18, M = Mean, I = Interim, S = Screening, - = no data (See Table 1.4.2(c))

MATERIAL:		T650-35 3k 976 plain weave fabric				Table 4.2.35(a) C/Ep 194-PW T650-35 976 Tension, 1-axis [0_t]₁₂ 72/A, -67/A, 250/W B30, B18, Mean, Screening	
RESIN CONTENT:	28 – 34 % wt	COMP: DENSITY:	1.56-1.58 g/cm ³				
FIBER VOLUME:	59 - 64 vol %	VOID CONTENT:	0 – 1%				
PLY THICKNESS:	0.0062-0.0079 in.						
TEST METHOD:		MODULUS CALCULATION:					
Bowtie Specimen - ASTM D 3039 76		Chord, 1000 - 6000 με					
NORMALIZED BY:		Normalized by specimen thickness and batch fiber areal weight to 57%(0.0076 in. CPT)					
Temperature (°F)	72 ambient		-67 ambient		250		
Moisture Content (%)					1.09-1.20		
Equilibrium at T, RH					160, 85		
Source Code	80		80		80		
	Normalized	Measured	Normalized	Measured	Normalized	Measured	
F_1^{tu} (ksi)	Mean	94.4	103	75.4	82.6	106	113
	Minimum	83.3	89.7	65.9	73.3	93.6	102
	Maximum	103	116	80.9	88.7	116	125
	C.V.(%)	7.05	7.10	6.03	5.70	6.38	5.75
	B-value	79.9	(1)	(1)	72.9	88.9	98.1
	Distribution	Weibull	ANOVA	ANOVA	Weibull	ANOVA	Weibull
	C ₁	97.35	7.87	4.74	84.2	6.99	116
	C ₂	18.09	4.08	3.27	6.35	2.50	18.9
	No. Specimens	18		18		30	
	No. Batches	3		3		5	
Data Class	B18		B18		B30		
E_1^t (Msi)	Mean	10.4	11.2	10.5	11.5	10.7	11.2
	Minimum	9.91	10.5	10.0	10.7	9.81	10.0
	Maximum	11.4	11.8	10.7	11.9	11.3	12.4
	C.V.(%)	4.54	4.32	2.43	3.40	2.82	5.48
	No. Specimens	9		9		21	
No. Batches	3		3		5		
Data Class	Screening		Screening		Mean		
ν_{12}^t	Mean						
	No. Specimens						
	No. Batches						
	Data Class						
ϵ_1^{tu} (με)	Mean						
	Minimum						
	Maximum						
	C.V.(%)						
	B-value						
	Distribution						
	C ₁						
C ₂							
No. Specimens							
No. Batches							
Data Class							

(1) B-basis values calculated from less than five batches of data using the ANOVA method are not presented.

MATERIAL:		T650-35 3k 976 plain weave fabric				Table 4.2.35(b) C/Ep 194-PW T650-35 976 Tension, 2-axis [90_r]₁₂ 72/A, -67/A, 250/W B30, Mean	
RESIN CONTENT:	28 – 34 % wt	COMP: DENSITY:	1.56-1.58 g/cm ³				
FIBER VOLUME:	59 - 64 vol %	VOID CONTENT:	0 – 1%				
PLY THICKNESS:	0.0062-0.0079 in.						
TEST METHOD:	Bowtie Specimen- ASTM D 3039 76						
		MODULUS CALCULATION:		Chord, 1000-6000 µε			
NORMALIZED BY:		Normalized by specimen thickness and batch fiber areal weight to 57%(0.0076 in. CPT)					
Temperature (°F)	72 ambient		-67 ambient		250 1.14-1.22		
Moisture Content (%)					160, 85		
Equilibrium at T, RH					80		
Source Code	80		80		80		
		Normalized	Measured	Normalized	Measured	Normalized	Measured
F_2^t (ksi)	Mean	93.7	101	74.0	80.8	98.3	105
	Minimum	78.5	83.4	62.1	64.1	88.5	94.3
	Maximum	106	118	87.4	108	111	122
	C.V.(%)	7.07	8.48	8.22	11.7	6.02	6.98
	B-value Distribution	76.4 ANOVA	74.9 ANOVA	57.4 ANOVA	51.4 ANOVA	81.6 ANOVA	82.5 ANOVA
	C ₁	6.91	8.98	6.31	10.0	6.17	7.75
	C ₂	2.51	2.87	2.64	2.93	2.70	2.90
No. Specimens	30		30		30		
No. Batches	5		5		5		
Data Class	B30		B30		B30		
E_2^t (Msi)	Mean	10.0	10.6	9.91	10.6	9.93	10.5
	Minimum	9.59	9.61	9.46	9.93	9.16	9.57
	Maximum	10.9	11.9	10.5	11.5	11.0	12.2
	C.V.(%)	3.40	5.17	3.28	5.32	4.87	7.31
	No. Specimens	21		21		21	
No. Batches	5		5		5		
Data Class	Mean		Mean		Mean		
ν_{21}^t	Mean						
	No. Specimens						
	No. Batches						
ϵ_2^{tu} (µε)	Mean						
	Minimum						
	Maximum						
	C.V.(%)						
	B-value Distribution						
	C ₁						
	C ₂						
No. Specimens							
No. Batches							
Data Class							

MATERIAL:		T650-35 3k 976 plain weave fabric				Table 4.2.35(c) C/Ep 194 - PW T650-35 976 Compression, 1-axis [0]12 72/A, -67/A, 250/W B30, Mean	
RESIN CONTENT:	28 – 34 % wt	COMP: DENSITY:	1.56-1.58 g/cm ³				
FIBER VOLUME:	59 - 64 vol %	VOID CONTENT:	0 – 1%				
PLY THICKNESS:	0.0062-0.0079 in.						
TEST METHOD:	ASTM D 3410-87, Procedure B		MODULUS CALCULATION:				
			Chord, 1000-3000 με				
NORMALIZED BY:	Normalized by specimen thickness and batch fiber areal weight to 57%(0.0076 in. CPT)						
Temperature (°F)	72 ambient		-67 ambient		250		
Moisture Content (%)					1.02 – 1.33		
Equilibrium at T, RH					160, 85		
Source Code	80		80		80		
		Normalized	Measured	Normalized	Measured	Normalized	Measured
F_1^{cu} (ksi)	Mean	96.7	100	93.8	99.6	55.9	59.1
	Minimum	74.3	71.3	62.6	65.5	43.0	45.5
	Maximum	108	114	116	121	75.1	77.5
	C.V.(%)	8.41	10.6	14.3	14.0	14.5	13.4
	B-value	78.1	74.8	55.8	60.2	29.8	34.2
	Distribution	ANOVA	ANOVA	ANOVA	ANOVA	ANOVA	ANOVA
	C ₁	8.30	10.9	14.1	14.7	8.66	8.38
	C ₂	2.23	2.31	2.69	2.69	3.02	2.97
	No. Specimens	36		36		30	
	No. Batches	6		6		5	
Data Class	B30		B30		B30		
E_1^c (Msi)	Mean	8.83	9.53	9.36	9.89	9.15	9.67
	Minimum	8.07	8.63	7.78	8.55	8.63	9.08
	Maximum	9.52	10.1	10.2	10.6	9.62	10.2
	C.V.(%)	4.52	4.11	4.98	4.45	2.77	2.67
	No. Specimens	30		27		21	
No. Batches	6		6		5		
Data Class	Mean		Mean		Mean		
ν_{12}^t	Mean						
	No. Specimens						
	No. Batches						
ϵ_2^{cu} (με)	Mean						
	Minimum						
	Maximum						
	C.V.(%)						
	B-value						
	Distribution						
	C ₁						
C ₂							
No. Specimens							
No. Batches							
Data Class							

MATERIAL:		T650-35 3k 976 plain weave fabric				Table 4.2.35(d) C/Ep 194-PW T650-35 976 Compression, 2-axis [90°]₁₂ 72/A, -67/A, 250/W B30, B18, Mean, Screening	
RESIN CONTENT:	28 – 34 % wt	COMP: DENSITY:	1.56-1.58 g/cm ³				
FIBER VOLUME:	59 - 64 vol %	VOID CONTENT:	0 – 1%				
PLY THICKNESS:	0.0062-0.0079 in.						
TEST METHOD:	ASTM D 3410-87, Procedure B		MODULUS CALCULATION:				
			Chord, 1000-3000 µε				
NORMALIZED BY:	Normalized by specimen thickness and batch fiber areal weight to 57%(0.0076 in. CPT)						
Temperature (°F)	72 ambient		-67 ambient		250		
Moisture Content (%)					1.03 – 1.33		
Equilibrium at T, RH					160, 85		
Source Code	80		80		80		
		Normalized	Measured	Normalized	Measured	Normalized	Measured
F_2^{cu} (ksi)	Mean	92.6	99.1	88.0	94.2	52.5	56.1
	Minimum	79.7	88.6	70.5	78.4	38.1	40.3
	Maximum	105	11130	98.9	108	61.0	64.3
	C.V.(%)	9.23	8.28	10.3	9.77	10.9	10.5
	B-value	(1)	79.7	69.2	73.6	37.5	41.8
	Distribution	ANOVA	Weibull	Weibull	Weibull	ANOVA	ANOVA
	C ₁	8.93	103	91.89	98.2	5.92	6.05
	C ₂	12.5	14.0	12.61	12.3	2.53	2.37
	No. Specimens	18		18		30	
	No. Batches	3		3		5	
Data Class	B18		B18		B30		
E_2^c (Msi)	Mean	8.82	9.39	8.95	9.62	8.89	9.52
	Minimum	8.26	8.83	8.13	8.93	8.44	8.81
	Maximum	9.19	9.84	9.34	9.96	9.40	9.96
	C.V.(%)	3.25	3.87	4.11	3.40	2.68	2.78
	No. Specimens	9		9		21	
No. Batches	3		3		5		
Data Class	Screening		Screening		Mean		
ν_{21}^t	Mean						
	No. Specimens						
	No. Batches						
	Data Class						
ϵ_2^{cu} (µε)	Mean						
	Minimum						
	Maximum						
	C.V.(%)						
	B-value						
	Distribution						
	C ₁						
	C ₂						
	No. Specimens						
	No. Batches						
Data Class							

(1) B-basis values calculated from less than five batches of data using the ANOVA method are not presented.

MATERIAL:		T650-35 3k 976 plain weave fabric			Table 4.2.35(e) C/Ep 194 - PW T650-35 976 Shear, 12-plane [+45/-45]_{3s} 72/A, -67/A, 250/W B30, B18, Mean	
RESIN CONTENT:	28 – 34 % wt	COMP. DENSITY:	1.56-1.58 g/cm ³			
FIBER VOLUME:	59 - 64 vol %	VOID CONTENT:	0 – 1%			
PLY THICKNESS:	0.0062-0.0079 in.					
TEST METHOD:	ASTM D 3518-82 (1)			MODULUS CALCULATION:		
NORMALIZED BY:	Not normalized					
Temperature (°F)	72	-67	250			
Moisture Content (%)	Ambient	Ambient	1.15 – 1.25			
Equilibrium at T, RH			160,85			
Source Code	80	80	80			
Mean	15.0	17.2	10.8			
Minimum	13.6	15.3	9.95			
Maximum	16.3	17.7	11.4			
C.V.(%)	4.93	3.04	3.56			
B-value	13.0	16.3	9.72			
Distribution	ANOVA	Weibull	ANOVA			
F_{12}^{su}						
(ksi) C ₁	0.77	17.3	0.40			
C ₂	2.58	58.2	2.69			
No. Specimens	34	18	30			
No. Batches	5	3	5			
Data Class	B30	B18	B30			
Mean	0.80	1.01	0.51			
Minimum	0.73	.95	0.47			
Maximum	0.88	1.08	0.54			
C.V.(%)	4.90	3.82	3.73			
G_{12}^s						
(Msi) No. Specimens	24	18	22			
No. Batches	5	3	5			
Data Class	Mean	Mean	Mean			
Mean						
Minimum						
Maximum						
C.V.(%)						
B-value						
Distribution						
γ_{12}^{su}						
(μΕ) C ₁						
C ₂						
No. Specimens						
No. Batches						
Data Class						

(1) Test method used ultimate strength at failure.

4.3 CARBON - POLYESTER COMPOSITES

4.4 CARBON - BISMALEIMIDE COMPOSITES

4.4.1 T-300 3k/F650 unidirectional tapeMaterial Description:

Material: T300 3k/F650 unidirectional tape

Form: Unidirectional tape, fiber areal weight of 189 g/m², typical cured resin content of 32%, typical cured ply thickness of 0.0070 inches.

Processing: Autoclave cure; 375°F, 85 psi for 4 hours; postcure at 475°F for 4 hours

General Supplier Information:

Fiber: T-300 fibers are continuous, no twist carbon filaments made from PAN precursor, surface treated to improve handling characteristics and structural properties. Filament count is 3,000 filaments/tow. Typical tensile modulus is 33×10^6 psi. Typical tensile strength is 530,000 psi.

Matrix: F650 is a 350°F curing bismaleimide resin. It will retain light tack for several weeks at 70°F.

Maximum Short Term Service Temperature: 500°F (dry), 350°F (wet)

Typical applications: Primary and secondary structural applications.

4.4.1 T-300 3k/F650 unidirectional tape*

MATERIAL:	T-300 3k/F650 unidirectional tape			C/BMI 189-UT T-300/F650 Summary
FORM:	Hexcel T3T190/F652 unidirectional tape prepreg			
FIBER:	Toray T-300 3k	MATRIX:	Hexcel F650	
T _g (dry):	600°F	T _g (wet):	T _g METHOD:	
PROCESSING:	Autoclave cure: 375°F, 4 hours, 85 psig; Postcure: 475°F, 4 hours, free-standing oven			

* DATA WERE SUBMITTED BEFORE THE ESTABLISHMENT OF DATA DOCUMENTATION REQUIREMENTS (JUNE 1989). ALL DOCUMENTATION PRESENTLY REQUIRED WERE NOT SUPPLIED FOR THIS MATERIAL.

Date of fiber manufacture	Date of testing	
Date of resin manufacture	Date of data submittal	4/89
Date of prepreg manufacture	Date of analysis	1/93
Date of composite manufacture		

LAMINA PROPERTY SUMMARY

	75°F/A		-67°F/A	400°F/A				
Tension, 1-axis	SS--		S---	SS--				
Tension, 2-axis								
Tension, 3-axis								
Compression, 1-axis								
Compression, 2-axis								
Compression, 3-axis								
Shear, 12-plane								
Shear, 23-plane								
Shear, 31-plane								
SB Strength, 31-plane	S---			S---				

Classes of data in Strength/Modulus/Poisson's Ratio/Strain-to-Failure order: A = A75, a = A55, B = B30, b = B18, M = Mean, I = Interim, S = Screening, - = no data (See Table 1.4.2(c))

* DATA WERE SUBMITTED BEFORE THE ESTABLISHMENT OF DATA DOCUMENTATION REQUIREMENTS (JUNE 1989). ALL DOCUMENTATION PRESENTLY REQUIRED WERE NOT SUPPLIED FOR THIS MATERIAL.

		Nominal	As Submitted	Test Method
Fiber Density	(g/cm ³)	1.76		
Resin Density	(g/cm ³)	1.27		
Composite Density	(g/cm ³)	1.56	1.57	
Fiber Areal Weight	(g/m ²)	189		
Fiber Volume	(%)	59	61	
Ply Thickness	(in)	0.0070		

LAMINATE PROPERTY SUMMARY

Classes of data in Strength/Modulus/Poisson's Ratio/Strain-to-Failure order: A = A75, a = A55, B = B30, b = B18, M = Mean, I = Interim, S = Screening, - = no data (See Table 1.4.2(c))

* DATA WERE SUBMITTED BEFORE THE ESTABLISHMENT OF DATA DOCUMENTATION REQUIREMENTS (JUNE 1989). ALL DOCUMENTATION PRESENTLY REQUIRED WAS NOT SUPPLIED FOR THIS MATERIAL.

MATERIAL: T-300 3k/F650 unidirectional tape		Table 4.4.1(a) C/BMI 189-UT T-300/F650 Tension, 1-axis [0]₆ 75/A, -67/A, 400/A Screening					
RESIN CONTENT: 32 wt%	COMP: DENSITY: 1.57 g/cm ³						
FIBER VOLUME: 61 %	VOID CONTENT:						
PLY THICKNESS: 0.0070 in.							
TEST METHOD: ASTM D 3039-76	MODULUS CALCULATION:						
NORMALIZED BY: Fiber volume to 60% (0.0070 in. CPT)							
Temperature (°F)	75 ambient		-67 ambient		400 ambient		
Moisture Content (%)	21		21		21		
Equilibrium at T, RH							
Source Code							
	Normalized	Measured	Normalized	Measured	Normalized	Measured	
Mean	248	252	194	197	229	233	
Minimum	216	220	167	170	216	220	
Maximum	293	298	212	216	243	247	
C.V.(%)	7.14	7.15	8.68	8.68	3.97	3.97	
F_1^{tu} (ksi)	B-value	(1)	(1)	(1)	(1)	(1)	
	Distribution	Normal	Normal	Normal	Normal	Normal	
	C ₁	248	252	194	197	229	233
	C ₂	17.7	18.0	16.8	17.1	11.1	9.24
No. Specimens	15		15		7		
No. Batches	1		1		1		
Data Class	Screening		Screening		Screening		
Mean	18.9	19.2			19.1	19.4	
Minimum	16.5	16.8			16.8	17.1	
Maximum	20.3	20.6			21.0	21.4	
C.V.(%)	5.58	5.49			7.26	7.23	
E_1^t (Msi)							
No. Specimens	15				9		
No. Batches	1				1		
Data Class	Screening				Screening		
Mean							
No. Specimens							
No. Batches							
Data Class							
Mean							
Minimum							
Maximum							
C.V.(%)							
B-value							
Distribution							
C ₁							
C ₂							
No. Specimens							
No. Batches							
Data Class							

(1) Basis values are presented only for A and B data classes.

* DATA WERE SUBMITTED BEFORE THE ESTABLISHMENT OF DATA DOCUMENTATION REQUIREMENTS (JUNE 1989). ALL DOCUMENTATION PRESENTLY REQUIRED WAS NOT SUPPLIED FOR THIS MATERIAL.

MATERIAL: T-300 3k/F650 unidirectional tape		Table 4.4.1(b) C/BMI 189-UT T-300/F650 SBS, 31-plane [0]³⁴ 75/A, 400/A Screening			
RESIN CONTENT: 32 wt%	COMP: DENSITY: 1.57 g/cm ³				
FIBER VOLUME: 61 %	VOID CONTENT:				
PLY THICKNESS: 0.0070 in.					
TEST METHOD: ASTM D 2344	MODULUS CALCULATION:				
NORMALIZED BY: Not normalized					
Temperature (°F)	75	400			
Moisture Content (%)	ambient	ambient			
Equilibrium at T, RH					
Source Code	21	21			
Mean	14.1	9.39			
Minimum	13.5	8.77			
Maximum	15.0	10.1			
C.V.(%)	3.04	4.25			
B-value	(1)	(1)			
Distribution	Weibull	Weibull			
F_{31}^{sbs} (ksi)					
C ₁	14.3	9.59			
C ₂	32.3	24.6			
No. Specimens	15	15			
No. Batches	1	1			
Data Class	Screening	Screening			

(1) Basis values are presented only for A and B data classes.

4.4.2 T-300 3k/F650 8-harness satin weave fabricMaterial Description:

Material: T300 3k/F650

Form: 8 harness satin weave fabric, fiber areal weight of 370 g/m², typical cured resin content of 40%, typical cured ply thickness of 0.015 inches.

Processing: Autoclave cure; 375°F, 85 psi for 4 hours; postcure at 475°F for 4 hours

General Supplier Information:

Fiber: T-300 fibers are continuous, no twist carbon filaments made from PAN precursor, surface treated to improve handling characteristics and structural properties. Filament count is 3,000 filaments/tow. Typical tensile modulus is 33×10^6 psi. Typical tensile strength is 530,000 psi.

Matrix: F650 is a 350°F curing bismaleimide resin. It will retain light tack for several weeks at 70°F.

Maximum Short Term Service Temperature: 500°F (dry), 350°F (wet)

Typical applications: Primary and secondary structural applications.

4.4.2 T-300 3k/F650 8-harness satin weave fabric*

MATERIAL:	T-300 3k/F650 8-harness satin weave fabric			C/BMI 370-8HS T-300/F650 Summary
FORM:	Hexcel F3T584/F650 8-harness satin weave fabric prepreg			
FIBER:	Toray T-300 3k	MATRIX:	Hexcel F650	
T _g (dry):	600°F	T _g (wet):	T _g METHOD:	
PROCESSING:	Autoclave cure: 375°F, 4 hours, 85 psig; Postcure: 475°F, 4 hours, free-standing oven			

* DATA WERE SUBMITTED BEFORE THE ESTABLISHMENT OF DATA DOCUMENTATION REQUIREMENTS (JUNE 1989). ALL DOCUMENTATION PRESENTLY REQUIRED WERE NOT SUPPLIED FOR THIS MATERIAL.

Date of fiber manufacture	Date of testing	
Date of resin manufacture	Date of data submittal	4/89
Date of prepreg manufacture	Date of analysis	1/93
Date of composite manufacture		

LAMINA PROPERTY SUMMARY

	75°F/A		350°F/A	450°F/A				
Tension, 1-axis								
Tension, 2-axis								
Tension, 3-axis								
Compression, 1-axis								
Compression, 2-axis								
Compression, 3-axis								
Shear, 12-plane	SS--							
Shear, 23-plane								
Shear, 31-plane								
SB Strength, 31-plane	S---		S---	S---				

Classes of data in Strength/Modulus/Poisson's Ratio/Strain-to-Failure order: A = A75, a = A55, B = B30, b = B18, M = Mean, I = Interim, S = Screening, - = no data (See Table 1.4.2(c))

* DATA WERE SUBMITTED BEFORE THE ESTABLISHMENT OF DATA DOCUMENTATION REQUIREMENTS (JUNE 1989). ALL DOCUMENTATION PRESENTLY REQUIRED WERE NOT SUPPLIED FOR THIS MATERIAL.

		Nominal	As Submitted	Test Method
Fiber Density	(g/cm ³)	1.75		
Resin Density	(g/cm ³)	1.27		
Composite Density	(g/cm ³)	1.54		
Fiber Areal Weight	(g/m ²)	370		
Fiber Volume	(%)	56	52	
Ply Thickness	(in)	0.015		

LAMINATE PROPERTY SUMMARY

Classes of data in Strength/Modulus/Poisson's Ratio/Strain-to-Failure order: A = A75, a = A55, B = B30, b = B18, M = Mean, I = Interim, S = Screening, - = no data (See Table 1.4.2(c))

* DATA WERE SUBMITTED BEFORE THE ESTABLISHMENT OF DATA DOCUMENTATION REQUIREMENTS (JUNE 1989). ALL DOCUMENTATION PRESENTLY REQUIRED WAS NOT SUPPLIED FOR THIS MATERIAL.

MATERIAL:		T-300 3k/F650 8-harness satin weave fabric			
RESIN CONTENT:	40 wt%	COMP: DENSITY:	1.51 g/cm ³		
FIBER VOLUME:	52 %	VOID CONTENT:			
PLY THICKNESS:	0.015 in.	MODULUS CALCULATION:			
TEST METHOD:	ASTM D 3518-76				
NORMALIZED BY:	Not normalized				
Temperature (°F)	75				
Moisture Content (%)	ambient				
Equilibrium at T, RH					
Source Code	21				
Mean	9.77				
Minimum	8.57				
Maximum	11.1				
C.V.(%)	8.78				
B-value	(1)				
Distribution	Weibull				
F_{12}^{su}					
(ksi)					
C ₁	10.2				
C ₂	12.9				
No. Specimens	15				
No. Batches	1				
Data Class	Screening				
Mean	0.69				
Minimum	0.59				
Maximum	0.81				
C.V.(%)	10				
G_{12}^s					
(Msi)					
No. Specimens	14				
No. Batches	1				
Data Class	Screening				
Mean					
Minimum					
Maximum					
C.V.(%)					
B-value					
Distribution					
γ_{12}^{su}					
($\mu\epsilon$)					
C ₁					
C ₂					
No. Specimens					
No. Batches					
Data Class					

Table 4.4.2(a)
C/BMI 370-8HS
T-300/F650
Shear, 12-plane
[± 45]_{4s}
75/A
Screening

(1) Basis values are presented only for A and B data classes.

* DATA WERE SUBMITTED BEFORE THE ESTABLISHMENT OF DATA DOCUMENTATION REQUIREMENTS (JUNE 1989). ALL DOCUMENTATION PRESENTLY REQUIRED WAS NOT SUPPLIED FOR THIS MATERIAL.

MATERIAL: T-300 3k/F650 8-harness satin weave fabric					Table 4.4.2(b) C/BMI 370-8HS T-300/F650 SBS, 31-plane [0]₈ 75/A, 350/A, 450/A Screening
RESIN CONTENT: 40 wt%	COMP: DENSITY: 1.51 g/cm ³				
FIBER VOLUME: 52 %	VOID CONTENT:				
PLY THICKNESS: 0.015 in.					
TEST METHOD: ASTM D 2344	MODULUS CALCULATION:				
NORMALIZED BY: Not normalized					
Temperature (°F)	75	350	450		
Moisture Content (%)	ambient	ambient	ambient		
Equilibrium at T, RH					
Source Code	21	21	21		
Mean	5.83	5.59	5.80		
Minimum	4.75	4.93	5.23		
Maximum	8.06	6.44	6.57		
C.V.(%)	15.0	10.9	6.81		
B-value	(1)	(1)	(1)		
Distribution	Nonpara.	Weibull	Weibull		
F_{31}^{sbs} (ksi)					
C ₁	8	5.86	5.98		
C ₂	1.54	11.0	15.5		
No. Specimens	15	10	10		
No. Batches	1	1	1		
Data Class	Screening	Screening	Screening		

(1) Short beam strength test data are approved for Screening Data Class only.

4.4.3 T-300 3k/F652 8-harness satin weave fabric

Material Description:

Material: T300 3k/F652

Form: 8 harness satin weave fabric, fiber areal weight of 367 g/m², typical cured resin content of 27%, typical cured ply thickness of 0.0124 inches.

Processing: Press cure, 400°F, 2.5 hours, 125 psi; postcure at 550°F, 4 hours

General Supplier Information:

Fiber: T-300 3K fibers are continuous, no twist carbon filaments made from PAN precursor, surface treated to improve handling characteristics and structural properties. Filament count is 3,000 filaments/tow. Typical tensile modulus is 33×10^6 psi. Typical tensile strength is 530,000 psi.

Matrix: F652 is a bismaleimide resin that has been modified from F650 to reduce the flow of the resin. The lower flow allows the resin to be used in press forming operations and also for high temperature honeycomb. The properties are equivalent to F650.

Maximum Short Term Service Temperature: 500°F (dry), 350°F (wet)

Typical applications: Primary and secondary structural applications.

4.4.3 T-300 3k/F652 8-harness satin weave fabric*

MATERIAL:	T-300 3k/F652 8-harness satin weave fabric			C/BMI 367-8HS T-300/F652 Summary
FORM:	Hexcel F3G584/F652 8-harness satin weave fabric prepreg			
FIBER:	Amoco Thornel T-300	MATRIX:	Hexcel F652	
T _g (dry):	600°F	T _g (wet):	T _g METHOD:	
PROCESSING:	Press cured: 400°F, 2.5 hours, 125 psig; Postcure: 550°F, 4 hours			

* DATA WERE SUBMITTED BEFORE THE ESTABLISHMENT OF DATA DOCUMENTATION REQUIREMENTS (JUNE 1989). ALL DOCUMENTATION PRESENTLY REQUIRED WERE NOT SUPPLIED FOR THIS MATERIAL.

Date of fiber manufacture	Date of testing	
Date of resin manufacture	Date of data submittal	4/89
Date of prepreg manufacture	Date of analysis	1/93
Date of composite manufacture		

LAMINA PROPERTY SUMMARY

	70°F/A		600°F/A					
Tension, 1-axis	SS--							
Tension, 2-axis								
Tension, 3-axis								
Compression, 1-axis								
Compression, 2-axis								
Compression, 3-axis								
Shear, 12-plane								
Shear, 23-plane								
Shear, 31-plane								
SB Strength, 31-plane	S---		S---					

Classes of data in Strength/Modulus/Poisson's Ratio/Strain-to-Failure order: A = A75, a = A55, B = B30, b = B18, M = Mean, I = Interim, S = Screening, - = no data (See Table 1.4.2(c))

* DATA WERE SUBMITTED BEFORE THE ESTABLISHMENT OF DATA DOCUMENTATION REQUIREMENTS (JUNE 1989). ALL DOCUMENTATION PRESENTLY REQUIRED WERE NOT SUPPLIED FOR THIS MATERIAL.

		Nominal	As Submitted	Test Method
Fiber Density	(g/cm ³)	1.76		
Resin Density	(g/cm ³)	1.26		
Composite Density	(g/cm ³)	1.55	1.57	
Fiber Areal Weight	(g/m ²)	367		
Fiber Volume	(%)	58	64.8	
Ply Thickness	(in)	.00124		

LAMINATE PROPERTY SUMMARY

Classes of data in Strength/Modulus/Poisson's Ratio/Strain-to-Failure order: A = A75, a = A55, B = B30, b = B18, M = Mean, I = Interim, S = Screening, - = no data (See Table 1.4.2(c))

* DATA WERE SUBMITTED BEFORE THE ESTABLISHMENT OF DATA DOCUMENTATION REQUIREMENTS (JUNE 1989). ALL DOCUMENTATION PRESENTLY REQUIRED WAS NOT SUPPLIED FOR THIS MATERIAL.

MATERIAL:		T-300 3k/F652 8-harness satin weave fabric				Table 4.4.3(a) C/BMI 367-8HS T-300/F652 Tension, 1-axis [0]10 70/A Screening	
RESIN CONTENT:	27.2 wt%	COMP: DENSITY:	1.57 g/cm ³				
FIBER VOLUME:	64.8 %	VOID CONTENT:					
PLY THICKNESS:	0.012 in.						
TEST METHOD:		MODULUS CALCULATION:					
ASTM D 3039-76							
NORMALIZED BY:		Batch fiber volume to 57% (0.012 in. CPT)					
Temperature (°F)	70						
Moisture Content (%)	ambient						
Equilibrium at T, RH							
Source Code	21						
		Normalized	Measured	Normalized	Measured	Normalized	Measured
F ₁ ^{tu} (ksi)	Mean	73.6	84.0				
	Minimum	58.8	67.1				
	Maximum	84.3	96.1				
	C.V.(%)	10.1	10.0				
	B-value	(1)	(1)				
	Distribution	Weibull	Weibull				
	C ₁	76.8	87.6				
C ₂	12.3	12.4					
No. Specimens	15						
No. Batches	1						
Data Class	Screening						
E ₁ ^t (Msi)	Mean	9.71	11.1				
	Minimum	8.94	10.2				
	Maximum	10.2	11.6				
	C.V.(%)	4.36	4.28				
	No. Specimens	15					
No. Batches	1						
Data Class	Screening						
ν ₁₂ ^t	Mean						
	No. Specimens						
	No. Batches						
Data Class							
ε ₁ ^{tu} (με)	Mean						
	Minimum						
	Maximum						
	C.V.(%)						
	B-value						
	Distribution						
	C ₁						
C ₂							
No. Specimens							
No. Batches							
Data Class							

(1) Basis values are presented only for A and B data classes.

* DATA WERE SUBMITTED BEFORE THE ESTABLISHMENT OF DATA DOCUMENTATION REQUIREMENTS (JUNE 1989). ALL DOCUMENTATION PRESENTLY REQUIRED WAS NOT SUPPLIED FOR THIS MATERIAL.

MATERIAL: T-300 3k/F652 8-harness satin weave fabric		Table 4.4.3(b) C/BMI 367-8HS T-300/F652 SBS, 31-plane [0]10 70/A, 600/A Screening			
RESIN CONTENT: 27.2 wt%	COMP: DENSITY: 1.57 g/cm ³				
FIBER VOLUME: 64.8 %	VOID CONTENT:				
PLY THICKNESS: 0.0012 in.					
TEST METHOD: ASTM D 2344	MODULUS CALCULATION:				
NORMALIZED BY: Not normalized					
Temperature (°F)	70	600			
Moisture Content (%)	ambient	ambient			
Equilibrium at T, RH					
Source Code	21	21			
Mean	5.97	4.59			
Minimum	5.13	4.29			
Maximum	6.64	4.82			
C.V.(%)	8.17	3.60			
F ₃₁ ^{sbs} (ksi)	B-value	(1)	(1)		
	Distribution	Weibull	Weibull		
	C ₁	6.18	4.66		
	C ₂	14.8	36.8		
No. Specimens	15	15			
No. Batches	1	1			
Data Class	Screening	Screening			

(1) Basis values are presented only for A and B data classes.

4.4.4 AS4/5250-3 unidirectional tape

Material Description:

Material: AS4/5250-3

Form: Unidirectional tape, fiber areal weight of 147 g/m², typical cured resin content of 26-38%, typical cured ply thickness of 0.0055 inches.

Processing: Autoclave cure; 250°F, 85 psi, 1 hour; 350°F, 85 psi, 6 hours; postcure; 475°F, 6 hours.

General Supplier Information:

Fiber: AS4 fibers are continuous carbon filaments made from PAN precursor, surface treated to improve handling characteristics and structural properties. Typical tensile modulus is 34×10^6 psi. Typical tensile strength is 550,000 psi.

Matrix: 5250-3 is a modified bismaleimide resin possessing good hot/wet strength and improved toughness over standard bismaleimides. Good high temperature resistance.

Maximum Short Term Service Temperature: 450°F (dry), 350°F (wet)

Typical applications: Primary and secondary structural applications on commercial and military aircraft.

Data Analysis Summary:

1. Data are from publicly available report, Reference 4.4.4.

4.4.4 AS4/5250-3 unidirectional tape*

MATERIAL:	AS4/5250-3 unidirectional tape			C/BMI 147-UT AS4/5250-3 Summary	
FORM:	Narmco AS4/5250-3 unidirectional tape, grade 147 prepreg				
FIBER:	Hercules AS4	MATRIX:	Narmco 5250-3		
T _g (dry):	642°F	T _g (wet):	561°F		T _g METHOD: DMA
PROCESSING:	Autoclave cure: 250°F, 60 minutes; 350°F, 360 minutes, 85 psi; Postcure: 475°F, 6 hours				

* DATA WERE SUBMITTED BEFORE THE ESTABLISHMENT OF DATA DOCUMENTATION REQUIREMENTS (JUNE 1989). ALL DOCUMENTATION PRESENTLY REQUIRED WERE NOT SUPPLIED FOR THIS MATERIAL.

Date of fiber manufacture	Date of testing	
Date of resin manufacture	Date of data submittal	12/88
Date of prepreg manufacture	Date of analysis	1/93
Date of composite manufacture		

LAMINA PROPERTY SUMMARY

	72°F/A		-67°F/A	350°F/A	450°F/A		74°F/W	350°F/W
Tension, 1-axis	SSSS		SSSS	SSSS	SSSS		SSSS	SSSS
Tension, 2-axis	SS-S		SS-S	SS-S	SS-S			
Tension, 3-axis								
Compression, 1-axis	SS-S		SS-S	SS-S	SS-S		SS-S	SS-S
Compression, 2-axis								
Compression, 3-axis								
Shear, 12-plane	SS--		SS--	SS--	SS--		SS--	SS--
Shear, 23-plane								
Shear, 31-plane								

Classes of data in Strength/Modulus/Poisson's Ratio/Strain-to-Failure order: A = A75, a = A55, B = B30, b = B18, M = Mean, I = Interim, S = Screening, - = no data (See Table 1.4.2(c))

* DATA WERE SUBMITTED BEFORE THE ESTABLISHMENT OF DATA DOCUMENTATION REQUIREMENTS (JUNE 1989). ALL DOCUMENTATION PRESENTLY REQUIRED WERE NOT SUPPLIED FOR THIS MATERIAL.

		Nominal	As Submitted	Test Method
Fiber Density	(g/cm ³)	1.80		ASTM D 3529
Resin Density	(g/cm ³)	1.25		
Composite Density	(g/cm ³)	1.58	1.52 - 1.63	
Fiber Areal Weight	(g/m ²)	147	132 - 165	
Fiber Volume	(%)	60	51 - 66	
Ply Thickness	(in)	0.0051 - 0.0059	0.0050 - 0.0062	

LAMINATE PROPERTY SUMMARY

Classes of data in Strength/Modulus/Poisson's Ratio/Strain-to-Failure order: A = A75, a = A55, B = B30, b = B18, M = Mean, I = Interim, S = Screening, - = no data (See Table 1.4.2(c))

* DATA WERE SUBMITTED BEFORE THE ESTABLISHMENT OF DATA DOCUMENTATION REQUIREMENTS (JUNE 1989). ALL DOCUMENTATION PRESENTLY REQUIRED WAS NOT SUPPLIED FOR THIS MATERIAL.

Temperature (°F)	72 ambient		-67 ambient		350 ambient	
Moisture Content (%)	(1)		(1)		(1)	
Equilibrium at T, RH						
Source Code						
	Normalized	Measured	Normalized	Measured	Normalized	Measured
F_1^{tu}	252	291	270	311	266	308
Mean	252	291	270	311	266	308
Minimum	223	255	249	285	241	276
Maximum	275	322	288	332	283	325
C.V.(%)	7.63	8.48	6.12	6.48	6.87	7.54
B-value	(2)	(2)	(2)	(2)	(2)	(2)
Distribution	Normal	Normal	Normal	Normal	Normal	Nonpara.
C_1	252	291	270	312	266	5
C_2	19.2	24.7	16.5	20.2	18.3	3.06
No. Specimens	6		6		6	
No. Batches	1		1		1	
Data Class	Screening		Screening		Screening	
E_1^t	15.9	18.3	16.4	18.9	16.4	19.0
Mean	15.9	18.3	16.4	18.9	16.4	19.0
Minimum	15.3	17.7	15.9	18.5	15.8	18.2
Maximum	16.4	18.9	16.8	19.4	16.7	19.5
C.V.(%)	3.04	2.51	2.23	1.91	2.07	2.85
No. Specimens	6		6		6	
No. Batches	1		1		1	
Data Class	Screening		Screening		Screening	
ν_{12}^t		0.300		0.295		0.302
Mean		0.300		0.295		0.302
No. Specimens	6		6		6	
No. Batches	1		1		1	
Data Class	Screening		Screening		Screening	
ϵ_1^{tu}		17100		15800		15900
Mean		17100		15800		15900
Minimum		14900		14100		14800
Maximum		20000		18000		17100
C.V.(%)		13.3		9.6		4.98
B-value		(2)		(2)		(2)
Distribution		Normal		Normal		Normal
C_1		17100		15800		15900
C_2		2270		1520		789
No. Specimens	6		6		6	
No. Batches	1		1		1	
Data Class	Screening		Screening		Screening	

Table 4.4.4(a)
C/BMI 147-UT
AS4/5250-3
Tension, 1-axis
[0]_s
72/A, -67/A, 350/A
Screening

(1) Reference 4.4.4.

(2) Basis values are presented only for A and B data classes.

* DATA WERE SUBMITTED BEFORE THE ESTABLISHMENT OF DATA DOCUMENTATION REQUIREMENTS (JUNE 1989). ALL DOCUMENTATION PRESENTLY REQUIRED WAS NOT SUPPLIED FOR THIS MATERIAL.

MATERIAL:		AS4/5250-3 unidirectional tape				Table 4.4.4(b) C/BMI 147-UT AS4/5250-3 Tension, 1-axis [0]₈ 450/A, 74/W, 350/W Screening	
RESIN CONTENT:	26-28 wt%	COMP: DENSITY:	1.61-1.63 g/cm ³				
FIBER VOLUME:	63-67 %	VOID CONTENT:	0.0-0.9%				
PLY THICKNESS:	0.0050-0.0053 in.						
TEST METHOD:	ASTM D 3039-76					MODULUS CALCULATION:	
NORMALIZED BY:	Specimen thickness and batch fiber volume to 60% (0.0055 in. CPT)						
Temperature (°F)	450		74		350		
Moisture Content (%)	ambient		0.70		0.73		
Equilibrium at T, RH			160°F, 95%		(1)		
Source Code	(2)		(2)		(2)		
	Normalized	Measured	Normalized	Measured	Normalized	Measured	
F_1^{tu} (ksi)	Mean	253	292	268	312	249	287
	Minimum	208	237	235	268	232	264
	Maximum	269	314	293	347	261	305
	C.V.(%)	8.87	9.64	7.74	8.99	4.50	5.42
	B-value	(3)	(3)	(3)	(3)	(3)	(3)
	Distribution	Nonpara.	Normal	Normal	Normal	Normal	Normal
	C ₁	5	292	268	312	249	288
	C ₂	3.06	28.1	20.7	28.1	11.2	15.6
	No. Specimens	6		6		5	
	No. Batches	1		1		1	
Data Class	Screening		Screening		Screening		
E_1^t (Msi)	Mean	16.5	19.0	16.6	19.3	15.9	18.4
	Minimum	15.7	18.1	16.2	18.9	15.4	17.8
	Maximum	16.9	19.7	17.3	19.9	16.4	19.1
	C.V.(%)	3.43	3.56	2.36	1.82	2.41	2.71
	No. Specimens	6		6		5	
No. Batches	1		1		1		
Data Class	Screening		Screening		Screening		
ν_{12}^t	Mean	0.295		0.335		0.368	
	No. Specimens	6		6		5	
	No. Batches	1		1		1	
Data Class	Screening		Screening		Screening		
ϵ_1^{tu} ($\mu\epsilon$)	Mean	13900		15200		14900	
	Minimum	11700		13500		13200	
	Maximum	15000		16600		15500	
	C.V.(%)	8.14		7.14		6.46	
	B-value	(3)		(3)		(3)	
	Distribution	Normal		Normal		Normal	
	C ₁	13900		15200		14900	
	C ₂	1130		1080		961	
	No. Specimens	6		6		6	
	No. Batches	1		1		1	
Data Class	Screening		Screening		Screening		

(1) Conditioned at 160°F, 95% relative humidity for 29 days (75% saturation).

(2) Reference 4.4.4.

(3) Basis values are presented only for A and B data classes.

* DATA WERE SUBMITTED BEFORE THE ESTABLISHMENT OF DATA DOCUMENTATION REQUIREMENTS (JUNE 1989). ALL DOCUMENTATION PRESENTLY REQUIRED WAS NOT SUPPLIED FOR THIS MATERIAL.

MATERIAL:		AS4/5250-3 unidirectional tape				Table 4.4.4(c) C/BMI 147-UT AS4/5250-3 Tension, 1-axis [0]_s 350/W Screening	
RESIN CONTENT:	26-28 wt%	COMP: DENSITY:	1.61 g/cm ³				
FIBER VOLUME:	63-66 %	VOID CONTENT:	0.1-0.9%				
PLY THICKNESS:	0.0050-0.0053 in.						
TEST METHOD:	ASTM D 3039-76		MODULUS CALCULATION:				
NORMALIZED BY:	Specimen thickness and batch fiber volume to 60% (0.0055 in. CPT)						
Temperature (°F)	350						
Moisture Content (%)	1.0						
Equilibrium at T, RH	160°F, 95%						
Source Code	(1)						
		Normalized	Measured	Normalized	Measured	Normalized	Measured
F_1^{tu} (ksi)	Mean	235	270				
	Minimum	176	202				
	Maximum	259	296				
	C.V.(%)	12.8	13.0				
	B-value Distribution	(2) Normal	(2) Normal				
C_1		235	270				
	C_2	29.9	35.1				
No. Specimens	6						
No. Batches	1						
Data Class	Screening						
E_1^t (Msi)	Mean	16.7	19.2				
	Minimum	15.5	17.7				
	Maximum	18.4	21.2				
	C.V.(%)	6.43	6.26				
No. Specimens	6						
No. Batches	1						
Data Class	Screening						
ν_{12}^t	Mean	0.363					
	No. Specimens	4					
	No. Batches	1					
Data Class	Screening						
ϵ_1^{tu} ($\mu\epsilon$)	Mean	14400					
	Minimum	9950					
	Maximum	16200					
	C.V.(%)	16.0					
	B-value Distribution	(2) Normal					
C_1		14400					
	C_2	2300					
No. Specimens	6						
No. Batches	1						
Data Class	Screening						

(1) Reference 4.4.4.

(2) Basis values are presented only for A and B data classes.

* DATA WERE SUBMITTED BEFORE THE ESTABLISHMENT OF DATA DOCUMENTATION REQUIREMENTS (JUNE 1989). ALL DOCUMENTATION PRESENTLY REQUIRED WAS NOT SUPPLIED FOR THIS MATERIAL.

MATERIAL:		AS4/5250-3 unidirectional tape				Table 4.4.4(d) C/BMI 147-UT AS4/5250-3 Tension, 2-axis [90]₈ 72/A, -67/A, 350/A, 450/A Screening	
RESIN CONTENT:	27-40 wt%	COMP: DENSITY:	1.52-1.61 g/cm ³				
FIBER VOLUME:	51-65 %	VOID CONTENT:	0.1-0.8%				
PLY THICKNESS:	0.0051-0.0059 in.						
TEST METHOD:	ASTM D 3039-76		MODULUS CALCULATION:				
NORMALIZED BY:	Not normalized						
Temperature (°F)	72	-67	350	450			
Moisture Content (%)	ambient	ambient	ambient	ambient			
Equilibrium at T, RH							
Source Code	(2)	(2)	(2)	(2)			
F_2^{tu} (ksi)	Mean	4.61	4.98	4.63	4.54		
	Minimum	3.52	4.68	3.43	4.13		
	Maximum	5.65	5.94	5.33	5.19		
	C.V.(%)	18.4	9.69	13.7	9.20		
	B-value	(1)	(1)	(1)	(1)		
	Distribution	Normal	Nonpara.	Normal	Normal		
	C ₁	4.61	5	4.63	4.54		
	C ₂	0.847	3.06	0.637	0.417		
	No. Specimens	6	6	6	6		
	No. Batches	1	1	1	1		
Data Class	Screening	Screening	Screening	Screening			
E_2^t (Msi)	Mean	1.24	1.40	1.04	1.08		
	Minimum	1.17	1.26	0.940	0.930		
	Maximum	1.35	1.47	1.16	1.26		
	C.V.(%)	5.90	5.50	8.50	10.3		
	No. Specimens	6	6	5	6		
No. Batches	1	1	1	1			
Data Class	Screening	Screening	Screening	Screening			
ν_{21}^t	Mean						
	No. Specimens						
	No. Batches						
Data Class							
ϵ_2^{tu} (µε)	Mean	3540	3580	4680	4330		
	Minimum	2000	3180	3300	3600		
	Maximum	4900	4740	6000	5600		
	C.V.(%)	26.9	16.5	19.0	18.0		
	B-value	(1)	(1)	(1)	(1)		
	Distribution	Normal	Lognormal	Normal	Normal		
	C ₁	3540	8.17	4680	4330		
	C ₂	955	0.149	889	782		
	No. Specimens	6	6	6	6		
	No. Batches	1	1	1	1		
Data Class	Screening	Screening	Screening	Screening			

(1) Basis values are presented only for A and B data classes.

(2) Reference 4.4.4.

* DATA WERE SUBMITTED BEFORE THE ESTABLISHMENT OF DATA DOCUMENTATION REQUIREMENTS (JUNE 1989). ALL DOCUMENTATION PRESENTLY REQUIRED WAS NOT SUPPLIED FOR THIS MATERIAL.

Temperature (°F)		72 ambient		-67 ambient		350 ambient	
Moisture Content (%)		(1)		(1)		(1)	
Equilibrium at T, RH							
Source Code							
		Normalized	Measured	Normalized	Measured	Normalized	Measured
	Mean	175	158	198	179	174	148
	Minimum	122	110	176	160	141	127
	Maximum	203	184	222	201	235	185
	C.V.(%)	15.9	15.9	8.0	8.0	23.6	15.9
	B-value	(2)	(2)	(2)	(2)	(2)	(2)
F_1^{cu} (ksi)	Distribution	Normal	Normal	Normal	Normal	Normal	Normal
	C ₁	175	158	198	179	174	149
	C ₂	27.7	25.1	15.8	14.3	41.1	23.6
No. Specimens	6		6		6		
No. Batches	1		1		1		
Data Class	Screening		Screening		Screening		
E_1^c (Msi)	Mean	17.0	15.4	15.5	14.0	17.4	14.9
	Minimum	14.1	12.8	13.9	12.6	15.2	13.8
	Maximum	22.7	20.5	18.5	16.7	21.9	17.2
	C.V.(%)	20.1	20.0	10.7	10.6	14.7	8.55
	B-value	(2)	(2)	(2)	(2)	(2)	(2)
No. Specimens	6		6		6		
No. Batches	1		1		1		
Data Class	Screening		Screening		Screening		
ν_{12}^c	Mean						
	No. Specimens						
	No. Batches						
Data Class							
ϵ_1^{cu} ($\mu\epsilon$)	Mean		12100		19800		15300
	Minimum		8000		8360		10200
	Maximum		22700		26700		18400
	C.V.(%)		46.2		43.9		18.1
	B-value		(2)		(2)		(2)
Distribution		Normal		Normal		Normal	
C ₁		12100		19800		15300	
C ₂		5570		8710		2770	
No. Specimens	6		6		6		
No. Batches	1		1		1		
Data Class	Screening		Screening		Screening		

Table 4.4.4(e)
C/BMI 147-UT
AS4/5250-3
Compression, 1-axis
[0]_s
72/A, -67/A, 350/A
Screening

(1) Reference 4.4.4.

(2) Basis values are presented only for A and B data classes.

* DATA WERE SUBMITTED BEFORE THE ESTABLISHMENT OF DATA DOCUMENTATION REQUIREMENTS (JUNE 1989). ALL DOCUMENTATION PRESENTLY REQUIRED WAS NOT SUPPLIED FOR THIS MATERIAL.

MATERIAL:		AS4/5250-3 unidirectional tape				Table 4.4.4(f) C/BMI 147-UT AS4/5250-3 Compression, 1-axis [0]_s 450/A, 74/W, 350/W Screening	
RESIN CONTENT:	36-38 wt%	COMP: DENSITY:	1.55 g/cm ³				
FIBER VOLUME:	53-56 %	VOID CONTENT:	0.1-0.9%				
PLY THICKNESS:	0.0057-0.0062 in.						
TEST METHOD:	ASTM D 3410A-87		MODULUS CALCULATION:				
NORMALIZED BY:	Specimen thickness and batch fiber volume to 60% (0.0055 in. CPT)						
Temperature (°F)	450		74		350		
Moisture Content (%)	ambient		0.82		0.79		
Equilibrium at T, RH			160°F, 95%		(1)		
Source Code	(2)		(2)		(2)		
	Normalized	Measured	Normalized	Measured	Normalized	Measured	
F_1^{cu} (ksi)	Mean	153	131	194	176	153	139
	Minimum	119	108	175	159	113	102
	Maximum	207	163	216	195	173	157
	C.V.(%)	21.2	15.1	8.6	8.63	15.5	15.5
	B-value	(3)	(3)	(3)	(3)	(3)	(3)
	Distribution	Normal	Normal	Normal	Normal	Normal	Normal
	C ₁	153	131	194	176	153	139
	C ₂	32.4	19.7	16.7	15.2	23.8	21.5
	No. Specimens	6		6		5	
	No. Batches	1		1		1	
	Data Class	Screening		Screening		Screening	
E_1^c (Msi)	Mean	18.2	15.6	18.5	16.8	16.1	14.6
	Minimum	14.0	12.6	16.4	14.9	14.3	12.9
	Maximum	21.7	17.1	21.5	19.5	18.2	16.5
	C.V.(%)	16.0	10.4	9.42	9.39	9.78	9.75
	No. Specimens	6		6		5	
	No. Batches	1		1		1	
	Data Class	Screening		Screening		Screening	
ν_{12}^c	Mean						
	No. Specimens						
	No. Batches						
	Data Class						
ϵ_1^{cu} ($\mu\epsilon$)	Mean	8480		15900		12600	
	Minimum	2900		10600		6400	
	Maximum	14600		22900		16000	
	C.V.(%)	44.7		32.5		30.2	
	B-value	(3)		(3)		(3)	
	Distribution	Normal		Normal		Normal	
	C ₁	8480		15900		12600	
	C ₂	3790		5170		3810	
	No. Specimens	6		6		5	
	No. Batches	1		1		1	
	Data Class	Screening		Screening		Screening	

(1) Conditioned at 160°F, 95% relative humidity for 7 days (75% saturation).

(2) Reference 4.4.4.

(3) Basis values are presented only for A and B data classes.

* DATA WERE SUBMITTED BEFORE THE ESTABLISHMENT OF DATA DOCUMENTATION REQUIREMENTS (JUNE 1989). ALL DOCUMENTATION PRESENTLY REQUIRED WAS NOT SUPPLIED FOR THIS MATERIAL.

MATERIAL:		AS4/5250-3 unidirectional tape				Table 4.4.4(g) C/BMI 147-UT AS4/5250-3 Compression, 1-axis [0]_s 350/W Screening	
RESIN CONTENT:	36 wt%	COMP: DENSITY:	1.55 g/cm ³				
FIBER VOLUME:	56 %	VOID CONTENT:	0.0%				
PLY THICKNESS:	0.0050-0.0053 in.						
TEST METHOD:	ASTM D 3410A-87					MODULUS CALCULATION:	
NORMALIZED BY:	Specimen thickness and batch fiber volume to 60% (0.0055 in. CPT)						
Temperature (°F)	350						
Moisture Content (%)	1.0						
Equilibrium at T, RH	160°F, 95%						
Source Code	(1)						
	Normalized	Measured	Normalized	Measured	Normalized	Measured	
F_1^{cu} (ksi)	Mean	127	115				
	Minimum	108	97.9				
	Maximum	152	138				
	C.V.(%)	11.4	11.4				
	B-value Distribution	(2) Normal	(2) Normal				
C_1		127	115				
	C_2	14.4	13.0				
No. Specimens	6						
No. Batches	1						
Data Class	Screening						
E_1^c (Msi)	Mean	18.1	16.4				
	Minimum	16.6	15.0				
	Maximum	20.7	18.7				
	C.V.(%)	7.93	7.89				
	No. Specimens	6					
No. Batches	1						
Data Class	Screening						
ν_{12}^c	Mean						
	No. Specimens						
	No. Batches						
	Data Class						
ϵ_1^{cu} ($\mu\epsilon$)	Mean	8120					
	Minimum	6600					
	Maximum	9180					
	C.V.(%)	11.5					
	B-value Distribution	(2) Normal					
C_1		8120					
	C_2	934					
No. Specimens	6						
No. Batches	1						
Data Class	Screening						

(1) Reference 4.4.4.

(2) Basis values are presented only for A and B data classes.

* DATA WERE SUBMITTED BEFORE THE ESTABLISHMENT OF DATA DOCUMENTATION REQUIREMENTS (JUNE 1989). ALL DOCUMENTATION PRESENTLY REQUIRED WAS NOT SUPPLIED FOR THIS MATERIAL.

MATERIAL:		AS4/5250-3 unidirectional tape				Table 4.4.4(h) C/BMI 147-UT AS4/5250-3 Shear, 12-plane [±45]_{4s} 72/A, -67/A, 350/A, 450/A Screening
RESIN CONTENT:	28-32 wt%	COMP: DENSITY:	1.58-1.61 g/cm ³			
FIBER VOLUME:	59-63 %	VOID CONTENT:	0.0-1.2%			
PLY THICKNESS:	0.0055-0.0058 in.					
TEST METHOD:	ASTM D 3518-76		MODULUS CALCULATION:			
NORMALIZED BY:	Not normalized					
Temperature (°F)	72	-67	350	450		
Moisture Content (%)	ambient	ambient	ambient	ambient		
Equilibrium at T, RH						
Source Code	(1)	(1)	(1)	(1)		
F_{12}^{su} (ksi)	Mean	9.61	10.1	10.4	9.01	
	Minimum	8.49	9.67	9.55	8.44	
	Maximum	10.4	10.5	11.0	9.47	
	C.V.(%)	6.95	3.50	5.31	4.87	
	B-value	(2)	(2)	(2)	(2)	
	Distribution	Normal	Normal	Normal	Normal	
	C ₁	9.61	10.1	10.4	9.01	
	C ₂	0.668	0.352	0.553	0.439	
	No. Specimens	6	6	6	6	
	No. Batches	1	1	1	1	
Data Class	Screening	Screening	Screening	Screening		
G_{12}^s (Msi)	Mean	0.77	0.84	0.66	0.62	
	Minimum	0.71	0.78	0.62	0.50	
	Maximum	0.83	0.86	0.72	0.69	
	C.V.(%)	5.6	3.6	5.3	12	
	No. Specimens	6	6	6	6	
	No. Batches	1	1	1	1	
	Data Class	Screening	Screening	Screening	Screening	
	Mean					
	Minimum					
	Maximum					
C.V.(%)						
γ_{12}^{su} (με)	B-value					
	Distribution					
	C ₁					
	C ₂					
	No. Specimens					
	No. Batches					
Data Class						

(1) Reference 4.4.4.

(2) Basis values are presented only for A and B data classes.

* DATA WERE SUBMITTED BEFORE THE ESTABLISHMENT OF DATA DOCUMENTATION REQUIREMENTS (JUNE 1989). ALL DOCUMENTATION PRESENTLY REQUIRED WAS NOT SUPPLIED FOR THIS MATERIAL.

MATERIAL:		AS4/5250-3 unidirectional tape			Table 4.4.4(i) C/BMI 147-UT AS4/5250-3 Shear, 12-plane [±45]_{4s} 74/W, 350/W, 350/W Screening
RESIN CONTENT:	28-32 wt%	COMP: DENSITY:	1.58-1.61 g/cm ³		
FIBER VOLUME:	59-63 %	VOID CONTENT:	0.0-1.2%		
PLY THICKNESS:	0.0055-0.0058 in.				
TEST METHOD:	ASTM D 3518-76				MODULUS CALCULATION:
NORMALIZED BY:	Not normalized				
Temperature (°F)	74	350	350		
Moisture Content (%)	0.55	0.55	1.1		
Equilibrium at T, RH	160°F, 95%	(1)	160°F, 95%		
Source Code	(2)	(2)	(2)		
F_{12}^{su} (ksi)	Mean	12.5	8.70	9.81	
	Minimum	11.3	8.24	8.13	
	Maximum	13.2	8.95	10.6	
	C.V.(%)	5.26	3.42	9.27	
	B-value	(3)	(3)	(3)	
	Distribution	Normal	Normal	Normal	
	C ₁	12.5	8.70	9.81	
	C ₂	0.656	0.298	0.909	
	No. Specimens	6	5	6	
	No. Batches	1	1	1	
Data Class	Screening	Screening	Screening		
G_{12}^s (Msi)	Mean	0.79	0.46	0.49	
	Minimum	0.77	0.43	0.40	
	Maximum	0.81	0.48	0.56	
	C.V.(%)	1.9	4.0	14	
	No. Specimens	6	6	4	
	No. Batches	1	1	1	
	Data Class	Screening	Screening	Screening	
γ_{12}^{su} (με)	Mean				
	Minimum				
	Maximum				
	C.V.(%)				
	B-value				
	Distribution				
	C ₁				
	C ₂				
	No. Specimens				
	No. Batches				
Data Class					

(1) Conditioned at 160°F, 95% relative humidity for 3 days (75% saturation).

(2) Reference 4.4.4.

(3) Basis values are presented only for A and B data classes.

4.4.5 IM7 6k/5250-4 RTM 4-harness satin weave fabric

These data are presented in the MIL-HDBK-17-2F Annex A.

4.4.6 T650-35 3k/5250-4 8-harness satin weave fabric

These data are presented in the MIL-HDBK-17-2F Annex A.

4.4.7 T650-35 3k/5250-4 plain weave fabric

These data are presented in the MIL-HDBK-17-2F Annex A.

4.5 CARBON - POLYIMIDE COMPOSITES

4.5.1 Celion 3000/F670 8-harness satin weave fabricMaterial Description:

Material: Celion 3000/F670

Form: 8 harness satin fabric, areal weight of 384 g/m², typical cured resin content of 30-34%, typical cured ply thickness of 0.0132-0.0144 inches.

Processing: Autoclave cure; 440°F for 2 hours; 600°F for 3 hours, 200 psi; postcure to achieve high temperature service.

General Supplier Information:

Fiber: Celion 3000 fibers are continuous carbon filaments made from PAN precursor. Filament count is 3000 filaments/tow. Typical tensile modulus is 34 x 10⁶ psi. Typical tensile strength is 515,000 psi.

Matrix: F670 is a polyimide resin (PMR 15) with good high temperature performance.

Maximum Short Term Service Temperature: 575°F (dry)

Typical applications: Commercial and military aircraft applications where high temperature resistance is a requirement.

4.5.1 Celion 3000/F670 8-harness satin weave fabric*

MATERIAL:	Celion 3000/F670 8-harness satin weave fabric			C/PI 384-8HS Celion 3000/F670 Summary
FORM:	Hexcel F3L584/F670 8-harness satin weave fabric prepreg			
FIBER:	Celanese Celion 3000	MATRIX:	Hexcel F670 (PMR-15)	
T _g (dry):	635°F	T _g (wet):	T _g METHOD:	
PROCESSING:	Autoclave cure: 440°F, 2 hours; 600°F, 3 Hours, 200 psig; Postcure			

* DATA WERE SUBMITTED BEFORE THE ESTABLISHMENT OF DATA DOCUMENTATION REQUIREMENTS (JUNE 1989). ALL DOCUMENTATION PRESENTLY REQUIRED WERE NOT SUPPLIED FOR THIS MATERIAL.

Date of fiber manufacture	Date of testing	8/87
Date of resin manufacture	Date of data submittal	4/89
Date of prepreg manufacture	2/87-5/87	Date of analysis
Date of composite manufacture		1/93

LAMINA PROPERTY SUMMARY

	75°F/A		550°F/A					
Tension, 1-axis	SS--		SS--					
Tension, 2-axis	SS--		SS--					
Tension, 3-axis								
Compression, 1-axis	SS--		SS--					
Compression, 2-axis	SS--		SS--					
Compression, 3-axis								
Shear, 12-plane								
Shear, 23-plane								
Shear, 31-plane								
SB Strength, 23-plane	S---							
SB Strength, 31-plane	S---							

Classes of data in Strength/Modulus/Poisson's Ratio/Strain-to-Failure order: A = A75, a = A55, B = B30, b = B18, M = Mean, I = Interim, S = Screening, - = no data (See Table 1.4.2(c))

* DATA WERE SUBMITTED BEFORE THE ESTABLISHMENT OF DATA DOCUMENTATION REQUIREMENTS (JUNE 1989). ALL DOCUMENTATION PRESENTLY REQUIRED WERE NOT SUPPLIED FOR THIS MATERIAL.

		Nominal	As Submitted	Test Method
Fiber Density	(g/cm ³)	1.8		
Resin Density	(g/cm ³)	1.32		
Composite Density	(g/cm ³)	1.59	1.59 - 1.63	
Fiber Areal Weight	(g/m ²)	384		
Fiber Volume	(%)	56	57 - 64	
Ply Thickness	(in)		0.0132 - 0.0144	

LAMINATE PROPERTY SUMMARY

Classes of data in Strength/Modulus/Poisson's Ratio/Strain-to-Failure order: A = A75, a = A55, B = B30, b = B18, M = Mean, I = Interim, S = Screening, - = no data (See Table 1.4.2(c))

* DATA WERE SUBMITTED BEFORE THE ESTABLISHMENT OF DATA DOCUMENTATION REQUIREMENTS (JUNE 1989). ALL DOCUMENTATION PRESENTLY REQUIRED WAS NOT SUPPLIED FOR THIS MATERIAL.

MATERIAL: Celion 3000/F670 8-harness satin weave fabric		Table 4.5.1(a) C/PI 384-8HS Celion 3000/F670 Tension, 1-axis [0]_f⁸ 75/A, 550/A Screening				
RESIN CONTENT: 30-34 wt%	COMP: DENSITY: 1.59-1.63 g/cm ³					
FIBER VOLUME: 57-64 %	VOID CONTENT: 0.0-0.62%					
PLY THICKNESS: 0.0132-0.0144 in.						
TEST METHOD: ASTM D 3039-76	MODULUS CALCULATION:					
NORMALIZED BY: Fiber volume to 57% (0.0147 in. CPT)						
Temperature (°F)	75 ambient		550 ambient			
Moisture Content (%)	22		22			
Equilibrium at T, RH						
Source Code						
	Normalized	Measured	Normalized	Measured	Normalized	Measured
F ₁ ^{tu} (ksi)	Mean	132	136	116	120	
	Minimum	127	131	95.4	98.7	
	Maximum	140	144	129	134	
	C.V.(%)	2.75	2.76	7.94	7.95	
	B-value Distribution	(1) Normal	(1) Normal	(1) Normal	(1) Normal	
C ₁		132	136	116	120	
	C ₂	3.63	3.76	9.18	9.52	
No. Specimens	9		9			
No. Batches	3		3			
Data Class	Screening		Screening			
E ₁ ^t (Msi)	Mean	9.03	9.35	8.67	8.98	
	Minimum	8.66	8.96	8.50	8.80	
	Maximum	9.35	9.68	9.07	9.39	
	C.V.(%)	3.22	3.23	2.54	2.55	
	No. Specimens	9		9		
No. Batches	3		3			
Data Class	Screening		Screening			
ν ₁₂ ^t	Mean					
	No. Specimens					
	No. Batches					
Data Class						
ε ₁ ^{tu} (με)	Mean					
	Minimum					
	Maximum					
	C.V.(%)					
	B-value Distribution					
C ₁						
	C ₂					
No. Specimens						
No. Batches						
Data Class						

(1) Basis values are presented only for A and B data classes.

* DATA WERE SUBMITTED BEFORE THE ESTABLISHMENT OF DATA DOCUMENTATION REQUIREMENTS (JUNE 1989). ALL DOCUMENTATION PRESENTLY REQUIRED WAS NOT SUPPLIED FOR THIS MATERIAL.

MATERIAL: Celion 3000/F670 8-harness satin weave fabric		Table 4.5.1(b) C/PI 384-8HS Celion 3000/F670 Tension, 2-axis [90_r]_s 75/A, 550/A Screening				
RESIN CONTENT: 30-34 wt%	COMP: DENSITY: 1.59-1.63 g/cm ³					
FIBER VOLUME: 57-64 %	VOID CONTENT: 0.0-0.62%					
PLY THICKNESS: 0.0132-0.0144 in.						
TEST METHOD: ASTM D 3039-76	MODULUS CALCULATION:					
NORMALIZED BY: Fiber volume to 57% (0.0147 in. CPT)						
Temperature (°F)	75 ambient		550 ambient			
Moisture Content (%)	22		22			
Equilibrium at T, RH						
Source Code						
	Normalized	Measured	Normalized	Measured	Normalized	Measured
F ₂ ^{tu} (ksi)	Mean	107	111	90.4	93.5	
	Minimum	85.6	88.6	61.9	64.1	
	Maximum	129	133	123	127	
	C.V.(%)	15.7	15.7	23.8	23.8	
	B-value Distribution	(1) ANOVA	(1) ANOVA	(1) ANOVA	(1) ANOVA	
C ₁		19.3	20.0	24.7	25.5	
	C ₂	6.09	6.09	6.02	6.02	
No. Specimens	9		9			
No. Batches	3		3			
Data Class	Screening		Screening			
E ₂ ^t (Msi)	Mean	8.43	8.73	8.23	8.52	
	Minimum	7.43	7.69	7.58	7.85	
	Maximum	9.33	9.66	8.84	9.15	
	C.V.(%)	7.45	7.46	5.49	5.48	
	No. Specimens	9		9		
No. Batches	3		3			
Data Class	Screening		Screening			
ν ₂₁ ^t	Mean					
	No. Specimens					
	No. Batches					
Data Class						
ε ₂ ^{tu} (με)	Mean					
	Minimum					
	Maximum					
	C.V.(%)					
	B-value Distribution					
C ₁						
	C ₂					
No. Specimens						
No. Batches						
Data Class						

(1) Basis values are presented only for A and B data classes.

* DATA WERE SUBMITTED BEFORE THE ESTABLISHMENT OF DATA DOCUMENTATION REQUIREMENTS (JUNE 1989). ALL DOCUMENTATION PRESENTLY REQUIRED WAS NOT SUPPLIED FOR THIS MATERIAL.

MATERIAL:		Celion 3000/F670 8-harness satin weave fabric				Table 4.5.1(c) C/PI 384-8HS Celion 3000/F670 Compression, 1-axis [0]_f⁸ 75/A, 550/A Screening	
RESIN CONTENT:	30-34 wt%	COMP: DENSITY:	1.59-1.63 g/cm ³				
FIBER VOLUME:	57-64 %	VOID CONTENT:	0.0-0.62%				
PLY THICKNESS:	0.0132-0.0144 in.						
TEST METHOD:	MODULUS CALCULATION:						
SACMA SRM 1-88							
NORMALIZED BY:		Fiber volume to 57% (0.0147 in. CPT)					
Temperature (°F)	75 ambient		550 ambient				
Moisture Content (%)	22		22				
Equilibrium at T, RH							
Source Code							
		Normalized	Measured	Normalized	Measured	Normalized	Measured
F_1^{cu} (ksi)	Mean	99.4	103	66.0	68.3		
	Minimum	87.9	91.3	59.0	61.1		
	Maximum	118	122	71.7	74.2		
	C.V.(%)	9.33	9.33	6.60	6.59		
	B-value	(1)	(1)	(1)	(1)		
	Distribution	ANOVA	ANOVA	Normal	Normal		
	C ₁	10.2	10.6	66.0	68.3		
C ₂	5.28	5.28	4.36	4.51			
No. Specimens	9		9				
No. Batches	3		3				
Data Class	Screening		Screening				
E_1^c (Msi)	Mean	8.61	8.92	8.09	8.38		
	Minimum	8.40	8.69	7.26	7.51		
	Maximum	9.09	9.41	8.78	9.09		
	C.V.(%)	2.54	2.54	5.19	5.21		
	No. Specimens	9		9			
No. Batches	3		3				
Data Class	Screening		Screening				
ν_{12}^c	Mean						
	No. Specimens						
	No. Batches						
	Data Class						
ϵ_1^{cu} ($\mu\epsilon$)	Mean						
	Minimum						
	Maximum						
	C.V.(%)						
	B-value						
	Distribution						
	C ₁						
C ₂							
No. Specimens							
No. Batches							
Data Class							

(1) Basis values are presented only for A and B data classes.

* DATA WERE SUBMITTED BEFORE THE ESTABLISHMENT OF DATA DOCUMENTATION REQUIREMENTS (JUNE 1989). ALL DOCUMENTATION PRESENTLY REQUIRED WAS NOT SUPPLIED FOR THIS MATERIAL.

MATERIAL: Celion 3000/F670 8-harness satin weave fabric		<table border="1"> <tr> <td colspan="2">Table 4.5.1(d)</td> </tr> <tr> <td colspan="2">C/PI 384-8HS</td> </tr> <tr> <td colspan="2">Celion 3000/F670</td> </tr> <tr> <td colspan="2">Compression, 2-axis</td> </tr> <tr> <td colspan="2">[90]_i₈</td> </tr> <tr> <td colspan="2">75/A, 550/A</td> </tr> <tr> <td colspan="2">Screening</td> </tr> </table>				Table 4.5.1(d)		C/PI 384-8HS		Celion 3000/F670		Compression, 2-axis		[90]_i₈		75/A, 550/A		Screening	
Table 4.5.1(d)																			
C/PI 384-8HS																			
Celion 3000/F670																			
Compression, 2-axis																			
[90]_i₈																			
75/A, 550/A																			
Screening																			
RESIN CONTENT: 30-34 wt%	COMP: DENSITY: 1.59-1.63 g/cm ³																		
FIBER VOLUME: 57-64 %	VOID CONTENT: 0.0-0.62%																		
PLY THICKNESS: 0.0132-0.0144 in.																			
TEST METHOD: SACMA SRM 1-88	MODULUS CALCULATION:																		
NORMALIZED BY: Fiber volume to 57% (0.0147 in. CPT)																			
Temperature (°F)	75 ambient	550 ambient																	
Moisture Content (%)																			
Equilibrium at T, RH																			
Source Code	22	22																	
	Normalized	Measured	Normalized	Measured	Normalized	Measured													
F ₂ ^{cu} (ksi)	Mean	78.9	81.7	54.2	56.1														
	Minimum	76.1	78.8	52.4	54.2														
	Maximum	80.7	83.5	56.6	58.6														
	C.V.(%)	3.10	3.10	4.02	4.03														
	B-value Distribution	(1)																	
No. Specimens No. Batches Data Class		3 1 Screening		3 1 Screening															
	Mean	8.08	8.37	7.67	7.94														
	Minimum	8.03	8.31	7.59	7.86														
E ₂ ^c (Msi)	Maximum	8.14	8.43	7.77	8.04														
	C.V.(%)	0.681	0.720	1.19	1.15														
	No. Specimens No. Batches Data Class	3 1 Screening		3 1 Screening															
v ₁₂ ^c	Mean																		
	No. Specimens																		
	No. Batches																		
ε ₂ ^{cu} (μϵ)	Data Class																		
	Mean																		
	Minimum																		
	Maximum																		
	C.V.(%)																		
B-value Distribution																			
	C ₁																		
	C ₂																		
No. Specimens No. Batches Data Class																			

(1) Insufficient observations to complete the statistical evaluations.

* DATA WERE SUBMITTED BEFORE THE ESTABLISHMENT OF DATA DOCUMENTATION REQUIREMENTS (JUNE 1989). ALL DOCUMENTATION PRESENTLY REQUIRED WAS NOT SUPPLIED FOR THIS MATERIAL.

MATERIAL: Celion 3000/F670 8-harness satin weave fabric		Table 4.5.1(e) C/PI 384-8HS Celion 3000/F670 SBS, 23-plane [0]_i⁸ 75/A Screening			
RESIN CONTENT: 30-34 wt%	COMP: DENSITY: 1.59-1.63 g/cm ³				
FIBER VOLUME: 57-64 %	VOID CONTENT: 0.0-0.62%				
PLY THICKNESS: 0.0132-0.0144 in.					
TEST METHOD: ASTM D 2344-84	MODULUS CALCULATION:				
NORMALIZED BY: Not normalized					
Temperature (°F)	75				
Moisture Content (%)	ambient				
Equilibrium at T, RH					
Source Code	22				
Mean	11.1				
Minimum	10.4				
Maximum	11.7				
C.V.(%)	5.88				
B-value	(1)				
F_{23}^{sbs} Distribution					
(ksi) C ₁					
C ₂					
No. Specimens	3				
No. Batches	1				
Data Class	Screening				

(1) Insufficient observations to complete the statistical evaluations.

* DATA WERE SUBMITTED BEFORE THE ESTABLISHMENT OF DATA DOCUMENTATION REQUIREMENTS (JUNE 1989). ALL DOCUMENTATION PRESENTLY REQUIRED WAS NOT SUPPLIED FOR THIS MATERIAL.

MATERIAL: Celion 3000/F670 8-harness satin weave fabric		Table 4.5.1(f) C/PI 384-8HS Celion 3000/F670 SBS, 31-plane [0_i]₈ 75/A Screening			
RESIN CONTENT: 30-34 wt%	COMP: DENSITY: 1.59-1.63 g/cm ³				
FIBER VOLUME: 57-64 %	VOID CONTENT: 0.0-0.62%				
PLY THICKNESS: 0.0132-0.0144 in.					
TEST METHOD: ASTM D 2344-84	MODULUS CALCULATION:				
NORMALIZED BY: Not normalized					
Temperature (°F)	75				
Moisture Content (%)	ambient				
Equilibrium at T, RH					
Source Code	22				
Mean	10.9				
Minimum	9.70				
Maximum	12.0				
C.V.(%)	6.15				
F ₃₁ ^{sbs} (ksi)	B-value	(1)			
	Distribution	ANOVA			
	C ₁	0.722			
	C ₂	4.78			
No. Specimens	9				
No. Batches	3				
Data Class	Screening				

(1) Short beam strength test data are approved for Screening Data Class only.

4.6 CARBON - PHENOLIC COMPOSITES

4.7 CARBON - SILICONE COMPOSITES

4.8 CARBON - POLYBENZIMIDAZOLE COMPOSITES

4.9 CARBON - PEEK COMPOSITES

4.9.1 IM6 12k/APC-2 unidirectional tape

Material Description:

Material: IM6 12k/APC-2

Form: Unidirectional tape, fiber areal weight of 150 g/m², typical cured resin content of 32%, typical cured ply thickness of 0.0053 inches.

Processing: Autoclave cure; 720°F, 30-45 mins., 60 psi.

General Supplier Information:

Fiber: IM6 fibers are continuous, intermediate modulus carbon filaments made from PAN precursor, surface treated to improve handling characteristics and structural properties. Filament count is 12,000 filaments per tow. Typical tensile modulus is 40 x 10⁶ psi. Typical tensile strength is 635,000 psi.

Matrix: APC-2 is a semi-crystalline thermoplastic (polyetheretherketone, PEEK) resin that has high toughness and damage tolerance. It can be stored indefinitely at ambient conditions.

Maximum Short Term Service Temperature: 250°F (dry), 250°F (wet)

Typical applications: Primary and secondary structural applications on commercial and military aircraft, space components.

Data Analysis Summary:

1. Data are from publicly available report, Reference 4.9.1.

4.9.1 IM6 12k/APC-2 unidirectional tape*

MATERIAL:	IM6 12k/APC-2 unidirectional tape			C/PEEK - UT IM6/APC-2 Summary	
FORM:	Fiberite IM6/APC-2 unidirectional tape prepreg				
FIBER:	Hercules IM6 12k	MATRIX:	Fiberite APC-2		
T _g (dry):	291°F	T _g (wet):	309°F		T _g METHOD: DMA
PROCESSING:	Autoclave cure: 720°F, 30 - 45 minutes, 60 psig				

* DATA WERE SUBMITTED BEFORE THE ESTABLISHMENT OF DATA DOCUMENTATION REQUIREMENTS (JUNE 1989). ALL DOCUMENTATION PRESENTLY REQUIRED WERE NOT SUPPLIED FOR THIS MATERIAL.

Date of fiber manufacture	Date of testing	
Date of resin manufacture	Date of data submittal	12/88
Date of prepreg manufacture	Date of analysis	1/93
Date of composite manufacture		

LAMINA PROPERTY SUMMARY

	74°F/A		-67°F/A	180°F/A	250°F/A	180°F/O	74°F/W	180°F/W
Tension, 1-axis	SSSS		SSSS	SSSS	SSSS	SSSS	SSSS	SSSS
Tension, 2-axis	SS-S		SS-S	SS-S	SS-S			
Tension, 3-axis								
Compression, 1-axis	SS-S		SS-S	SS-S	SS-S	SS-S	SS-S	SS-S
Compression, 2-axis								
Compression, 3-axis								
Shear, 12-plane	SS--		SS--	SS--	SS--	SS--	SS--	SS--
Shear, 23-plane								
Shear, 31-plane								

Classes of data in Strength/Modulus/Poisson's Ratio/Strain-to-Failure order: A = A75, a = A55, B = B30, b = B18, M = Mean, I = Interim, S = Screening, - = no data (See Table 1.4.2(c))

* DATA WERE SUBMITTED BEFORE THE ESTABLISHMENT OF DATA DOCUMENTATION REQUIREMENTS (JUNE 1989). ALL DOCUMENTATION PRESENTLY REQUIRED WERE NOT SUPPLIED FOR THIS MATERIAL.

		Nominal	As Submitted	Test Method
Fiber Density	(g/cm ³)	1.73		ASTM D 792
Resin Density	(g/cm ³)	1.28		
Composite Density	(g/cm ³)	1.55	1.54 - 1.58	
Fiber Areal Weight	(g/m ²)			
Fiber Volume	(%)	60	60 - 62	
Ply Thickness	(in)	0.0054	0.0052 - 0.0058	

LAMINATE PROPERTY SUMMARY

Classes of data in Strength/Modulus/Poisson's Ratio/Strain-to-Failure order: A = A75, a = A55, B = B30, b = B18, M = Mean, I = Interim, S = Screening, - = no data (See Table 1.4.2(c))

* DATA WERE SUBMITTED BEFORE THE ESTABLISHMENT OF DATA DOCUMENTATION REQUIREMENTS (JUNE 1989). ALL DOCUMENTATION PRESENTLY REQUIRED WAS NOT SUPPLIED FOR THIS MATERIAL.

Temperature (°F)		74 ambient		-67 ambient		180 ambient	
Moisture Content (%)		(1)		(1)		(1)	
Equilibrium at T, RH							
Source Code							
		Normalized	Measured	Normalized	Measured	Normalized	Measured
F_1^{tu} (ksi)	Mean	350	370	376	398	327	344
	Minimum	266	282	326	345	234	248
	Maximum	426	455	412	439	402	421
	C.V.(%)	15.9	16.0	8.69	8.93	17.3	16.8
	B-value Distribution	(2) Normal	(2) Normal	(2) Normal	(2) Normal	(2) Normal	(2) Normal
F_1^t (Msi)	C ₁	350	370	376	398	327	344
	C ₂	55.5	59.3	32.7	35.6	56.4	58.0
	No. Specimens	6		6		6	
	No. Batches	1		1		1	
	Data Class	Screening		Screening		Screening	
E_1^t (Msi)	Mean	21.6	22.9	22.0	23.3	23.2	24.4
	Minimum	21.3	22.4	20.9	22.2	22.3	23.6
	Maximum	22.0	23.3	23.2	24.5	23.7	25.0
	C.V.(%)	1.41	1.58	3.35	3.26	2.24	2.17
	No. Specimens	6		6		6	
	No. Batches	1		1		1	
	Data Class	Screening		Screening		Screening	
ν_{12}^t	Mean	0.342		0.357		0.355	
	No. Specimens	6		6		6	
	No. Batches	1		1		1	
	Data Class	Screening		Screening		Screening	
ϵ_1^{tu} ($\mu\epsilon$)	Mean	13600		15900		14100	
	Minimum	8100		13500		10400	
	Maximum	17500		17200		16800	
	C.V.(%)	24.6		9.23		14.9	
	B-value Distribution	(2) Normal		(2) Normal		(2) Normal	
ϵ_1^{tu} ($\mu\epsilon$)	C ₁	13600		15900		14100	
	C ₂	3350		1470		2100	
	No. Specimens	6		6		6	
	No. Batches	1		1		1	
	Data Class	Screening		Screening		Screening	

Table 4.9.1(a)
C/PEEK - UT
IM6/APC-2
Tension, 1-axis
[0]_s
74/A, -67/A, 180/A
Screening

(1) Reference 4.9.1.

(2) Basis values are presented only for A and B data classes.

* DATA WERE SUBMITTED BEFORE THE ESTABLISHMENT OF DATA DOCUMENTATION REQUIREMENTS (JUNE 1989). ALL DOCUMENTATION PRESENTLY REQUIRED WAS NOT SUPPLIED FOR THIS MATERIAL.

MATERIAL: IM6 12k/APC-2 unidirectional tape		Table 4.9.1(b) C/PEEK - UT IM6/APC-2 Tension, 1-axis [0]_s 250/A, 74/0.13%, 180/0.11% Screening					
RESIN CONTENT:	32 wt%						
FIBER VOLUME:	61-62 %	VOID CONTENT:	0.0-0.2%				
PLY THICKNESS:	0.0053-0.0054 in.						
TEST METHOD:	ASTM D 3039-76		MODULUS CALCULATION:				
NORMALIZED BY:	Specimen thickness and batch fiber volume to 60% (0.0055 in. CPT)						
Temperature (°F)	250		180		74		
Moisture Content (%)	ambient		0.11		0.13		
Equilibrium at T, RH			(1)		160°F, 95%		
Source Code	(2)		(2)		(2)		
	Normalized	Measured	Normalized	Measured	Normalized	Measured	
F_1^{tu} (ksi)	Mean	304	322	369	390	352	371
	Minimum	253	269	303	320	271	286
	Maximum	341	363	403	425	415	434
	C.V.(%)	11.4	11.4	12.3	12.2	14.6	14.2
	B-value	(3)	(3)	(3)	(3)	(3)	(3)
	Distribution	Normal	Normal	Normal	Normal	Normal	Normal
	C ₁	304	322	369	390	352	371
	C ₂	34.7	36.6	45.3	47.6	51.4	52.6
	No. Specimens	6		5		6	
	No. Batches	1		1		1	
	Data Class	Screening		Screening		Screening	
E_1^t (Msi)	Mean	21.4	22.7	21.8	23.0	21.2	22.3
	Minimum	20.5	21.9	20.9	22.1	20.4	21.6
	Maximum	22.1	23.4	22.2	23.5	22.0	23.0
	C.V.(%)	2.70	2.42	2.42	2.42	3.15	3.04
	No. Specimens	6		5		6	
	No. Batches	1		1		1	
	Data Class	Screening		Screening		Screening	
ν_{12}^t	Mean	0.338		0.366		0.372	
	No. Specimens	6		5		6	
	No. Batches	1		1		1	
	Data Class	Screening		Screening		Screening	
ϵ_1^{tu} ($\mu\epsilon$)	Mean	14800		16300		18100	
	Minimum	12500		14400		15700	
	Maximum	16400		17200		20800	
	C.V.(%)	11.8		6.70		10.8	
	B-value	(3)		(3)		(3)	
	Distribution	Normal		Normal		Normal	
	C ₁	14800		16300		18100	
	C ₂	1760		1090		1960	
	No. Specimens	6		5		6	
	No. Batches	1		1		1	
	Data Class	Screening		Screening		Screening	

(1) Conditioned at 160°F, 96% relative humidity for 3 days (75% saturation).

(2) Reference 4.9.1.

(3) Basis values are presented only for A and B data classes.

* DATA WERE SUBMITTED BEFORE THE ESTABLISHMENT OF DATA DOCUMENTATION REQUIREMENTS (JUNE 1989). ALL DOCUMENTATION PRESENTLY REQUIRED WAS NOT SUPPLIED FOR THIS MATERIAL.

MATERIAL: IM6 12k/APC-2 unidirectional tape		Table 4.9.1(c) C/PEEK - UT IM6/APC-2 Tension, 1-axis [0]_s 180/0.14% Screening				
RESIN CONTENT: 32 wt%	COMP: DENSITY: 1.55 g/cm ³					
FIBER VOLUME: 61-62 %	VOID CONTENT: 0.0-0.2%					
PLY THICKNESS: 0.0053-0.0054 in.						
TEST METHOD: ASTM D 3039-76	MODULUS CALCULATION:					
NORMALIZED BY: Specimen thickness and batch fiber volume to 60% (0.0055 in. CPT)						
Temperature (°F)	180					
Moisture Content (%)	0.14					
Equilibrium at T, RH	160°F, 95%					
Source Code	(1)					
	Normalized	Measured	Normalized	Measured	Normalized	Measured
F ₁ ^{tu} (ksi)	Mean	364	385			
	Minimum	325	344			
	Maximum	411	436			
	C.V.(%)	10.2	10.1			
	B-value Distribution	(2) Normal	(2) Normal			
C ₁ C ₂	C ₁	364	385			
	C ₂	37.2	38.8			
	No. Specimens	6				
No. Batches	1					
Data Class	Screening					
E ₁ ^t (Msi)	Mean	21.2	22.4			
	Minimum	20.5	21.8			
	Maximum	22.2	23.2			
	C.V.(%)	3.14	2.77			
	No. Specimens	6				
No. Batches	1					
Data Class	Screening					
ν ₁₂ ^t	Mean		0.332			
	No. Specimens	6				
	No. Batches	1				
Data Class	Screening					
ε ₁ ^{tu} (με)	Mean		15400			
	Minimum		13600			
	Maximum		17200			
	C.V.(%)		9.24			
	B-value Distribution		(2) Normal			
C ₁ C ₂	C ₁		15400			
	C ₂		1420			
No. Specimens	6					
No. Batches	1					
Data Class	Screening					

(1) Reference 4.9.1.

(2) Basis values are presented only for A and B data classes.

* DATA WERE SUBMITTED BEFORE THE ESTABLISHMENT OF DATA DOCUMENTATION REQUIREMENTS (JUNE 1989). ALL DOCUMENTATION PRESENTLY REQUIRED WAS NOT SUPPLIED FOR THIS MATERIAL.

Temperature (°F)	74 ambient	-67 ambient	180 ambient	250 ambient				
MATERIAL:	IM6 12k/APC-2 unidirectional tape					Table 4.9.1(d) C/PEEK-UT IM6/APC-2 Tension, 2-axis [90]₁₆ 74/A, -67/A, 180/A, 250/A Screening		
RESIN CONTENT:	31-34 wt%		COMP: DENSITY:	1.55 g/cm ³				
FIBER VOLUME:	60-62 %		VOID CONTENT:	0.0%				
PLY THICKNESS:	0.0054-0.0058 in.							
TEST METHOD:	ASTM D 3039-76							
			MODULUS CALCULATION:					
NORMALIZED BY:	Not normalized							
Moisture Content (%) Equilibrium at T, RH Source Code	(1)	(1)	(1)	(1)				
Mean	9.41	9.67	11.1	9.07				
Minimum	8.53	8.72	10.0	7.30				
Maximum	10.6	10.7	12.2	9.72				
C.V.(%)	9.35	6.52	8.87	10.1				
F_2^{tu} (ksi)	(2)	(2)	(2)	(2)				
B-value Distribution	Normal	Normal	Normal	Normal				
C ₁	9.41	9.67	11.1	9.07				
C ₂	0.880	0.631	0.985	0.916				
No. Specimens	6	6	6	6				
No. Batches	1	1	1	1				
Data Class	Screening	Screening	Screening	Screening				
Mean	1.28	1.41	1.22	1.32				
Minimum	1.24	1.35	1.17	1.27				
Maximum	1.36	1.46	1.25	1.38				
C.V.(%)	3.33	3.32	2.13	3.44				
E_2^t (Msi)								
No. Specimens	6	6	6	6				
No. Batches	1	1	1	1				
Data Class	Screening	Screening	Screening	Screening				
Mean								
No. Specimens								
No. Batches								
Data Class								
Mean	7610	7120	10900	12300				
Minimum	6650	6450	8850	8510				
Maximum	8830	8180	14900	23600				
C.V.(%)	11.2	8.15	20.0	45.5				
ϵ_2^{tu} (µε)	(2)	(2)	(2)	(2)				
B-value Distribution	Normal	Normal	Normal	Nonpara.				
C ₁	7610	7120	10900	5				
C ₂	850	581	2180	3.06				
No. Specimens	6	6	6	6				
No. Batches	1	1	1	1				
Data Class	Screening	Screening	Screening	Screening				

(1) Reference 4.9.1.

(2) Basis values are presented only for A and B data classes.

* DATA WERE SUBMITTED BEFORE THE ESTABLISHMENT OF DATA DOCUMENTATION REQUIREMENTS (JUNE 1989). ALL DOCUMENTATION PRESENTLY REQUIRED WAS NOT SUPPLIED FOR THIS MATERIAL.

Temperature (°F)		74 ambient		-67 ambient		180 ambient	
Moisture Content (%)		(1)		(1)		(1)	
Equilibrium at T, RH							
Source Code							
		Normalized	Measured	Normalized	Measured	Normalized	Measured
	Mean	167	169	156	160	156	155
	Minimum	139	144	115	118	103	96.7
	Maximum	197	200	179	181	195	190
	C.V.(%)	13.3	13.3	16.0	15.6	20.2	20.4
	B-value	(2)	(2)	(2)	(2)	(2)	(2)
F_1^{cu} (ksi)	Distribution	Normal	Normal	Normal	Normal	Normal	Normal
	C ₁	167	169	156	160	156	155
	C ₂	22.1	22.4	25.0	24.9	31.5	31.6
	No. Specimens	6		6		6	
No. Batches	1		1		1		
Data Class	Screening		Screening		Screening		
E_1^c (Msi)	Mean	19.4	19.7	20.4	20.9	21.4	21.2
	Minimum	17.6	18.1	16.9	17.3	17.0	16.0
	Maximum	20.9	21.2	24.0	24.8	27.5	26.7
	C.V.(%)	6.54	7.17	12.2	12.6	16.1	16.1
	No. Specimens	6		6		6	
No. Batches	1		1		1		
Data Class	Screening		Screening		Screening		
v_{12}^c	Mean						
	No. Specimens						
	No. Batches						
	Data Class						
ϵ_1^{cu} ($\mu\epsilon$)	Mean		8790		7910		8010
	Minimum		7780		4510		5950
	Maximum		10500		9630		9350
	C.V.(%)		11.8		24.7		14.9
	B-value		(2)		(2)		(2)
ϵ_1^{cu} ($\mu\epsilon$)	Distribution		Normal		Normal		Normal
	C ₁		8790		7910		8010
	C ₂		1040		1950		1200
No. Specimens		6		6		6	
No. Batches		1		1		1	
Data Class		Screening		Screening		Screening	

Table 4.9.1(e)
C/PEEK - UT
IM6/APC-2
Compression, 1-axis
[0]₁₆
74/A, -67/A, 180/A
Screening

(1) Reference 4.9.1.

(2) Basis values are presented only for A and B data classes.

- DATA WERE SUBMITTED BEFORE THE ESTABLISHMENT OF DATA DOCUMENTATION REQUIREMENTS (JUNE 1989). ALL DOCUMENTATION PRESENTLY REQUIRED WAS NOT SUPPLIED FOR THIS MATERIAL.

MATERIAL: IM6 12k/APC-2 unidirectional tape		<table border="1"> <tr> <td colspan="2" style="text-align: center;">Table 4.9.1(f)</td> </tr> <tr> <td colspan="2" style="text-align: center;">C/PEEK - UT</td> </tr> <tr> <td colspan="2" style="text-align: center;">IM6/APC-2</td> </tr> <tr> <td colspan="2" style="text-align: center;">Compression, 1-axis</td> </tr> <tr> <td colspan="2" style="text-align: center;">[0]₁₆</td> </tr> <tr> <td colspan="2" style="text-align: center;">250/A, 74/0.12%, 180/0.097%</td> </tr> <tr> <td colspan="2" style="text-align: center;">Screening</td> </tr> </table>				Table 4.9.1(f)		C/PEEK - UT		IM6/APC-2		Compression, 1-axis		[0]₁₆		250/A, 74/0.12%, 180/0.097%		Screening	
Table 4.9.1(f)																			
C/PEEK - UT																			
IM6/APC-2																			
Compression, 1-axis																			
[0]₁₆																			
250/A, 74/0.12%, 180/0.097%																			
Screening																			
RESIN CONTENT: 32 wt%	COMP: DENSITY: 1.55 g/cm ³																		
FIBER VOLUME: 60-62 %	VOID CONTENT: 0.0%																		
PLY THICKNESS: 0.0054-0.0058 in.																			
TEST METHOD: ASTM D 3410A-87	MODULUS CALCULATION:																		
NORMALIZED BY: Specimen thickness and batch fiber volume to 60% (0.0055 in. CPT)																			
Temperature (°F)	250	180	74																
Moisture Content (%)	ambient	0.097	0.12																
Equilibrium at T, RH		(1)	160°F, 95%																
Source Code	(2)	(2)	(2)																
	Normalized	Measured	Normalized	Measured	Normalized	Measured													
F_1^{cu} (ksi)	Mean	129	126	162	160	174	176												
	Minimum	70.0	71.5	156	146	141	144												
	Maximum	154	145	168	169	186	192												
	C.V.(%)	23.6	21.8	3.25	5.36	9.6	9.7												
	B-value Distribution	(3) Normal	(3) Nonpara.	(3) Normal	(3) Normal	(3) Normal	(3) Normal												
C_1		129	5	162	160	174	176												
	C_2	30.5	3.06	5.26	8.59	16.7	17.1												
No. Specimens	6		5		6														
No. Batches	1		1		1														
Data Class	Screening		Screening		Screening														
E_1^c (Msi)	Mean	21.2	20.7	19.5	19.3	21.4	21.6												
	Minimum	19.6	19.0	18.7	18.6	18.8	19.3												
	Maximum	24.7	23.2	20.0	20.7	23.9	23.9												
	C.V.(%)	8.47	7.37	2.91	4.42	8.60	7.38												
	No. Specimens	6		5		6													
No. Batches	1		1		1														
Data Class	Screening		Screening		Screening														
v_{12}^c	Mean																		
	No. Specimens																		
	No. Batches																		
	Data Class																		
ϵ_1^{cu} ($\mu\epsilon$)	Mean	6860		8310		8690													
	Minimum	3380		7500		6950													
	Maximum	8990		9390		12100													
	C.V.(%)	28.7		8.94		23.5													
	B-value Distribution	(3) Normal		(3) Normal		(3) Normal													
C_1		6860		8310		8690													
	C_2	1970		743		2050													
No. Specimens	6		5		6														
No. Batches	1		1		1														
Data Class	Screening		Screening		Screening														

(1) Conditioned at 160°F, 95% relative humidity for 10 days (75% saturation).

(2) Reference 4.9.1.

(3) Basis values are presented only for A and B data classes.

- DATA WERE SUBMITTED BEFORE THE ESTABLISHMENT OF DATA DOCUMENTATION REQUIREMENTS (JUNE 1989). ALL DOCUMENTATION PRESENTLY REQUIRED WAS NOT SUPPLIED FOR THIS MATERIAL.

MATERIAL: IM6 12k/APC-2 unidirectional tape		Table 4.9.1(g) C/PEEK - UT IM6/APC-2 Compression, 1-axis [0]₁₆ 180/W Screening				
RESIN CONTENT: 32 wt%	COMP: DENSITY: 1.55 g/cm ³					
FIBER VOLUME: 60-62 %	VOID CONTENT: 0.0%					
PLY THICKNESS: 0.0054-0.0058 in.						
TEST METHOD: ASTM D 3410A-87	MODULUS CALCULATION:					
NORMALIZED BY: Specimen thickness and batch fiber volume to 60% (0.0055 in. CPT)						
Temperature (°F)	180					
Moisture Content (%)	0.11					
Equilibrium at T, RH	160°F, 95%					
Source Code	(1)					
	Normalized	Measured	Normalized	Measured	Normalized	Measured
F_1^{cu} (ksi)	Mean	154	151			
	Minimum	105	98.5			
	Maximum	189	183			
	C.V.(%)	18.2	19.3			
	B-value Distribution	(2) Normal	(2) Normal			
C_1 C_2	C_1	154	151			
	C_2	28.0	29.3			
	No. Specimens	6				
No. Batches	1					
Data Class	Screening					
E_1^c (Msi)	Mean	20.3	19.8			
	Minimum	15.6	15.7			
	Maximum	25.3	24.6			
	C.V.(%)	18.4	17.6			
	No. Specimens	6				
No. Batches	1					
Data Class	Screening					
ν_{12}^c	Mean					
	No. Specimens					
	No. Batches					
Data Class						
ϵ_1^{cu} ($\mu\epsilon$)	Mean		8180			
	Minimum		6580			
	Maximum		9500			
	C.V.(%)		13.0			
	B-value Distribution		(2) Normal			
C_1 C_2	C_1		8180			
	C_2		1070			
No. Specimens	6					
No. Batches	1					
Data Class	Screening					

(1) Reference 4.9.1.

(2) Basis values are presented only for A and B data classes.

- DATA WERE SUBMITTED BEFORE THE ESTABLISHMENT OF DATA DOCUMENTATION REQUIREMENTS (JUNE 1989). ALL DOCUMENTATION PRESENTLY REQUIRED WAS NOT SUPPLIED FOR THIS MATERIAL.

MATERIAL: IM6 12k/APC-2 unidirectional tape						Table 4.9.1(h) C/PEEK - UT IM6/APC-2 Shear, 12-plane $[\pm 45]_{4s}$ 74/A, -67/A, 180/A, 250/A Screening
RESIN CONTENT:	31-32 wt%	COMP: DENSITY:	1.55 g/cm ³			
FIBER VOLUME:	61 %	VOID CONTENT:	0.0-0.2%			
PLY THICKNESS:	0.0052-0.0056 in.					
TEST METHOD: ASTM D 3518-76		MODULUS CALCULATION:				
NORMALIZED BY: Not normalized						
Temperature (°F)	74	-67	180	250		
Moisture Content (%)	ambient	ambient	ambient	ambient		
Equilibrium at T, RH						
Source Code	(1)	(1)	(1)	(1)		
Mean	23.9	25.4	22.4	19.8		
Minimum	18.9	18.1	17.2	14.2		
Maximum	27.8	29.0	25.3	23.1		
C.V.(%)	14.8	14.8	15.6	15.1		
B-value	(2)	(2)	(2)	(2)		
Distribution	Normal	Normal	Normal	Normal		
F_{12}^{su}						
(ksi)						
C ₁	23.9	25.4	22.4	19.8		
C ₂	3.53	3.77	3.49	2.98		
No. Specimens	6	6	6	6		
No. Batches	1	1	1	1		
Data Class	Screening	Screening	Screening	Screening		
Mean	0.78	0.91	0.78	0.71		
Minimum	0.73	0.83	0.72	0.63		
Maximum	0.83	0.96	0.86	0.79		
C.V.(%)	5.5	5.5	6.2	9.3		
G_{12}^s						
(Msi)						
No. Specimens	6	6	6	6		
No. Batches	1	1	1	1		
Data Class	Screening	Screening	Screening	Screening		
Mean						
Minimum						
Maximum						
C.V.(%)						
B-value						
Distribution						
γ_{12}^{su}						
($\mu\epsilon$)						
C ₁						
C ₂						
No. Specimens						
No. Batches						
Data Class						

(1) Reference 4.9.1.

(2) Basis values are presented only for A and B data classes.

- DATA WERE SUBMITTED BEFORE THE ESTABLISHMENT OF DATA DOCUMENTATION REQUIREMENTS (JUNE 1989). ALL DOCUMENTATION PRESENTLY REQUIRED WAS NOT SUPPLIED FOR THIS MATERIAL.

MATERIAL:		IM6 12k/APC-2 unidirectional tape			Table 4.9.1(i) C/PEEK - UT IM6/APC-2 Shear, 12-plane $[\pm 45]_{4s}$ 74/0.21%, 180/0.17%, 180/0.20% Screening
RESIN CONTENT:	31-32 wt%	COMP: DENSITY:	1.55 g/cm ³		
FIBER VOLUME:	61 %	VOID CONTENT:	0.0-0.2%		
PLY THICKNESS:	0.0052-0.0056 in.				
TEST METHOD:		MODULUS CALCULATION:			
ASTM D 3518-76					
NORMALIZED BY:		Not normalized			
Temperature (°F)	180	74	180		
Moisture Content (%)	0.17	0.21	0.20		
Equilibrium at T, RH	(1)	160°F, 95%	160°F, 95%		
Source Code	(2)	(2)	(2)		
Mean	23.3	23.0	20.0		
Minimum	21.8	16.2	14.5		
Maximum	24.0	26.7	26.1		
C.V.(%)	3.85	15.4	22.4		
B-value	(3)	(3)	(3)		
F_{12}^{su} Distribution	Normal	Normal	Normal		
(ksi) C ₁	23.3	23.0	20.0		
C ₂	0.897	3.55	4.48		
No. Specimens	5	6	6		
No. Batches	1	1	1		
Data Class	Screening	Screening	Screening		
Mean	0.76	0.79	0.71		
Minimum	0.74	0.65	0.64		
Maximum	0.78	0.89	0.78		
G_{12}^s C.V.(%)	2.7	10	9.0		
(Msi) No. Specimens	4	6	6		
No. Batches	1	1	1		
Data Class	Screening	Screening	Screening		
Mean					
Minimum					
Maximum					
C.V.(%)					
B-value					
γ_{12}^{su} Distribution					
($\mu\epsilon$) C ₁					
C ₂					
No. Specimens					
No. Batches					
Data Class					

(1) Conditioned at 160°F, 95% relative humidity for 27 days (75% saturation).

(2) Reference 4.9.1.

(3) Basis values are presented only for A and B data classes.

4.10 CARBON – CYANATE ESTER COMPOSITES

4.10.1 M55J 6k/954-3 unidirectional tape

Material Description:

Material: M55J 6k/954

Form: Unidirectional tape, nominal fiber areal weight of 72.9 g/m², nominal cured resin content of 27%, typical cured ply thickness of 0.0024 inches.

Processing: Autoclave cure; 350°F, 100 psi for two hours

General Supplier Information:

Fiber: M55J 6k fibers are continuous untwisted carbon filaments made from PAN precursor. Filament count is 6,000 filaments per tow. Typical tensile modulus is 78×10^6 psi. Typical tensile strength is 583,000 psi.

Matrix: 954 is a 350°F curing cyanate ester resin.

Maximum Short Term Service Temperature: 350°F (dry), 250°F (wet)

Typical applications: Dimensionally stable structure for optical instruments

4.10.1 M55J 6k/954-3 unidirectional tape

MATERIAL:	M55J 6k/954-3 unidirectional tape			C/CE 73-UT M55J/954-3 Summary		
FORM:	M55J 6k/954-3 unidirectional tape prepreg					
FIBER:	Toray M55J 6k, surface treated Type 5, no twist	MATRIX:	Hexcel 954-3			
T _g (dry):	390°F	T _g (wet):	340°F		T _g METHOD:	TMA flexure @ ramp rate 70°F/min
PROCESSING:	Autoclave cure: 350°F, 2 hrs., 100 psi					

Date of fiber manufacture	1/96 - 2/97	Date of testing	1/96 - 7/97
Date of resin manufacture	1/96 - 7/97	Date of data submittal	10/1/97
Date of prepreg manufacture	1/96 - 7/97	Date of analysis	9/98
Date of composite manufacture	1/96 - 7/97		

LAMINA PROPERTY SUMMARY

	72°F/A							
Tension, 1-axis	aM--							
Tension, 2-axis								
Tension, 3-axis								
Compression, 1-axis	aM--							
Compression, 2-axis								
Compression, 3-axis								
SBS, 31-plane	S---							

Classes of data in Strength/Modulus/Poisson's Ratio/Strain-to-Failure order: A = A75, a = A55, B = B30, b = B18, M = Mean, I = Interim, S = Screening, - = no data (See Table 1.4.2(c))

		Nominal	As Submitted	Test Method
Fiber Density	(g/cm ³)	1.91	1.91	
Resin Density	(g/cm ³)	1.19	1.19	ASTM D 792-86
Composite Density	(g/cm ³)	1.65	1.62 - 1.66	ASTM D 792-86
Fiber Areal Weight	(g/m ²)	72.9	71.2 - 75.1	ASTM D 3529-90
Fiber Volume	(%)	64	53 - 67	
Ply Thickness	(in)	0.0024	0.0023-0.0026	

LAMINATE PROPERTY SUMMARY

Classes of data in Strength/Modulus/Poisson's Ratio/Strain-to-Failure order: A = A75, a = A55, B = B30, b = B18, M = Mean, I = Interim, S = Screening, - = no data (See Table 1.4.2(c))

MATERIAL: M55J 6k/954-3 unidirectional tape		Table 4.10.1(a) C/CE 73-UT M55J/954-3 Tension, 1-axis [0]₁₆ 72/A A55, Mean					
RESIN CONTENT: 22.3 - 24.1 wt%	COMP: DENSITY: 1.66 - 1.67 g/cm ³						
FIBER VOLUME: 53.1 - 65.4 %	VOID CONTENT: 0.30 - 0.49%						
PLY THICKNESS: 0.0024 - 0.0025 in.							
TEST METHOD: ASTM D 3039-95	MODULUS CALCULATION: Chord between 1000 and 3000 $\mu\epsilon$						
NORMALIZED BY: Specimen thickness and batch fiber areal weight to 60% (0.0024 in. CPT)							
Temperature (°F)	72						
Moisture Content (%)	Ambient						
Equilibrium at T, RH	72						
Source Code							
		Normalized	Measured	Normalized	Measured	Normalized	Measured
F_1^{tu} (ksi)	Mean	324	320				
	Minimum	274	277				
	Maximum	367	387				
	C.V.(%)	5.37	7.52				
	A-value/B-value	250/286	216/260				
	Distribution	ANOVA	ANOVA				
	C ₁	17.8	25.0				
C ₂	2.15	2.41					
No. Specimens	109						
No. Batches	6						
Data Class	A55						
E_1^t (Msi)	Mean	47.7	47.0				
	Minimum	43.6	43.1				
	Maximum	52.0	52.1				
	C.V.(%)	3.66	4.21				
	No. Specimens	109					
No. Batches	6						
Data Class	Mean						
ν_{12}^t	Mean						
	No. Specimens						
	No. Batches						
	Data Class						
ϵ_1^{tu} ($\mu\epsilon$)	Mean						
	Minimum						
	Maximum						
	C.V.(%)						
	B-value						
	Distribution						
	C ₁						
C ₂							
No. Specimens							
No. Batches							
Data Class							

MATERIAL:		M55J 6k/954-3 unidirectional tape				Table 4.10.1(b) C/CE 73-UT M55J/954-3 Compression, 1-axis [0]₃₂ 72/A A55, Mean	
RESIN CONTENT:	23.5 - 27.4 wt%	COMP: DENSITY:	1.63 - 1.67 g/cm ³				
FIBER VOLUME:	54.9 - 66.1 %	VOID CONTENT:	0.17 - 0.27%				
PLY THICKNESS:	0.0023 - 0.0024 in.						
TEST METHOD:	SACMA SRM1-94 (1)	MODULUS CALCULATION:	Chord between 1000 and 3000 $\mu\epsilon$				
NORMALIZED BY:		Specimen thickness and batch fiber areal weight to 60% (0.0024 in. CPT)					
Temperature (°F)	72						
Moisture Content (%)	Ambient						
Equilibrium at T, RH	72						
Source Code							
		Normalized	Measured	Normalized	Measured	Normalized	Measured
F_1^{cu} (ksi)	Mean	136	138				
	Minimum	109	111				
	Maximum	163	163				
	C.V.(%)	7.22	6.73				
	A-value/B-value	96/109	103/118				
	Distribution	ANOVA	ANOVA				
	C_1	10.4	9.50				
C_2	2.62	2.14					
	No. Specimens	102					
	No. Batches	6					
	Data Class	A55					
E_1^c (Msi)	Mean	44.8	45.6				
	Minimum	39.8	42.3				
	Maximum	49.3	50.0				
	C.V.(%)	4.70	3.78				
	No. Specimens	102					
	No. Batches	6					
	Data Class	Mean					
ν_{12}^c	Mean						
	No. Specimens						
	No. Batches						
	Data Class						
ϵ_1^{cu} ($\mu\epsilon$)	Mean						
	Minimum						
	Maximum						
	C.V.(%)						
	B-value						
Distribution							
C_1							
C_2							
	No. Specimens						
	No. Batches						
	Data Class						

(1) Torque on fixture bolts was "finger tight", not specifically torqued to 5-10 in-lbs.

MATERIAL: M55J 6k/954-3 unidirectional tape		Table 4.10.1(c) C/CE 73-UT M55J/954-3 SBS, 31 plane [0]₃₂ 72/A Screening			
RESIN CONTENT: 23.5 - 27.4 wt%	COMP: DENSITY: 1.63 - 1.67 g/cm ³				
FIBER VOLUME: 57.3 - 66.7 %	VOID CONTENT: 0.17 - 0.27%				
PLY THICKNESS: 0.0023 - 0.0024 in.					
TEST METHOD: ASTM D 2344-95	MODULUS CALCULATION:				
NORMALIZED BY: Not normalized					
Temperature (°F)	72				
Moisture Content (%)	Ambient				
Equilibrium at T, RH					
Source Code	72				
Mean	11.1				
Minimum	9.90				
Maximum	12.2				
C.V.(%)	5.31				
A-value/B-value	(1)				
F_{13}^{sbs} Distribution	ANOVA				
(ksi) C ₁	0.623				
C ₂	2.68				
No. Specimens	113				
No. Batches	6				
Data Class	Screening				

(1) Short beam strength test data are approved for Screening Data Class only.

REFERENCES

- 4.2.27 Askins, Robert, "Characterization of EA9396 Epoxy Resin for Composite Repair Applications," University of Dayton Research Center, UDR-TR-91-77, WL-TR-92-4060, October 1991.
- 4.4.4 Rondeau, R.A., Askins, D. R., and Sjoblom, P., "Development of Engineering Data on New Aerospace Materials," University of Dayton Research Institute, UDR-TR-88-88, AFWAL-TR-88-4217, December 1988, Distribution authorized to DoD and DoD contractors only; critical technology; September 1988. Other requests for this document should be referred to AFWAL/MLSE, OH 45433-6533.
- 4.9.1 Rondeau, R.A., Askins, D. R., and Sjoblom, P., "Development of Engineering Data on New Aerospace Materials," University of Dayton Research Institute, UDR-TR-88-88, AFWAL-TR-88-4217, December 1988, Distribution authorized to DoD and DoD contractors only; critical technology; September 1988. Other requests for this document should be referred to AFWAL/MLSE, OH 45433-6533.

CHAPTER 5 ARAMID FIBER COMPOSITES

5.1 INTRODUCTION

5.2 ARAMID - EPOXY COMPOSITES

5.3 ARAMID - POLYESTER COMPOSITES

5.4 ARAMID - BISMALEIMIDE COMPOSITES

5.5 ARAMID - POLYIMIDE COMPOSITES

5.6 ARAMID - PHENOLIC COMPOSITES

5.7 ARAMID - SILICON COMPOSITES

5.8 ARAMID - POLYBENZIMIDAZOLE COMPOSITES

5.9 ARAMID - PEEK COMPOSITES

This page intentionally left blank

CHAPTER 6 GLASS FIBER COMPOSITES

6.1 INTRODUCTION

6.2 GLASS/EPOXY COMPOSITES

6.2.1 S2-449 43k/SP381 unidirectional tape

Material Description:

Material: S2-449 17k/PR381

Form: Unidirectional tape, fiber areal weight of 111 g/m², typical cured resin content of 28-33%, typical cured ply thickness of 0.0033 - 0.0037 inches.

Processing: Autoclave cure; 260° F, 50 psi for two hours

General Supplier Information:

Fiber: S2 glass has enhanced properties in strength, modulus, impact resistance and fatigue when compared to conventional E glass roving. The sizing for these fibers is an epoxy compatible 449 finish. Roving of 17,000 filaments. Typical tensile modulus is 12.5 to 13.0 Msi. Typical tensile strength is 665,000 psi.

Matrix: PR381 is a 250°F curing epoxy resin providing properties similar to conventional 350°F curing systems. Light tack for up to 30 days at 75°F.

Maximum Short Term Service Temperature: 220°F (dry), 160°F (wet)

Typical applications: Primary and secondary structural applications where improved fatigue and excellent mechanical strength is important such as helicopters and general aviation.

6.2.1 S2-449 43k/SP381 unidirectional tape

MATERIAL:	S2-449 43.5k/SP 381 unidirectional tape			SGI/Ep 284-UT S2-449/SP 381 Summary		
FORM:	3M Scotchply SP 381 Uni S29 284 BW 33RC Prepreg					
FIBER:	Owens Corning S2-449, no twist, no surface treatment, typical 449 glass sizing	MATRIX:	3M PR 381			
T _g (dry):	280°F	T _g (wet):	234°F		T _g METHOD:	SRM 18-94, RDA, G' onset
PROCESSING:	Autoclave cure: 260±10°F, 120±20 min., 50 psi					

Date of fiber manufacture	5/92 - 12/94	Date of testing	5/93 - 4/95
Date of resin manufacture	1/93 - 12/94	Date of data submittal	6/96
Date of prepreg manufacture	4/93 - 3/95	Date of analysis	2/97
Date of composite manufacture	12/91 - 3/96		

LAMINA PROPERTY SUMMARY

	75°F/A		-65°F/A	180°F/A		160°F/W		
Tension, 1-axis	BM-B		SS-S	SS-S		SS-S		
Tension, 2-axis	SS-S		SS-S	SS-S		SS-S		
Tension, 3-axis								
Compression, 1-axis	SS-S		SS-S	SS-S		SS-S		
Compression, 2-axis								
Compression, 3-axis								
Shear, 12-plane	SS--		SS--	SS--		SS--		
Shear, 23-plane								
Shear, 31-plane								
SBS, 31-plane	S---		S---	S---		S---		

Classes of data in Strength/Modulus/Poisson's Ratio/Strain-to-Failure order: A = A75, a = A55, B = B30, b = B18, M = Mean, I = Interim, S = Screening, - = no data (See Table 1.4.2(c))

Data are also included for F^{sbs} conditioned in eight fluids.

		Nominal	As Submitted	Test Method
Fiber Density	(g/cm ³)	2.49		ASTM C 693
Resin Density	(g/cm ³)	1.216		ASTM D 792
Composite Density	(g/cm ³)	1.85	1.84 - 1.97	
Fiber Areal Weight	(g/m ²)	284	283 - 291	SRM 23B
Fiber Volume	(%)	50	47.3 - 56.1	
Ply Thickness	(in)	0.009	0.0070 - 0.0097	

LAMINATE PROPERTY SUMMARY

	73°F/A							
[±45/0/∓ 45]								
Tension, x-axis	SS-S							
Tension, y-axis	SS-S							

Classes of data in Strength/Modulus/Poisson's Ratio/Strain-to-Failure order: A = A75, a = A55, B = B30, b = B18, M = Mean, I = Interim, S = Screening, - = no data (See Table 1.4.2(c))

MATERIAL:		S2-449 43.5k/SP 381 unidirectional tape				Table 6.2.1(a) SGI/Ep 284-UT S2-449/SP 381 Tension, 1-axis [0]_s 73/A, -65/A, 180/A B30, Mean, Screening	
RESIN CONTENT:	29-34 wt%	COMP: DENSITY:	1.84-1.97 g/cm ³				
FIBER VOLUME:	47.3-54.7 %	VOID CONTENT:	0-0.07%				
PLY THICKNESS:	0.0080-0.0096 in.						
TEST METHOD:	SRM 4-88		MODULUS CALCULATION:		Chord between 1000 and 6000 $\mu\epsilon$		
NORMALIZED BY:	Specimen thickness and batch fiber areal weight to 50% (0.0090 in. CPT)						
Temperature (°F)	73		-65		180		
Moisture Content (%)	Ambient		Ambient		Ambient		
Equilibrium at T, RH	69		69		69		
Source Code	Normalized	Measured	Normalized	Measured	Normalized	Measured	
F_1^{tu} (ksi)	Mean	246	243	236	246	208	211
	Minimum	217	228	204	218	200	200
	Maximum	287	267	257	261	220	228
	C.V.(%)	6.45	3.89	7.44	5.19	3.62	4.79
	B-value	198	219	(1)	(1)	(1)	(1)
	Distribution	ANOVA	ANOVA	ANOVA	Weibull	ANOVA	ANOVA
C_1		16.8	9.78	21.4	252	8.15	11.7
	C_2	2.82	2.45	16.6	28.3	9.69	14.1
No. Specimens	32		11		11		
No. Batches	6		2		2		
Data Class	B30		Screening		Screening		
E_1^t (Msi)	Mean	6.91	6.83	6.93	7.24	6.62	6.70
	Minimum	6.32	6.47	6.41	6.91	6.42	6.55
	Maximum	7.54	7.22	7.24	7.53	6.78	7.09
	C.V.(%)	4.34	2.68	3.03	3.26	1.62	2.48
No. Specimens	32		11		11		
No. Batches	6		2		2		
Data Class	Mean		Screening		Screening		
ν_{12}^t	Mean						
	No. Specimens						
	No. Batches						
Data Class							
ϵ_1^{tu} ($\mu\epsilon$)	Mean	35600		34100		31500	
	Minimum	33400		29500		30000	
	Maximum	38300		36700		33800	
	C.V.(%)	3.83		6.23		4.21	
	B-value	32400		(1)		(1)	
	Distribution	ANOVA		ANOVA		ANOVA	
C_1		1400		2440		1390	
	C_2	2.28		13.9		7.11	
No. Specimens	32		11		11		
No. Batches	6		2		2		
Data Class	B30		Screening		Screening		

(1) Basis values are presented only for A and B data classes.

MATERIAL:		S2-449 43.5k/SP 381 unidirectional tape				Table 6.2.1(b) SGI/Ep 284-UT S2-449/SP 381 Tension, 1-axis [0]₅ 160/W Screening	
RESIN CONTENT:	32-33 wt%	COMP: DENSITY:	1.89-1.97 g/cm ³				
FIBER VOLUME:	49.3-51.1 %	VOID CONTENT:	0-0.07%				
PLY THICKNESS:	0.0088-0.0092 in.						
TEST METHOD:	SRM 4-88		MODULUS CALCULATION:				
			Chord between 1000 and 6000 $\mu\epsilon$				
NORMALIZED BY:	Specimen thickness and batch fiber areal weight to 50% (0.0090 in. CPT)						
Temperature (°F)	160						
Moisture Content (%)	Wet						
Equilibrium at T, RH	(2)						
Source Code	69						
		Normalized	Measured	Normalized	Measured	Normalized	Measured
F_1^{tu} (ksi)	Mean	113	115				
	Minimum	105	106				
	Maximum	119	120				
	C.V.(%)	3.90	3.22				
	B-value	(1)	(1)				
	Distribution	Weibull	Weibull				
	C_1	115	116				
C_2	32.6	40.5					
No. Specimens	13						
No. Batches	2						
Data Class	Screening						
E_1^t (Msi)	Mean	6.86	6.95				
	Minimum	6.52	6.71				
	Maximum	7.25	7.16				
	C.V.(%)	3.19	2.06				
	No. Specimens	13					
No. Batches	2						
Data Class	Screening						
ν_{12}^t	Mean						
	No. Specimens						
	No. Batches						
	Data Class						
ϵ_1^{tu} ($\mu\epsilon$)	Mean		16500				
	Minimum		15600				
	Maximum		17100				
	C.V.(%)		2.76				
	B-value		(1)				
	Distribution		Weibull				
	C_1		16700				
	C_2		45.9				
	No. Specimens	13					
No. Batches	2						
Data Class	Screening						

(1) Basis values are presented only for A and B data classes.

(2) Conditioned in 160°F water for 14 days.

MATERIAL:		S2-449 43.5k/SP 381 unidirectional tape				Table 6.2.1(c) SGI/Ep 284-UT S2-449/SP 381 Tension, 2-axis [90]₁₀ 73/A, -65A, 180/A, 160/W Screening	
RESIN CONTENT:	31-32 wt%	COMP: DENSITY:	1.84-1.86 g/cm ³				
FIBER VOLUME:	51.0-53.2 %	VOID CONTENT:	0-0.99%				
PLY THICKNESS:	0.0081-0.0092 in.						
TEST METHOD:	SRM 4-88		MODULUS CALCULATION:				
			Chord between 1000 and 3000 $\mu\epsilon$ (2)				
NORMALIZED BY:	Not normalized						
Temperature (°F)	73	-65	180	160			
Moisture Content (%)	Ambient	Ambient	Ambient	Wet			
Equilibrium at T, RH				(3)			
Source Code	69	69	69	69			
F_2^t (ksi)	Mean	9.0	9.1	7.5	4.2		
	Minimum	8.7	8.3	7.1	3.8		
	Maximum	9.3	9.8	7.6	4.7		
	C.V.(%)	2.3	4.7	2.7	7.5		
	B-value	(1)	(1)	(1)	(1)		
	Distribution	Weibull	Weibull	Normal	Weibull		
	C ₁	9.1	9.3	7.5	4.3		
	C ₂	49	24	0.20	14		
	No. Specimens	10	11	6	10		
	No. Batches	2	2	1	2		
Data Class	Screening	Screening	Screening	Screening			
E_2^t (Msi)	Mean	1.93	2.10	1.53	1.07		
	Minimum	1.85	1.88	1.47	1.00		
	Maximum	2.07	2.31	1.59	1.12		
	C.V.(%)	3.31	5.57	2.58	3.23		
	No. Specimens	10	11	6	10		
No. Batches	2	2	1	2			
Data Class	Screening	Screening	Screening	Screening			
ν_{21}^t	Mean						
	No. Specimens						
	No. Batches						
Data Class							
ϵ_2^t ($\mu\epsilon$)	Mean	4700	4300	4900	3900		
	Minimum	4200	3800	4600	3400		
	Maximum	5100	4800	5100	4300		
	C.V.(%)	4.6	7.2	4.6	6.7		
	B-value	(1)	(1)	(1)	(1)		
	Distribution	Nonpara.	Weibull	Normal	Weibull		
	C ₁	6	4500	4900	4000		
	C ₂	2.1	16	220	17		
	No. Specimens	10	11	6	10		
	No. Batches	2	2	1	2		
Data Class	Screening	Screening	Screening	Screening			

(1) Basis values are presented only for A and B data classes.

(2) Exception to SRM 4-88.

(3) Conditioned in 160°F water for 14 days.

MATERIAL:		S2-449 43.5k/SP 381 unidirectional tape				Table 6.2.1(d) SGI/Ep 284-UT S2-449/SP 381 Compression, 1-axis [0]₅ 73/A, -65/A, 180/A Screening	
RESIN CONTENT:	28-33 wt%	COMP: DENSITY:	1.90-1.94 g/cm ³				
FIBER VOLUME:	49.3-56.1 %	VOID CONTENT:	0.12-0.50%				
PLY THICKNESS:	0.0080-0.0094 in.						
TEST METHOD:	SRM 1-88		MODULUS CALCULATION:		Chord between 1000 and 3000 $\mu\epsilon$		
NORMALIZED BY:	Specimen thickness and batch fiber areal weight to 50% (0.0090 in. CPT)						
Temperature (°F)	73		-65		180		
Moisture Content (%)	Ambient		Ambient		Ambient		
Equilibrium at T, RH							
Source Code	69		69		69		
	Normalized	Measured	Normalized	Measured	Normalized	Measured	
Mean	168	182	170	177	150	166	
Minimum	141	149	153	162	137	154	
Maximum	199	215	184	196	166	179	
C.V.(%)	10.4	10.8	5.20	5.59	6.70	4.93	
F_1^{cu}	(1)	(1)	(1)	(1)	(1)	(1)	
Distribution	Weibull	Weibull	Weibull	ANOVA	ANOVA	Weibull	
C ₁	176	191	174	10.9	12.3	170	
C ₂	10.6	10.5	22.0	11.3	16.6	22.2	
No. Specimens	20		14		12		
No. Batches	2		2		2		
Data Class	Screening		Screening		Screening		
Mean	6.96	7.06	6.87	7.20	6.76	6.95	
Minimum	6.71	6.67	6.75	6.75	6.54	6.75	
Maximum	7.20	7.34	7.01	7.68	6.94	7.16	
C.V.(%)	2.43	2.68	1.40	4.16	1.74	2.22	
E_1^c							
(Msi)	10		10		10		
No. Batches	2		2		2		
Data Class	Screening		Screening		Screening		
Mean							
No. Specimens							
No. Batches							
Data Class							
ν_{12}^c							
Mean							
Minimum							
Maximum							
C.V.(%)							
ϵ_1^{cu}							
($\mu\epsilon$)							
B-value							
Distribution							
C ₁							
C ₂							
No. Specimens							
No. Batches							
Data Class							

(1) Basis values are presented only for A and B data classes.

MATERIAL:		S2-449 43.5k/SP 381 unidirectional tape				Table 6.2.1(e) SGI/Ep 284-UT S2-449/SP 381 Compression, 1-axis [0]_s 160/W Screening	
RESIN CONTENT:	28-33 wt%	COMP: DENSITY:	1.90-1.94 g/cm ³				
FIBER VOLUME:	49.3-56.1 %	VOID CONTENT:	0.12-0.50%				
PLY THICKNESS:	0.0082-0.0090 in.						
TEST METHOD:	SRM 1-88		MODULUS CALCULATION:		Chord between 1000 and 3000 $\mu\epsilon$		
NORMALIZED BY:	Specimen thickness and batch fiber areal weight to 50% (0.0090 in. CPT)						
Temperature (°F)	160						
Moisture Content (%)	Wet						
Equilibrium at T, RH	(2)						
Source Code	69						
		Normalized	Measured	Normalized	Measured	Normalized	Measured
F_1^{cu} (ksi)	Mean	139	146				
	Minimum	130	131				
	Maximum	146	157				
	C.V.(%)	3.48	5.27				
	B-value	(1)	(1)				
	Distribution	Weibull	Weibull				
	C_1	141	149				
C_2	37.4	22.6					
No. Specimens	10						
No. Batches	2						
Data Class	Screening						
E_1^c (Msi)	Mean	6.92	7.16				
	Minimum	6.69	6.85				
	Maximum	7.08	7.43				
	C.V.(%)	2.11	2.83				
	No. Specimens	10					
No. Batches	2						
Data Class	Screening						
ν_{12}^c	Mean						
	No. Specimens						
	No. Batches						
Data Class							
ϵ_1^{cu} ($\mu\epsilon$)	Mean						
	Minimum						
	Maximum						
	C.V.(%)						
	B-value						
	Distribution						
	C_1						
C_2							
No. Specimens							
No. Batches							
Data Class							

(1) Basis values are presented only for A and B data classes.

(2) Conditioned in 160°F water for 14 days.

MATERIAL:		S2-449 43.5k/SP 381 unidirectional tape				Table 6.2.1(f) SGI/Ep 284-UT S2-449/SP 381 Shear, 12-plane [±45]_{2S} 73/A, -65A, 180/A, 160/W Screening	
RESIN CONTENT:	29-32 wt%	COMP: DENSITY:	1.88-1.94 g/cm ³				
FIBER VOLUME:	51.1-54.5 %	VOID CONTENT:	0.21-0.60%				
PLY THICKNESS:	0.0081-0.0090 in.						
TEST METHOD:	SRM 7-88		MODULUS CALCULATION:				
			Chord between 500 and 3000 με, axial				
NORMALIZED BY:	Not normalized						
Temperature (°F)	73	-65	180	160			
Moisture Content (%)	Ambient	Ambient	Ambient	Wet			
Equilibrium at T, RH				(2)			
Source Code	69	69	69	69			
Mean	14.3	13.6	11.8	9.5			
Minimum	13.2	12.9	10.8	9.0			
Maximum	14.7	14.5	12.3	9.8			
C.V.(%)	3.52	3.77	3.66	2.9			
B-value	(1)	(1)	(1)	(1)			
Distribution	Nonpara.	Normal	Weibull	Weibull			
F ₁₂ ^{su}							
(ksi)							
C ₁	6	13.6	12.0	9.6			
C ₂	2.14	0.515	38.4	44			
No. Specimens	10	9	10	12			
No. Batches	2	2	2	2			
Data Class	Screening	Screening	Screening	Screening			
Mean	0.689	0.881	0.555	0.470			
Minimum	0.648	0.837	0.541	0.455			
Maximum	0.729	0.952	0.578	0.480			
C.V.(%)	3.62	5.06	2.26	1.76			
G ₁₂							
(Msi)							
No. Specimens	9	6	10	10			
No. Batches	2	2	2	2			
Data Class	Screening	Screening	Screening	Screening			

(1) Basis values are presented only for A and B data classes.

(2) Conditioned in 160°F water for 14 days.

MATERIAL:		S2-449 43.5k/SP 381 unidirectional tape				Table 6.2.1(g) SGI/Ep 284-UT S2-449/SP 381 SBS, 31-plane [0]₁₂ 73/A, -65A, 180/A, 160/W Screening
RESIN CONTENT:	30-34 wt%	COMP: DENSITY:	1.84-1.94 g/cm ³			
FIBER VOLUME:	47.6-53.1 %	VOID CONTENT:	0.0-0.64%			
PLY THICKNESS:	0.0070-0.0092 in.					
TEST METHOD:	SRM 8-88					
NORMALIZED BY:		Not normalized				
Temperature (°F)	73	-65	180	160		
Moisture Content (%)	Ambient	Ambient	Ambient	Wet		
Equilibrium at T, RH				(2)		
Source Code	69	69	69	69		
Mean	12.4	14.6	8.7	7.2		
Minimum	11.6	13.9	8.2	7.0		
Maximum	13.2	15.6	9.0	7.4		
C.V.(%)	4.16	3.32	2.9	1.7		
B-value	(1)	(1)	(1)	(1)		
Distribution	ANOVA	Normal	ANOVA	Weibull		
F_{31}^{sbs}						
(ksi) C ₁	0.573	14.6	0.31	7.3		
C ₂	3.85	0.485	18	67		
No. Specimens	25	14	14	13		
No. Batches	4	2	2	2		
Data Class	Screening	Screening	Screening	Screening		

(1) Short beam strength test data are approved for Screening Data Class only.
 (2) Conditioned in 160°F water for 14 days.

MATERIAL:		S2-449 43.5k/SP 381 unidirectional tape				Table 6.2.1(h) SGI/Ep 284-UT S2-449/SP 381 SBS, 31-plane [0]₁₂ 73/Fluids Screening
RESIN CONTENT:	30 wt%	COMP: DENSITY:	1.93-1.94 g/cm ³			
FIBER VOLUME:	52.9-53.1 %	VOID CONTENT:	0.0-0.64%			
PLY THICKNESS:	0.00792-0.00925 in.					
TEST METHOD:	SRM 8-88		MODULUS CALCULATION:			
NORMALIZED BY:	Not normalized					
Temperature (°F)	73	73	73	73		
Moisture Content (%)	(2)	(3)	(4)	(5)		
Equilibrium at T, RH						
Source Code	69	69	69	69		
Mean	11.8	12.3	11.6	11.9		
Minimum	11.0	11.8	9.40	11.4		
Maximum	12.3	13.0	12.8	12.6		
C.V.(%)	3.49	2.87	8.23	3.17		
B-value	(1)	(1)	(1)	(1)		
Distribution	Weibull	Normal	ANOVA	Normal		
F ₃₁ ^{sbs}						
(ksi) C ₁	11.9	12.4	1.07	11.9		
C ₂	34.7	0.355	12.2	0.376		
No. Specimens	14	14	14	14		
No. Batches	2	2	2	2		
Data Class	Screening	Screening	Screening	Screening		

- (1) Short beam strength test data are approved for Screening Data Class only.
- (2) Conditioned in MIL-A-8243 Anti-Icing Fluid at 32°F for 30 days.
- (3) Conditioned in MIL-H-83282 hydraulic Fluid at 160°F for 90 days. MIL-H-83282 was converted to MIL-PRF-83282 on September 30, 1997.
- (4) Conditioned in MIL-H-5606 hydraulic fluid at 160°F for 90 days.
- (5) Conditioned in MIL-T-5624 fuel at 75°F for 90 days. MIL-T-5624 was converted to MIL-PRF-5624 on November 22, 1996.

MATERIAL:		S2-449 43.5k/SP 381 unidirectional tape				Table 6.2.1(i) SG/Ep 284-UT S2-449/SP 381 SBS, 31-plane [0]₁₂ 73/Fluids Screening	
RESIN CONTENT:	30 wt%	COMP: DENSITY:	193-1.94 g/cm ³				
FIBER VOLUME:	52.9-53.1 %	VOID CONTENT:	0.0-0.64%				
PLY THICKNESS:	0.00758-0.00933 in.						
TEST METHOD:	SRM 8-88		MODULUS CALCULATION:				
NORMALIZED BY:	Not normalized						
Temperature (°F)	73	73	73	73			
Moisture Content (%)	(2)	(3)	(4)	(5)			
Equilibrium at T, RH							
Source Code	69	69	69	69			
Mean	11.8	12.1	11.7	11.8			
Minimum	11.1	10.9	10.6	11.3			
Maximum	12.6	12.6	12.3	12.3			
C.V.(%)	3.47	3.84	4.02	2.91			
B-value	(1)	(1)	(1)	(1)			
F_{31}^{sbs} Distribution	Weibull	Weibull	Weibull	ANOVA			
(ksi) C ₁	12.0	12.3	11.9	0.386			
C ₂	30.7	39.5	37.2	12.6			
No. Specimens	14	14	13	14			
No. Batches	2	2	2	2			
Data Class	Screening	Screening	Screening	Screening			

- (1) Short beam strength test data are approved for Screening Data Class only.
- (2) Conditioned in MIL-L-23699 lubricating oil at 160°F for 90 days. MIL-L-23699 was converted to MIL-PRF-23699 on May 21, 1997.
- (3) Conditioned in MIL-L-7808 lubricating oil at 160°F for 90 days. MIL-L-7808 was converted to MIL-PRF-7808 on May 2, 1997.
- (4) Conditioned in MIL-C-87936 cleaning fluid at 75°F for 7 days. MIL-C-87936 was canceled on March 1, 1995 and replaced with MIL-C-87937. MIL-C-87937 was converted to MIL-PRF-87937 on August 14, 1997.
- (5) Conditioned in ASTM D 740 methyl ethyl ketone (MEK) at 75°F for 7 days.

MATERIAL:		S2-449 43.5k/SP 381 unidirectional tape		Table 6.2.1(j) SGI/Ep 284-UT S2-449/SP 381 Tension, x-axis [±45/0/±45]_s 73/A Screening	
RESIN CONTENT:	30-31wt%	COMP: DENSITY:	1.92-1.94 g/cm ³		
FIBER VOLUME:	51.6-53.5 %	VOID CONTENT:	0-0.50%		
PLY THICKNESS:	0.0086-0.0089 in.				
TEST METHOD:	SRM 4-88	MODULUS CALCULATION:	Chord between 1000 and 3000 με		
NORMALIZED BY:	Specimen thickness and batch fiber areal weight to 50% (0.0090 in. CPT)				
Temperature (°F)	73				
Moisture Content (%)	Ambient				
Equilibrium at T, RH	69				
Source Code					
		Normalized	Measured	Normalized	Measured
	Mean	69.5	72.9		
	Minimum	66.7	71.4		
	Maximum	71.3	75.6		
	C.V.(%)	2.18	1.67		
	B-value	(1)	(1)		
F_x^{tu}	Distribution	ANOVA	Normal		
(ksi)	C ₁	1.74	72.9		
	C ₂	13.7	1.22		
	No. Specimens	10			
	No. Batches	2			
	Data Class	Screening			
	Mean	2.87	3.01		
	Minimum	2.78	2.94		
	Maximum	2.96	3.11		
	C.V.(%)	2.21	1.58		
E_x^t	No. Specimens	10			
(Msi)	No. Batches	2			
	Data Class	Screening			
	Mean				
ν_{xy}^t	No. Specimens				
	No. Batches				
	Data Class				
	Mean		24200		
	Minimum		23600		
	Maximum		24900		
	C.V.(%)		1.69		
	B-value		(1)		
ϵ_x^{tu}	Distribution		Weibull		
(μϵ)	C ₁		24400		
	C ₂		65.4		
	No. Specimens	10			
	No. Batches	2			
	Data Class	Screening			

(1) Basis values are presented only for A and B data classes.

MATERIAL:		S2-449 43.5k/SP 381 unidirectional tape				Table 6.2.1(k) SGI/Ep 284-UT S2-449/SP 381 Tension, y-axis [±45/90/±45]_s 73/A Screening	
RESIN CONTENT:	30-31 wt%	COMP: DENSITY:	1.92-1.94 g/cm ³				
FIBER VOLUME:	51.6-53.5 %	VOID CONTENT:	0-0.50%				
PLY THICKNESS:	0.0083-0.0090 in.						
TEST METHOD:	SRM 4-88	MODULUS CALCULATION:	Chord between 1000 and 3000 με				
NORMALIZED BY:	Specimen thickness and batch fiber areal weight to 50% (0.0090 in. CPT)						
Temperature (°F)	73						
Moisture Content (%)	Ambient						
Equilibrium at T, RH	69						
Source Code							
		Normalized	Measured	Normalized	Measured	Normalized	Measured
F_y^{tu} (ksi)	Mean	24.9	26.2				
	Minimum	23.9	24.7				
	Maximum	25.9	27.3				
	C.V.(%)	2.29	2.94				
	B-value	(1)	(1)				
	Distribution	Weibull	Weibull				
	C_1	25.1	26.5				
C_2	47.1	42.2					
No. Specimens	10						
No. Batches	2						
Data Class	Screening						
E_y^t (Msi)	Mean	2.15	2.26				
	Minimum	2.10	2.18				
	Maximum	2.20	2.39				
	C.V.(%)	1.33	3.50				
	No. Specimens	10					
No. Batches	2						
Data Class	Screening						
ν_{yx}^t	Mean						
	No. Specimens						
	No. Batches						
	Data Class						
ϵ_y^{tu} (με)	Mean		11600				
	Minimum		10900				
	Maximum		12000				
	C.V.(%)		2.65				
	B-value		(1)				
	Distribution		Weibull				
	C_1		11700				
	C_2		49.8				
	No. Specimens	10					
	No. Batches	2					
Data Class	Screening						

(1) Basis values are presented only for A and B data classes.

6.2.2 S2-449 17k/SP 381 unidirectional tapeMaterial Description:

Material: S2-449 43.5k/3M PR381

Form: Unidirectional tape, fiber areal weight of 284 g/m², typical cured resin content of 28-33%, typical cured ply thickness of 0.0081 - 0.009 inches.

Processing: Autoclave cure; 260° F, 50 psi for two hours

General Supplier Information:

Fiber: S2 glass has enhanced properties in strength, modulus impact resistance and fatigue when compared to conventional E glass roving. The sizing for these fibers is an epoxy compatible 449 finish material. Rovings of 43,500 filaments. Typical tensile modulus is 12.5 to 13.0 Msi. Typical tensile strength is 665,000 psi.

Matrix: PR381 is a 250°F curing epoxy resin providing properties similar to conventional 350°F curing systems. Light tack for up to 30 days at 75°F.

Maximum Short Term Service Temperature: 220°F (dry), 160°F (wet)

Typical applications: Primary and secondary structural applications where improved fatigue and excellent mechanical strength is important such as helicopters and general aviation.

6.2.2 S2-449 17k/SP 381 unidirectional tape

MATERIAL:	S2-449 17k/SP 381 unidirectional tape			SGI/Ep 111-UT S2-449/SP 381 Summary	
FORM:	3M Scotchply SP 381 Uni S29 111BW 33 RC				
FIBER:	Owens Corning S2-449, no twist, no surface treatment, typical 449 glass sizing	MATRIX:	3M SP 381		
T _g (dry):	291°F	T _g (wet):	234°F		T _g METHOD: SRM 18, RDA, G" peak
PROCESSING:	Autoclave cure: 260±10°F, 120±20 min., 50 psi				

Date of fiber manufacture	8/91 - 12/94	Date of testing	6/93 - 4/96
Date of resin manufacture	11/91 - 5/95	Date of data submittal	6/96
Date of prepreg manufacture	11/91 - 2/96	Date of analysis	2/97
Date of composite manufacture	12/91 - 3/96		

LAMINA PROPERTY SUMMARY

	73°F/A		-65°F/A	180°F/A		160°F/W		
Tension, 1-axis	bM-b		SS-S	SS-S		SS-S		
Tension, 2-axis	SS-S		SS-S	SS-S		SS-S		
Tension, 3-axis								
Compression, 1-axis	SS-S		SS-S	SS-S		SS-S		
Compression, 2-axis								
Compression, 3-axis								
Shear, 12-plane	IS--		IS--	IS--		SS--		
Shear, 23-plane								
Shear, 31-plane								
SBS, 31-plane	S---		S---	S---		S---		

Classes of data in Strength/Modulus/Poisson's Ratio/Strain-to-Failure order: A = A75, a = A55, B = B30, b = B18, M = Mean, I = Interim, S = Screening, - = no data (See Table 1.4.2(c))

Data are also included for F^{sbs} conditioned in eight fluids.

		Nominal	As Submitted	Test Method
Fiber Density	(g/cm ³)	2.49		ASTM C 693
Resin Density	(g/cm ³)	1.216		ASTM D 792
Composite Density	(g/cm ³)	1.85	1.82 - 1.94	
Fiber Areal Weight	(g/m ²)	111	111 - 113	SRM 23B
Fiber Volume	(%)	50	47.6 - 55.2	
Ply Thickness	(in)	0.0035	0.00303 - 0.00375	

LAMINATE PROPERTY SUMMARY

	73°F/A							
[±45/0/∓ 45]								
Tension, x-axis	SS-S							
Tension, y-axis	SS-S							

Classes of data in Strength/Modulus/Poisson's Ratio/Strain-to-Failure order: A = A75, a = A55, B = B30, b = B18, M = Mean, I = Interim, S = Screening, - = no data (See Table 1.4.2(c))

MATERIAL:		S2-449 17k/SP 381 unidirectional tape				Table 6.2.2(a) SGI/Ep 111-UT S2-449/SP 381 Tension, 1-axis [0]₁₂ 73/A, -65/A, 180/A B18, Mean, Interim, Screening	
RESIN CONTENT:		29-36 wt%		COMP: DENSITY: 1.85-1.93 g/cm ³			
FIBER VOLUME:		47.6-54.0 %		VOID CONTENT: 0.0-0.17%			
PLY THICKNESS:		0.0032-0.0038 in.					
TEST METHOD:		MODULUS CALCULATION:					
SRM 4-88		Chord between 1000 and 6000 $\mu\epsilon$					
NORMALIZED BY:		Specimen thickness and batch fiber areal weight to 50% (0.0035 in. CPT)					
Temperature (°F)		73		-65		180	
Moisture Content (%)		Ambient		Ambient		Ambient	
Equilibrium at T, RH							
Source Code		70		70		70	
		Normalized	Measured	Normalized	Measured	Normalized	Measured
	Mean	255	248	267	274	225	225
	Minimum	243	228	233	251	218	216
	Maximum	277	274	287	302	237	234
	C.V.(%)	3.40	5.07	6.52	5.96	3.13	2.59
	F_1^{tu}	B-value	238	(2)	(1)	(1)	(1)
(ksi)	Distribution	Normal	ANOVA	Weibull	Weibull	Weibull	Weibull
	C ₁	255	13.6	274	281	228	228
	C ₂	8.65	3.53	21.3	18.1	32.9	43.2
	No. Specimens	21		11		11	
	No. Batches	4		2		2	
	Data Class	B18		Screening		Screening	
E_1^t	Mean	6.93	6.75	7.01	7.19	6.73	6.73
	Minimum	6.61	6.26	6.70	6.98	6.50	6.50
	Maximum	7.18	7.16	7.31	7.49	7.09	7.09
	C.V.(%)	2.29	4.37	2.98	2.19	2.80	2.95
(Msi)	No. Specimens	21		11		11	
	No. Batches	4		2		2	
	Data Class	Mean		Screening		Screening	
ν_{12}^t	Mean						
	No. Specimens						
	No. Batches						
	Mean	36800		38000		33400	
	Minimum	34600		33500		31000	
	Maximum	38600		40900		35100	
	C.V.(%)	3.09		5.85		3.84	
ϵ_1^{tu}	B-value	34100		(1)		(1)	
	Distribution	Weibull		Weibull		Weibull	
	C ₁	37300		39000		34000	
(μ ϵ)	C ₂	37.9		22.5		34.9	
	No. Specimens	21		11		11	
	No. Batches	4		2		2	
	Data Class	B18		Screening		Screening	

(1) Basis values are presented only for A and B data classes.

(2) B-basis values calculated from less than five batches of data using the ANOVA method are not presented.

MATERIAL:		S2-449 17k/SP 381 unidirectional tape				Table 6.2.2(b) SGI/Ep 111-UT S2-449/SP 381 Tension, 1-axis [0]₁₂ 160/W Screening	
RESIN CONTENT:	29-31 wt%	COMP: DENSITY:	1.90-1.93 g/cm ³				
FIBER VOLUME:	49.0-50.1 %	VOID CONTENT:	0.00%				
PLY THICKNESS:	0.0034-0.0038 in.						
TEST METHOD:	SRM 4-88		MODULUS CALCULATION:				
			Chord between 1000 and 6000 $\mu\epsilon$				
NORMALIZED BY:	Specimen thickness and batch fiber areal weight to 50% (0.0035 in. CPT)						
Temperature (°F)	160						
Moisture Content (%)	Wet						
Equilibrium at T, RH	(2)						
Source Code	70						
		Normalized	Measured	Normalized	Measured	Normalized	Measured
F_1^{tu} (ksi)	Mean	116	113				
	Minimum	107	108				
	Maximum	123	123				
	C.V.(%)	4.34	3.54				
	B-value	(1)	(1)				
	Distribution	Weibull	Normal				
	C_1	118	113				
C_2	26.8	4.01					
No. Specimens	13						
No. Batches	2						
Data Class	Screening						
E_1^t (Msi)	Mean	6.84	6.71				
	Minimum	6.50	6.49				
	Maximum	7.12	6.97				
	C.V.(%)	2.57	1.99				
	No. Specimens	13					
No. Batches	2						
Data Class	Screening						
ν_{12}^t	Mean						
	No. Specimens						
	No. Batches						
	Data Class						
ϵ_1^{tu} ($\mu\epsilon$)	Mean	16900					
	Minimum	15800					
	Maximum	18100					
	C.V.(%)	3.90					
	B-value	(1)					
	Distribution	Weibull					
	C_1	17200					
	C_2	28.7					
	No. Specimens	13					
	No. Batches	2					
Data Class	Screening						

(1) Basis values are presented only for A and B data classes.

(2) Conditioned in 160°F water for 14 days.

MATERIAL:		S2-449 17k/SP 381 unidirectional tape				Table 6.2.2(c) SGI/Ep 111-UT S2-449/SP 381 Tension, 2-axis [90]₂₀ 73/A, -65/A, 180/A, 160/W Screening	
RESIN CONTENT:	29-31 wt%	COMP: DENSITY:	1.88-1.92 g/cm ³				
FIBER VOLUME:	48.8-50.1 %	VOID CONTENT:	0.0%				
PLY THICKNESS:	0.0033-0.0036 in.						
TEST METHOD:	SRM 4-88		MODULUS CALCULATION:				
			Chord between 1000 and 3000 $\mu\epsilon$ (2)				
NORMALIZED BY:	Not normalized						
Temperature (°F)	73	-65	180	160			
Moisture Content (%)	Ambient	Ambient	Ambient	Wet			
Equilibrium at T, RH				(3)			
Source Code	70	70	70	70			
Mean	8.7	10.0	6.4	3.6			
Minimum	8.1	9.6	5.9	3.1			
Maximum	9.0	10.3	6.7	3.9			
C.V.(%)	3.9	3.6	4.0	9.0			
B-value	(1)	(4)	(1)	(1)			
Distribution	Normal		Normal	Normal			
C ₁	8.7		6.4	3.6			
C ₂	0.34		0.26	0.32			
No. Specimens	5	3	8	5			
No. Batches	1	1	2	1			
Data Class	Screening	Screening	Screening	Screening			
Mean	1.84	2.11	1.42	1.10			
Minimum	1.82	2.06	1.34	1.05			
Maximum	1.91	2.15	1.55	1.16			
C.V.(%)	2.05	2.14	6.43	4.59			
No. Specimens	5	3	4	5			
No. Batches	1	1	1	1			
Data Class	Screening	Screening	Screening	Screening			
Mean							
No. Specimens							
No. Batches							
Data Class							
Mean	4700	4730	4450	3280			
Minimum	4400	4500	4200	3000			
Maximum	4900	5000	4800	3600			
C.V.(%)	4.26	5.32	5.95	8.18			
B-value	(1)	(4)	(1)	(1)			
Distribution	Normal		Normal	Normal			
C ₁	4700		4450	3280			
C ₂	200.0		265	268			
No. Specimens	5	3	4	5			
No. Batches	1	1	1	1			
Data Class	Screening	Screening	Screening	Screening			

(1) Basis values are presented only for A and B data classes.

(2) Exception to SRM 4-88.

(3) Conditioned in 160°F water for 14 days.

(4) The statistical analysis is not completed for less than four specimens.

MATERIAL:		S2-449 17k/SP 381 unidirectional tape				Table 6.2.2(d) SGI/Ep 111-UT S2-449/SP 381 Compression, 1-axis [0]₁₂ 73/A, -65/A, 180/A Screening	
RESIN CONTENT:	28-29 wt%	COMP: DENSITY:	1.85-1.92 g/cm ³				
FIBER VOLUME:	50.1-54.0 %	VOID CONTENT:	0.22-1.53%				
PLY THICKNESS:	0.0032-0.0035 in.						
TEST METHOD:	SRM 1-88		MODULUS CALCULATION:		Chord between 1000 and 3000 $\mu\epsilon$		
NORMALIZED BY:	Specimen thickness and batch fiber areal weight to 50% (0.0035 in. CPT)						
Temperature (°F)	73		-65		180		
Moisture Content (%)	Ambient		Ambient		Ambient		
Equilibrium at T, RH	70		70		70		
Source Code	70		70		70		
	Normalized	Measured	Normalized	Measured	Normalized	Measured	
Mean	172	178	166	177	165	175	
Minimum	145	142	147	152	146	155	
Maximum	193	198	184	198	185	196	
C.V.(%)	8.09	9.35	6.62	7.46	6.81	7.28	
F_1^{cu}	(1)	(1)	(1)	(1)	(1)	(1)	
Distribution	Weibull	Weibull	Weibull	Weibull	Weibull	Weibull	
(ksi) C_1	178	185	171	183	170	181	
C_2	15.2	14.7	17.7	16.0	16.6	16.4	
No. Specimens	13		13		12		
No. Batches	2		2		2		
Data Class	Screening		Screening		Screening		
Mean	6.86	7.14	6.91	7.19	6.97	7.47	
Minimum	6.43	6.81	6.63	6.96	6.63	7.19	
Maximum	7.24	7.52	7.10	7.49	7.24	7.59	
C.V.(%)	3.79	3.39	2.35	2.22	3.18	1.85	
E_1^c	10		10		10		
(Msi) No. Batches	2		2		2		
Data Class	Screening		Screening		Screening		
Mean							
No. Specimens							
No. Batches							
Data Class							
Mean							
Minimum							
Maximum							
C.V.(%)							
ϵ_1^{cu}							
($\mu\epsilon$) B-value							
Distribution							
C_1							
C_2							
No. Specimens							
No. Batches							
Data Class							

(1) Basis values are presented only for A and B data classes.

MATERIAL:		S2-449 17k/SP 381 unidirectional tape				Table 6.2.2(e) SGI/Ep 111-UT S2-449/SP 381 Compression, 1-axis [0]₁₂ 160/W Screening	
RESIN CONTENT:	28-29 wt%	COMP: DENSITY:	1.85-1.92 g/cm ³				
FIBER VOLUME:	50.1-54.0 %	VOID CONTENT:	0-1.15%				
PLY THICKNESS:	0.0033-0.0037 in.						
TEST METHOD:	SRM 1-88		MODULUS CALCULATION:		Chord between 1000 and 3000 $\mu\epsilon$		
NORMALIZED BY:	Specimen thickness and batch fiber areal weight to 50% (0.0035 in. CPT)						
Temperature (°F)	160						
Moisture Content (%)	Wet						
Equilibrium at T, RH	(2)						
Source Code	70						
		Normalized	Measured	Normalized	Measured	Normalized	Measured
F_1^{cu} (ksi)	Mean	135	137				
	Minimum	124	123				
	Maximum	143	146				
	C.V.(%)	3.51	4.83				
	B-value	(1)	(1)				
	Distribution	Nonpara.	ANOVA				
	C_1	6	8.02				
C_2	2.14	16.7					
	No. Specimens	10					
	No. Batches	2					
	Data Class	Screening					
E_1^c (Msi)	Mean	6.96	6.97				
	Minimum	6.69	6.75				
	Maximum	7.24	7.23				
	C.V.(%)	2.44	2.16				
	No. Specimens	10					
No. Batches	2						
	Data Class	Screening					
ν_{12}^c	Mean						
	No. Specimens						
	No. Batches						
	Data Class						
ϵ_1^{cu} ($\mu\epsilon$)	Mean						
	Minimum						
	Maximum						
	C.V.(%)						
	B-value						
	Distribution						
	C_1						
	C_2						
	No. Specimens						
	No. Batches						
Data Class							

(1) Basis values are presented only for A and B data classes.

(2) Conditioned in 160°F water for 14 days.

MATERIAL:		S2-449 17k/SP 381 unidirectional tape				Table 6.2.2(f) SGI/Ep 111-UT S2-449/SP 381 Shear, 12-plane [±45]_{SS} 73/A, -65/A, 180/A, 160/W Interim, Screening	
RESIN CONTENT:	29-32 wt%	COMP: DENSITY:	1.85-1.89 g/cm ³				
FIBER VOLUME:	48.8-51.6 %	VOID CONTENT:	0-0.74%				
PLY THICKNESS:	0.0032-0.0037 in.						
TEST METHOD:	SRM 7-88		MODULUS CALCULATION:				
			Chord between 1000 and 3000 με , axial				
NORMALIZED BY:	Not normalized						
Temperature (°F)	73	-65	180	160			
Moisture Content (%)	Ambient	Ambient	Ambient	Wet			
Equilibrium at T, RH				(2)			
Source Code	70	70	70	70			
Mean	19.7	25.7	15.0	11.1			
Minimum	18.9	24.7	14.0	10.7			
Maximum	20.3	26.2	15.5	11.9			
C.V.(%)	2.18	1.85	2.67	3.43			
B-value	(1)	(1)	(1)	(1)			
Distribution	Weibull	Weibull	ANOVA	ANOVA			
F_{12}^{su}							
(ksi) C ₁	20.0	25.9	0.452	0.442			
C ₂	61.1	73.2	4.88	5.83			
No. Specimens	16	16	16	14			
No. Batches	3	3	3	3			
Data Class	Interim	Interim	Interim	Screening			
Mean	0.681	0.808	0.539	0.467			
Minimum	0.627	0.772	0.513	0.440			
Maximum	0.745	0.850	0.583	0.490			
C.V.(%)	5.29	3.32	4.06	2.96			
G_{12}							
(Msi) No. Specimens	9	9	10	10			
No. Batches	2	2	2	2			
Data Class	Screening	Screening	Screening	Screening			

- (1) Basis values are presented only for A and B data classes.
(2) Conditioned in 160°F water for 14 days.

MATERIAL:		S2-449 17k/SP 381 unidirectional tape				Table 6.2.2(g) SGI/Ep 111-UT S2-449/SP 381 SBS, 31-plane [0]₃₀ 73/A, -65/A, 180/A, 160/W Screening	
RESIN CONTENT:	27-35 wt%	COMP: DENSITY:	1.85-1.94 g/cm ³				
FIBER VOLUME:	48.3-55.2 %	VOID CONTENT:	0.0-0.12%				
PLY THICKNESS:	0.0029-0.0035 in.						
TEST METHOD:	SRM 8-88		MODULUS CALCULATION:				
NORMALIZED BY:	Not normalized						
Temperature (°F)	73	-65	180	160			
Moisture Content (%)	Ambient	Ambient	Ambient	Wet			
Equilibrium at T, RH				(2)			
Source Code	70	70	70	70			
Mean	12.6	14.9	9.5	7.6			
Minimum	11.6	13.1	9.1	7.0			
Maximum	13.7	16.8	9.8	8.7			
C.V.(%)	4.64	6.89	2.2	7.1			
B-value	(1)	(1)	(1)	(1)			
F_{31}^{sbs} Distribution	ANOVA	Weibull	Normal	ANOVA			
(ksi) C ₁	0.613	15.4	9.5	0.63			
C ₂	2.77	17.1	0.21	5.2			
No. Specimens	32	14	17	18			
No. Batches	5	2	3	3			
Data Class	Screening	Screening	Screening	Screening			

- (1) Short beam strength test data are approved for Screening Data Class only.
- (2) Conditioned in 160°F water for 14 days.

MATERIAL:		S2-449 17k/SP 381 unidirectional tape				Table 6.2.2(h) SGI/Ep 111-UT S2-449/SP 381 SBS, 31-plane [0]₃₀ 73/Fluids Screening	
RESIN CONTENT:	27-30 wt%	COMP: DENSITY:	1.92-1.94 g/cm ³				
FIBER VOLUME:	50.1-51.6 %	VOID CONTENT:	0.0-0.12%				
PLY THICKNESS:	0.0033-0.0037 in.						
TEST METHOD:	SRM 8-88		MODULUS CALCULATION:				
NORMALIZED BY:	Not normalized						
Temperature (°F)	73	73	73	73			
Moisture Content (%)	(2)	(3)	(4)	(5)			
Equilibrium at T, RH							
Source Code	70	70	70	70			
Mean	12.0	12.4	12.6	12.1			
Minimum	10.7	10.9	11.3	10.5			
Maximum	13.0	13.4	13.5	12.8			
C.V.(%)	5.20	5.81	4.44	5.22			
B-value	(1)	(1)	(1)	(1)			
Distribution	Weibull	Weibull	Weibull	ANOVA			
F_{31}^{sbs}							
(ksi) C ₁	12.3	12.7	12.9	0.683			
C ₂	24.0	21.9	27.8	9.78			
No. Specimens	12	14	14	14			
No. Batches	2	2	2	2			
Data Class	Screening	Screening	Screening	Screening			

- (1) Short beam strength test data are approved for Screening Data Class only.
- (2) Conditioned in MIL-A-8243 Anti-Icing Fluid at 32°F for 30 days.
- (3) Conditioned in MIL-H-83282 hydraulic fluid at 160°F for 90 days. MIL-H-83282 was converted to MIL-PRF-83282 on September 30, 1997.
- (4) Conditioned in MIL-H-5606 hydraulic fluid at 160°F for 90 days.
- (5) Conditioned in MIL-T-5624 fuel at 75°F for 90 days. MIL-T-5624 was converted to MIL-PRF-5624 on November 22, 1996.

MATERIAL:		S2-449 17k/SP 381 unidirectional tape				Table 6.2.2(i) SGI/Ep 111-UT S2-449/SP 381 SBS, 31-plane [0]₃₀ 73/Fluids Screening	
RESIN CONTENT:	27-30 wt%	COMP: DENSITY:	1.92-1.94 g/cm ³				
FIBER VOLUME:	50.1-51.6 %	VOID CONTENT:	0.0-0.12%				
PLY THICKNESS:	0.0033-0.0037 in.						
TEST METHOD:	SRM 8-88		MODULUS CALCULATION:				
NORMALIZED BY:	Not normalized						
Temperature (°F)	73	73	73	73			
Moisture Content (%)	(2)	(3)	(4)	(5)			
Equilibrium at T, RH							
Source Code	70	70	70	70			
Mean	12.6	12.6	11.8	11.9			
Minimum	10.3	11.6	11.1	10.2			
Maximum	13.5	13.6	12.4	12.9			
C.V.(%)	6.49	3.86	3.79	6.19			
B-value	(1)	(1)	(1)	(1)			
Distribution	Weibull	Weibull	Weibull	Weibull			
F_{31}^{sbs}							
(ksi) C ₁	12.9	12.8	12.0	12.2			
C ₂	23.1	26.6	32.8	21.5			
No. Specimens	14	14	13	13			
No. Batches	2	2	2	2			
Data Class	Screening	Screening	Screening	Screening			

- (1) Short beam strength test data are approved for Screening Data Class only.
- (2) Conditioned in MIL-L-23699 lubricating oil at 160°F for 90 days. MIL-L-23699 was converted to MIL-PRF-23699 on May 21, 1997.
- (3) Conditioned in MIL-L-7808 lubricating oil at 160°F for 90 days. MIL-L-7808 was converted to MIL-PRF-7808 on May 2, 1997.
- (4) Conditioned in MIL-C-87936 cleaning fluid at 75°F for 7 days. MIL-C-87936 was canceled on March 1, 1995 and replaced with MIL-C-87937. MIL-C-87937 was converted to MIL-PRF-87937 on August 14, 1997.
- (5) Conditioned in ASTM D 740 methyl ethyl ketone (MEK) at 75°F for 7 days.

MATERIAL:		S2-449 17k/SP 381 unidirectional tape				Table 6.2.2(j) SGI/Ep 111-UT S2-449/SP 381 Tension, x-axis [±45/0/±45]_{2S} 73/A Screening	
RESIN CONTENT:	29-32 wt%	COMP: DENSITY:	1.88-1.89 g/cm ³				
FIBER VOLUME:	50.1-51.6 %	VOID CONTENT:	0.0-0.74%				
PLY THICKNESS:	0.0034-0.0036 in.						
TEST METHOD:	SRM 4-88		MODULUS CALCULATION:			Chord between 1000 and 3000 με	
NORMALIZED BY:	Specimen thickness and batch fiber areal weight to 50% (0.0035 in. CPT)						
Temperature (°F)	73						
Moisture Content (%)	Ambient						
Equilibrium at T, RH	70						
Source Code							
		Normalized	Measured	Normalized	Measured	Normalized	Measured
F_x^{tu} (ksi)	Mean	69.7	71.4				
	Minimum	68.1	69.8				
	Maximum	72.5	73.9				
	C.V.(%)	1.78	1.92				
	B-value	(1)	(1)				
	Distribution	Normal	Weibull				
	C ₁	69.7	72.1				
C ₂	1.24	55.0					
No. Specimens	10						
No. Batches	2						
Data Class	Screening						
E_x^t (Msi)	Mean	2.90	2.97				
	Minimum	2.80	2.85				
	Maximum	2.96	3.08				
	C.V.(%)	1.86	2.30				
	No. Specimens	10					
No. Batches	2						
Data Class	Screening						
ν_{xy}^t	Mean						
	No. Specimens						
	No. Batches						
Data Class							
ϵ_x^{tu} (με)	Mean		24100				
	Minimum		23300				
	Maximum		25200				
	C.V.(%)		2.49				
	B-value		(1)				
	Distribution		Weibull				
	C ₁		24400				
	C ₂		40.9				
	No. Specimens	10					
No. Batches	2						
Data Class	Screening						

(1) Basis values are presented only for A and B data classes.

MATERIAL:		S2-449 17k/SP 381 unidirectional tape				Table 6.2.2(k) SGI/Ep 111-UT S2-449/SP 381 Tension, y-axis [±45/90/±45]_{2S} 73/A Screening	
RESIN CONTENT:	30-32 wt%	COMP: DENSITY:	1.87-1.88 g/cm ³				
FIBER VOLUME:	50.1 %	VOID CONTENT:	0.0-0.60%				
PLY THICKNESS:	0.0035-0.0036 in.						
TEST METHOD:	SRM 4-88		MODULUS CALCULATION:			Chord between 1000 and 3000 με	
NORMALIZED BY:	Specimen thickness and batch fiber areal weight to 50% (0.0035 in. CPT)						
Temperature (°F)	73						
Moisture Content (%)	Ambient						
Equilibrium at T, RH	70						
Source Code							
		Normalized	Measured	Normalized	Measured	Normalized	Measured
F _y ^{tu} (ksi)	Mean	36.2	36.6				
	Minimum	35.3	35.8				
	Maximum	37.1	37.6				
	C.V.(%)	1.77	1.77				
	B-value	(1)	(1)				
	Distribution	ANOVA	ANOVA				
	C ₁	0.813	0.755				
C ₂	18.6	14.8					
No. Specimens	10						
No. Batches	2						
Data Class	Screening						
E _y ^t (Msi)	Mean	2.21	2.24				
	Minimum	2.14	2.17				
	Maximum	2.28	2.31				
	C.V.(%)	1.88	2.01				
	No. Specimens	10					
No. Batches	2						
Data Class	Screening						
ν _{xy} ^t	Mean						
	No. Specimens						
	No. Batches						
Data Class							
ε _y ^{tu} (με)	Mean		16400				
	Minimum		15600				
	Maximum		16800				
	C.V.(%)		2.40				
	B-value		(1)				
	Distribution		Weibull				
	C ₁		16500				
C ₂		58.7					
No. Specimens	10						
No. Batches	2						
Data Class	Screening						

(1) Basis values are presented only for A and B data classes.

6.2.3 7781G 816/PR381 plain weave fabricMaterial Description:

Material: 7781 E-glass/3M PR381

Form: Fiber areal weight of 300 g/m², typical cured resin content of 32-38%, typical cured ply thickness of 0.009 - 0.0105 inches.

Processing: Autoclave cure; 260° F, 50 psi for two hours

General Supplier Information:

Fiber: Continuous, E-glass fiber. Typical tensile modulus is 10×10^6 psi. Typical tensile strength is 500,000 psi.

Matrix: PR381 is a 250°F curing epoxy resin providing properties similar to conventional 350°F curing systems. Light tack for up to 30 days at 75°F.

Maximum Short Term Service Temperature: 220°F (dry), 160°F (wet)

Typical applications: Aircraft secondary structure, fuselage skins and general industrial applications where improved fatigue and excellent mechanical strengths are required.

6.2.3 7781 G-816/PR381 plain weave fabric

MATERIAL:	7781G 816/PR 381 plain weave fabric		EGI/Ep 300-PW 7781G/PR 381 Summary	
FORM:	3M SP 381/7781 E-Glass Fabric Prepreg, 57 Yarn Count/in. (Warp), 54 Yarn Count/in. (Fill)			
FIBER:	Clark-Schwebel 7781 E-glass Fabric, per MIL-C-9084C Type VIII B, Yarn DE-75 1/0.0 twist, no surface treatment, 558 Finish	MATRIX: 3M PR 381		
T _g (ambient):	282/F	T _g (wet): 225 /F		T _g METHOD: SRM-18, DMA E' knee
PROCESSING:	Autoclave cure: 260/F, 100 min., 50 psi			

Date of fiber manufacture	11/92 - 7/95	Date of testing	3/93 - 4/96
Date of resin manufacture	12/92 - 3/96	Date of data submittal	6/96
Date of prepreg manufacture	12/92 - 3/96	Date of analysis	8/97
Date of composite manufacture	3/93 - 4/96		

LAMINA PROPERTY SUMMARY

	73/F/A		220/F/A				
Tension, 1-axis	II-I		SS-S				
Tension, 2-axis							
Tension, 3-axis							
Compression, 1-axis							
Compression, 2-axis							
Compression, 3-axis							
Shear, 12-plane							
Shear, 23-plane							
Shear, 31-plane							
SBS, 31-plane	S---						
Flexure	I---		S---				

Classes of data in Strength/Modulus/Poisson's Ratio/Strain-to-Failure order: A = A75, a = A55, B = B30, b = B18, M = Mean, I = Interim, S = Screening, - = no data (See Table 1.4.2(c))

	Nominal	As Submitted	Test Method
Fiber Density (g/cm ³)	2.6		ASTM C 693
Resin Density (g/cm ³)			ASTM D 792
Composite Density (g/cm ³)	1.85	1.75 - 2.04	ASTM D 792
Fiber Areal Weight (g/m ²)	300	288 - 297	SRM 23B
Fiber Volume (%)	48	43.0 - 50.9	SRM 10
Ply Thickness (in)	0.0099	0.0087 - 0.0104	

LAMINATE PROPERTY SUMMARY

Classes of data in Strength/Modulus/Poisson's Ratio/Strain-to-Failure order: A = A75, a = A55, B = B30, b = B18, M = Mean, I = Interim, S = Screening, - = no data (See Table 1.4.2(c))

MATERIAL: 7781G 816/PR 381 plain weave fabric		Table 6.2.3(a) EG/Ep 300-PW 7781G/PR 381 Tension, 1-axis [0]_s 73/A, 220/A Interim, Screening	
RESIN CONTENT: 34-36 wt%	COMP. DENSITY: 1.75-1.97 g/cm ³		
FIBER VOLUME: 43.0-48.4%	VOID CONTENT: -		
PLY THICKNESS: 0.0091-0.0104 in.			
TEST METHOD: SRM 4-88 (1)	MODULUS CALCULATION: Chord between 1000 and 6000 $\mu\epsilon$		
NORMALIZED BY: Specimen thickness and batch fiber areal weight to 50% (0.0091 in. CPT)			
Temperature(°F)	73	220	
Moisture Content(%)	Ambient	Ambient	
Equilibrium at T, RH			
Source Code	72	72	
	Normalized	Measured	Normalized Measured
Mean	74.9	70.9	71.3 67.5
Minimum	70.4	62.9	67.0 60.5
Maximum	79.6	77.8	77.4 74.4
C.V. (%)	3.66	7.07	4.02 5.89
F_1^{tu}	(2)	(2)	(2) (2)
Distribution	ANOVA	ANOVA	Weibull ANOVA
C_1	2.90	5.37	72.7 4.22
C_2	3.10	3.26	24.9 3.45
No. Specimens	16		13
No. Batches	5		4
Data Class	Interim		Screening
Mean	3.83	3.64	3.64 3.44
Minimum	3.70	3.37	3.45 3.24
Maximum	3.97	3.96	3.75 3.77
C.V. (%)	2.63	4.51	2.78 5.40
E_1^t			
(Msi) No. Specimens	15		13
No. Batches	5		4
Data Class	Interim		Screening
Mean			
No. Specimens			
No. Batches			
Data Class			
Mean		17800	19600
Minimum		15200	18400
Maximum		19600	21100
C.V. (%)		6.23	4.01
ϵ_1^{tu}		(2)	(2)
Distribution		ANOVA	Weibull
C_1		1310	20000
C_2		3.32	25.7
No. Specimens	15		13
No. Batches	5		4
Data Class	Interim		Screening

- (1) Three batches were tested according to SRM 4R-94 with modulus calculated as noted above.
(2) Basis values are presented only for A and B data classes.

MATERIAL: 7781G 816/PR 381 plain weave fabric		Table 6.2.3(b) EG/Ep 300-PW 7781G/PR 381 SBS, 13-axis [0]_{5s} 73/A Screening				
RESIN CONTENT: 34-36 wt%	COMP. DENSITY: 1.76-2.04 g/cm ³					
FIBER VOLUME: 43.0-50.9%	VOID CONTENT: %					
PLY THICKNESS: 0.0088-0.0103 in.						
TEST METHOD: SRM 8-88 (1)	MODULUS CALCULATION: NA					
NORMALIZED BY: Not normalized						
Temperature(°F)	73					
Moisture Content(%)	Ambient					
Equilibrium at T, RH						
Source Code	72					
Mean	10.4					
Minimum	9.6					
Maximum	11.5					
C.V. (%)	4.8					
F ₁₃ ^{sbs} (ksi)	B-value	(2)				
	Distribution	ANOVA				
	C ₁	0.53				
	C ₂	3.2				
	No. Specimens	22				
	No. Batches	5				
	Data Class	Screening				

- (1) Three batches were tested according to SRM 8R-94.
- (2) Short beam strength test data are approved for Screening Data Class only.

MATERIAL: 7781G 816/PR 381 plain weave fabric		Table 6.2.3(c) EGI/Ep 300-PW 7781G/PR 381 Flexure [0]_{5s} 73/A, 220/A Interim, Screening				
RESIN CONTENT: 34-36 wt%	COMP. DENSITY: 1.76-1.97 g/cm ³					
FIBER VOLUME: 43.4-48.7%	VOID CONTENT: %					
PLY THICKNESS: 0.0091-0.0103 in.						
TEST METHOD: ASTM D 790 Method 1	MODULUS CALCULATION: NA					
NORMALIZED BY: Not normalized						
Temperature(°F)	73 Ambient	220 Ambient				
Moisture Content(%) Equilibrium at T, RH						
Source Code	72	72				
F ^{flex} (ksi)	Mean	109	93.2			
	Minimum	94.2	83.4			
	Maximum	121	104			
	C.V. (%)	7.52	8.15			
	B-value	(1)	(1)			
	Distribution	ANOVA	ANOVA			
	C ₁	8.92	8.45			
	C ₂	3.33	4.13			
	No. Specimens	21	14			
	No. Batches	5	4			
Data Class	Interim	Screening				

(1) Basis values are presented only for A and B data classes.

6.2.4 E-Glass 7781/EA9396 8-harness satin weave fabric

Material Description:

Material: E7781/EA9396

Form: Eight harness satin fabric of style 7781, fiber areal weight of 295 g/m², dry fabric impregnated in a wet lay-up process, typical cured resin content of 25.9 to 30.4%, typical cured ply thickness of 0.008 inches.

Processing: Vacuum Bag cure; 200°F, 25 inches Hg, 45 minutes

General Supplier Information:

Fiber: Continuous E-glass fiber woven by Hexcel using F-16 (Volan-A) sizing. Typical tensile modulus is 10×10^6 psi. Typical tensile strength is 500,000 psi.

Matrix: EA9396 is a 200°F curing toughened epoxy resin with improved hot/wet properties. 75 minute pot life for 1 lb batch. This resin is a two part, unfilled version of EA 9394.

Maximum Short Term Service Temperature: Not determined from available data, but at least 150°F.

Typical applications: Aircraft repair

Data Analysis Summary:

1. This material was tested at fiber volumes that may be higher than what are typically used for repair. Data should be substantiated if used at lower fiber volumes.
2. Glass transition temperature (T_g) values were not reported because they were determined on neat resin using a non-standard method.
3. Wet properties are very low because of the glass and sizing combination.
4. Contrary to expectations, the fill tensile strengths and stiffnesses were greater than the warp properties.
5. Most tension failures were under the tabs, but were included since the strengths were consistent with correct failure modes.
6. Variability between batches is high. Documentation does not reveal a reason.
7. High end outliers for the following properties were discarded:
 - a. Transverse tension strain at 72°F ambient
 - b. Transverse tension modulus at -65°F ambient and 72°F wet
 - c. Transverse compression modulus at 72°F wet
8. Data are from publicly available report, Reference 4.2.27.
9. Test method dates were assumed from the testing dates rather than obtained from the data source.

6.2.4 E-Glass 7781/EA 9396 8-harness satin weave fabric *

MATERIAL:	E-Glass 7781/EA 9396 8-harness satin weave fabric			EGI/Ep 295-8HS E-7781/EA 9396 Summary	
FORM:	Dry E-Glass fabric impregnated with epoxy resin in a wet lay-up impregnation process.				
FIBER:	Hexcel/Burlington 7781, F-16 Volan A-Type/538 Silane sizing	MATRIX:	Dexter-Hysol EA 9396		
T _g (dry):	(1)	T _g (wet):	(1)		T _g METHOD:
PROCESSING:	Vacuum Bag Cure: 200°F, 45 min., 25 in. Hg.				

(1) See Data Analysis Note #2 in data set description

* ALL DOCUMENTATION PRESENTLY REQUIRED WERE NOT SUPPLIED FOR THIS MATERIAL.

Date of fiber manufacture		Date of testing	11/88-5/91
Date of resin manufacture	8/88-10/88	Date of data submittal	3/98
Date of prepreg manufacture	NA	Date of analysis	8/98
Date of composite manufacture	11/88-5/91		

LAMINA PROPERTY SUMMARY

	72°F/A		-65°F/A	200°F/A		-65°F/W	72°F/W	200°F/W
Tension, 1-axis	IISI						IISI	
Tension, 2-axis	IISS		IISS	IISI		IISI	ISSI	IISI
Tension, 3-axis								
Compression, 1-axis	II-I						II-I	
Compression, 2-axis	II-I		II-I	SS-S		II-I	SS-S	II-I
Compression, 3-axis								
Shear, 12-plane	II--		II--	II--		II--	II--	II--
Shear, 23-plane								
Shear, 31-plane								

Classes of data in Strength/Modulus/Poisson's Ratio/Strain-to-Failure order: A = A75, a = A55, B = B30, b = B18, M = Mean, I = Interim, S = Screening, - = no data (See Table 1.4.2(c))

* ALL DOCUMENTATION PRESENTLY REQUIRED WERE NOT SUPPLIED FOR THIS MATERIAL.

		Nominal	As Submitted	Test Method
Fiber Density	(g/cm ³)	2.54		D 792
Resin Density	(g/cm ³)	1.14		
Composite Density	(g/cm ³)	1.91	1.88-1.96	D 792
Fiber Areal Weight	(g/m ²)	295		
Fiber Volume	(%)	54	51.2-56.9	D 2584
Ply Thickness	(in)	0.0085	0.0083-0.0087	

Nominal composite densities assume void content of 0%.

LAMINATE PROPERTY SUMMARY

Classes of data in Strength/Modulus/Poisson's Ratio/Strain-to-Failure order: A = A75, a = A55, B = B30, b = B18, M = Mean, I = Interim, S = Screening, - = no data (See Table 1.4.2(c))

* ALL DOCUMENTATION PRESENTLY REQUIRED WERE NOT SUPPLIED FOR THIS MATERIAL.

MATERIAL:		E-Glass 7781/EA 9396 8-harness satin weave fabric				Table 6.2.4(a) EG/Ep 295-8HS E-7781/EA 9396 Tension, 1-axis [0]_s 72/A,72/W Interim, Screening	
RESIN CONTENT:	25.9-27.7 wt%	COMP: DENSITY:	1.89-1.93 g/cm ³				
FIBER VOLUME:	54.1-55.8 %	VOID CONTENT:	3.7-5.4%				
PLY THICKNESS:	0.0085-0.0086 in.						
TEST METHOD:	ASTM D 3039-76		MODULUS CALCULATION:		Chord between 1000 and 3000με		
NORMALIZED BY:	Specimen thickness and batch fiber areal weight to 50% fiber volume (0.0085 in. CPT)						
Temperature (°F)	72		72				
Moisture Content (%)	Ambient		(1)				
Equilibrium at T, RH			140, 95-100				
Source Code	30		30				
		Normalized	Measured	Normalized	Measured	Normalized	Measured
F ₁ ^{tu} (ksi)	Mean	48.3	51.8	15.7	16.4		
	Minimum	45.5	48.0	13.4	13.6		
	Maximum	54.1	57.9	17.0	18.3		
	C.V.(%)	4.77	5.17	6.44	7.74		
	B-value	(2)	(2)	(2)	(2)		
	Distribution	Nonpara.	Normal	Weibull	Weibull		
	C ₁	8	51.8	16.1	16.9		
C ₂	1.54	2.68	17.8	15.8			
No. Specimens	15		15				
No. Batches	3		3				
Data Class	Interim		Interim				
E ₁ ^t (Msi)	Mean	3.39	3.62	3.16	3.30		
	Minimum	3.25	3.45	2.97	3.07		
	Maximum	3.48	3.77	3.30	3.52		
	C.V.(%)	2.18	2.51	2.64	3.93		
	No. Specimens	15		15			
No. Batches	3		3				
Data Class	Interim		Interim				
ν ₁₂ ^t	Mean	0.115		0.084			
	No. Specimens	6		7			
	No. Batches	3		3			
	Data Class	Screening		Screening			
ε ₁ ^{tu} (με)	Mean	17700		5100			
	Minimum	16400		4260			
	Maximum	21800		5850			
	C.V.(%)	7.72		8.83			
	B-value	(2)		(2)			
Distribution	Nonpara.		Weibull				
C ₁	8		5290				
C ₂	1.54		13.8				
No. Specimens	15		15				
No. Batches	3		3				
Data Class	Interim		Interim				

(1) Unknown weight gain

(2) Basis values are presented only for A and B data classes.

(3) Most failures were under the tabs, but were included since the strengths were consistent with correct failure modes.

* ALL DOCUMENTATION PRESENTLY REQUIRED WERE NOT SUPPLIED FOR THIS MATERIAL.

Temperature (°F)		72 Ambient		-65 Ambient		200 Ambient	
Moisture Content (%)		30		30		30	
Equilibrium at T, RH							
Source Code							
		Normalized	Measured	Normalized	Measured	Normalized	Measured
F_2^u (ksi)	Mean	50.5	54.3	67.2	71.9	42.4	45.2
	Minimum	45.1	48.5	56.7	59.2	35.4	37.0
	Maximum	54.1	59.0	78.7	83.2	47.9	50.5
	C.V.(%)	5.96	6.14	8.62	9.03	6.42	6.80
	B-value Distribution	(1) Weibull	(1) Weibull	(1) Weibull	(1) ANOVA	(1) Weibull	(1) Weibull
C_1		51.8	55.7	69.7	74.7	43.6	46.5
	C_2	19.5	20.5	11.2	36.8	15.4	18.3
E_2^t (Msi)	Mean	3.41	3.67	3.89	4.15	3.31	3.53
	Minimum	3.25	3.38	3.74	3.97	3.19	3.36
	Maximum	3.82	4.15	3.96	4.30	3.48	3.68
	C.V.(%)	5.39	6.11	1.63	2.68	2.50	2.79
v_{21}^t	Mean	0.127		0.157		0.101	
	No. Specimens	6		7		6	
	No. Batches	3		3		3	
Data Class	Screening		Screening		Screening		
ϵ_2^u ($\mu\epsilon$)	Mean	18200		24000		14400	
	Minimum	15400		20500		9750	
	Maximum	20300		26200		16500	
	C.V.(%)	8.37		7.76		11.6	
	B-value Distribution	(1) Weibull		(1) Normal		(1) Weibull	
C_1		18900		24000		15000	
	C_2	15.7		1870		13.0	
Data Class	No. Specimens	14		7		15	
	No. Batches	3		3		3	
	Data Class	Screening		Screening		Interim	

Table 6.2.4(b)
EG/Ep 295-8HS
E-7781/EA 9396
Tension, 2-axis
[0]_rs
72/A, -65/A, 200/A
Interim, Screening

(1) Basis values are presented only for A and B data classes.

* ALL DOCUMENTATION PRESENTLY REQUIRED WERE NOT SUPPLIED FOR THIS MATERIAL.

MATERIAL:		E-Glass 7781/EA 9396 8-harness satin weave fabric				Table 6.2.4(c) EG/Ep 295-8HS E-7781/EA 9396 Tension, 2-axis [0]_r_s -65/W, 72/W, 200/W Interim, Screening	
RESIN CONTENT:	25.9-27.7 wt%	COMP. DENSITY:	1.89-1.94 g/cm ³				
FIBER VOLUME:	54.0-56.5 %	VOID CONTENT:	3.7-5.4 %				
PLY THICKNESS:	0.0085-0.0086 in.						
TEST METHOD:	ASTM D 3039-76		MODULUS CALCULATION:				
			Chord between 1000 and 3000µε				
NORMALIZED BY:	Specimen thickness and batch fiber areal weight to 50% fiber volume (0.0085 in. CPT)						
Temperature (°F)	-65		72		200		
Moisture Content (%)	(1)		(1)		(1)		
Equilibrium at T, RH	140, 95-100		140, 95-100		140, 95-100		
Source Code	30		30		30		
	Normalized	Measured	Normalized	Measured	Normalized	Measured	
	Mean	19.7	21.2	16.3	17.5	12.6	13.5
	Minimum	14.4	15.5	14.6	15.7	11.2	11.9
	Maximum	23.0	25.2	18.8	20.4	14.3	15.9
	C.V.(%)	10.9	12.3	8.11	8.42	6.17	7.04
F_2^u (ksi)	B-value Distribution	(2) Weibull	(2) Weibull	(2) ANOVA	(2) ANOVA	(2) Weibull	(2) Normal
	C ₁	20.5	22.3	1.44	1.59	13.0	13.5
	C ₂	10.5	10.1	4.06	4.37	14.3	0.953
	No. Specimens	15		15		15	
	No. Batches	3		3		3	
	Data Class	Interim		Interim		Interim	
E_2^t (Msi)	Mean	3.54	3.81	3.01	3.22	2.81	3.01
	Minimum	3.32	3.47	2.89	3.09	2.44	2.58
	Maximum	3.74	4.03	3.11	3.36	3.52	3.67
	C.V.(%)	2.97	3.65	1.96	2.47	11.7	11.5
	No. Specimens	15		13		15	
	No. Batches	3		3		3	
	Data Class	Interim		Screening		Interim	
v_{21}^t	Mean	0.135		0.066		0.079	
	No. Specimens	6		6		6	
	No. Batches	3		3		3	
	Data Class	Screening		Screening		Screening	
	Mean	6240		5420		4470	
	Minimum	4000		3040		3360	
	Maximum	7300		6510		4900	
	C.V.(%)	14.2		19.2		10.6	
ϵ_2^u (µε)	B-value Distribution	(2) ANOVA		(2) ANOVA		(2) Nonpara.	
	C ₁	936		1120		8	
	C ₂	3.88		4.58		1.54	
	No. Specimens	15		15		15	
	No. Batches	3		3		3	
	Data Class	Interim		Interim		Interim	

(1) Unknown weight gain

(2) Basis values are presented only for A and B data classes.

* ALL DOCUMENTATION PRESENTLY REQUIRED WERE NOT SUPPLIED FOR THIS MATERIAL.

MATERIAL:		E-Glass 7781/EA 9396 8-harness satin weave fabric				Table 6.2.4(d) EG/Ep 295-8HS E-7781/EA 9396 Compression, 1-axis [0_i]₁₆ 72/A,72/W Interim	
RESIN CONTENT:	27.6-30.4 wt%	COMP: DENSITY:	1.89-1.93 g/cm ³				
FIBER VOLUME:	54.1-55.8%	VOID CONTENT:	3.7-5.4%				
PLY THICKNESS:	0.0085-0.0086 in.						
TEST METHOD:	MODULUS CALCULATION:						
ASTM D 3410B-87	Chord between 1000 and 3000µε						
NORMALIZED BY:	Specimen thickness and batch fiber areal weight to 50% fiber volume (0.0085 in. CPT)						
Temperature (°F)	72		72				
Moisture Content (%)	Ambient		1.68-2.33				
Equilibrium at T, RH			(1)				
Source Code	30		30				
	Normalized	Measured	Normalized	Measured	Normalized	Measured	
F ₁ ^{cu} (ksi)	Mean	46.4	49.6	20.3	21.0		
	Minimum	41.1	43.9	11.2	11.0		
	Maximum	51.2	55.5	26.3	27.0		
	C.V.(%)	5.96	5.84	27.6	27.8		
	B-value Distribution	(2) Weibull	(2) Weibull	(2) ANOVA	(2) ANOVA		
C ₁		47.6	51.0	6.40	6.71		
	C ₂	17.5	18.5	4.91	5.67		
No. Specimens	15		15				
No. Batches	3		3				
Data Class	Interim		Interim				
E ₁ ^c (Msi)	Mean	3.45	3.68	3.06	3.18		
	Minimum	2.96	3.17	2.56	2.56		
	Maximum	3.86	4.11	3.77	3.85		
	C.V.(%)	6.24	5.98	10.1	10.1		
No. Specimens	15		15				
No. Batches	3		3				
Data Class	Interim		Interim				
v ₁₂ ^c	Mean						
	No. Specimens						
	No. Batches						
Data Class							
ε ₁ ^{cu} (µε)	Mean	14700		7160			
	Minimum	11700		4160			
	Maximum	19600		10600			
	C.V.(%)	12.8		27.3			
	B-value Distribution	(2) ANOVA		(2) ANOVA			
C ₁		3.25		4.72			
	C ₂	1940		2130			
No. Specimens	15		15				
No. Batches	3		3				
Data Class	Interim		Interim				

(1) Specimens conditioned at 140°F, 95-100% R.H for 68-180 days.

(2) Basis values are presented only for A and B data classes.

* ALL DOCUMENTATION PRESENTLY REQUIRED WERE NOT SUPPLIED FOR THIS MATERIAL.

MATERIAL:		E-Glass 7781/EA 9396 8-harness satin weave fabric					
RESIN CONTENT:		27.6-30.4 wt%		COMP: DENSITY:		1.89-1.93 g/cm ³	
FIBER VOLUME:		51.2-53.8 %		VOID CONTENT:		4.0-5.0 %	
PLY THICKNESS:		0.0083-0.0085 in.					
TEST METHOD:		MODULUS CALCULATION:					
ASTM D 3410B-87		Chord between 1000 and 3000 $\mu\epsilon$					
NORMALIZED BY:		Specimen thickness and batch fiber areal weight to 50% fiber volume (0.0085 in. CPT)					
Temperature (°F)		72		-65		200	
Moisture Content (%)		Ambient		Ambient		Ambient	
Equilibrium at T, RH		30		30		30	
Source Code		30		30		30	
		Normalized	Measured	Normalized	Measured	Normalized	Measured
F_2^c (ksi)	Mean	37.7	40.8	59.2	63.8	26.9	29.0
	Minimum	32.4	35.3	50.8	55.8	20.4	23.4
	Maximum	42.9	46.0	68.9	73.5	34.4	37.2
	C.V.(%)	8.72	7.60	9.72	9.58	16.1	15.1
	B-value	(1)	(1)	(1)	(1)	(1)	(1)
	Distribution	Weibull	Weibull	ANOVA	ANOVA	ANOVA	ANOVA
	C ₁	39.2	42.3	6.54	5.33	5.07	5.75
	C ₂	11.6	15.1	4.81	6.87	5.00	5.16
	No. Specimens	15		15		12	
	No. Batches	3		3		3	
Data Class	Interim		Interim		Screening		
E_2^c (Msi)	Mean	3.37	3.66	3.89	4.18	3.23	3.49
	Minimum	2.94	3.13	3.38	3.63	2.82	2.98
	Maximum	3.61	3.93	4.17	4.55	3.54	3.83
	C.V.(%)	6.04	6.70	5.79	5.84	7.64	7.23
	No. Specimens	15		15		12	
No. Batches	3		3		3		
Data Class	Interim		Interim		Screening		
v_{21}^c	Mean						
	No. Specimens						
	No. Batches						
Data Class							
ϵ_2^{cu} ($\mu\epsilon$)	Mean		11900		16800		8650
	Minimum		9020		13400		6550
	Maximum		17800		20800		12400
	C.V.(%)		20.1		11.8		19.5
	B-value		(1)		(1)		(1)
	Distribution		Weibull		ANOVA		Weibull
	C ₁		12900		5.06		9340
	C ₂		5.04		2200		5.42
	No. Specimens	15		15		12	
	No. Batches	3		3		3	
Data Class	Interim		Interim		Screening		

Table 6.2.4(e)
EG/Ep 295-8HS
E-7781/EA 9396
Compression, 2-axis
[0_r]₁₆
-65/A, 72/A, 200/A
Interim, Screening

(1) Basis values are presented only for A and B data classes.

* ALL DOCUMENTATION PRESENTLY REQUIRED WERE NOT SUPPLIED FOR THIS MATERIAL.

MATERIAL:		E-Glass 7781/EA 9396 8-harness satin weave fabric				Table 6.2.4(f) EG/Ep 295-8HS E-7781/EA 9396 Compression, 2-axis [0_r]₁₆ -65/W, 72/W, 200/W Interim, Screening	
RESIN CONTENT:	27.6-30.4 wt%	COMP: DENSITY:	1.89-1.93 g/cm ³				
FIBER VOLUME:	51.2-53.8 %	VOID CONTENT:	4.0-5.0 %				
PLY THICKNESS:	0.0083-0.0085 in.						
TEST METHOD:	ASTM D 3410B-87		MODULUS CALCULATION:				
			Chord between 1000 and 3000µε				
NORMALIZED BY:		Specimen thickness and batch fiber areal weight to 50% fiber volume (0.0085 in. CPT)					
Temperature (°F)	-65		72		200		
Moisture Content (%)	1.48-2.33		1.48-2.33		1.48-2.33		
Equilibrium at T, RH	(1)		(1)		(1)		
Source Code	30		30		30		
		Normalized	Measured	Normalized	Measured	Normalized	Measured
F ₂ ^{cu} (ksi)	Mean	43.5	46.5	22.0	23.6	13.4	14.2
	Minimum	36.4	38.6	16.8	18.9	11.3	11.8
	Maximum	52.5	56.1	26.4	27.7	17.2	18.3
	C.V.(%)	9.58	10.0	13.3	12.8	14.8	14.8
	B-value Distribution	(2) Weibull	(2) Weibull	(2) ANOVA	(2) ANOVA	1.88 ANOVA	1.84 ANOVA
C ₁		45.4	48.6	3.50	15.3	2.36	4.95
	C ₂	9.65	10.9	1.39	3.56	4.31	2.49
No. Specimens	15		10		18		
No. Batches	3		2		3		
Data Class	Interim		Screening		Interim		
E ₂ ^c (Msi)	Mean	3.81	4.07	3.11	3.34	2.91	3.08
	Minimum	3.32	3.41	2.96	3.23	2.25	2.32
	Maximum	4.16	4.46	3.25	3.49	3.73	3.92
	C.V.(%)	6.22	6.76	3.40	2.40	13.6	13.8
	No. Specimens	15		9		18	
No. Batches	3		2		3		
Data Class	Interim		Screening		Interim		
v ₂₁ ^c	Mean						
	No. Specimens						
	No. Batches						
	Data Class						
ε ₂ ^{cu} (µε)	Mean	12400		7800		4540	
	Minimum	9890		4570		2880	
	Maximum	15700		9310		6890	
	C.V.(%)	13.3		18.8		22.9	
	B-value Distribution	(2) Weibull		(2) Weibull		(2) Weibull	
C ₁		13100		8330		4950	
	C ₂	8.42		7.91		4.68	
No. Specimens	15		10		18		
No. Batches	3		2		3		
Data Class	Interim		Screening		Interim		

(1) Specimens conditioned at 140°F, 95-100% RH for 68-180 days.

(2) Basis values are presented only for A and B data classes.

* ALL DOCUMENTATION PRESENTLY REQUIRED WERE NOT SUPPLIED FOR THIS MATERIAL.

MATERIAL:		E-Glass 7781/EA 9396 8-harness satin weave fabric					Table 6.2.4(g) EG/Ep 295-8HS E-7781/EA 9396 Shear, 12-plane [+/-45]_s 72/A, -65/A, 200/A, -65/W, 72/W, 200/W Interim
RESIN CONTENT:	25.0-27.7 wt%	COMP: DENSITY:	1.92 g/cm ³				
FIBER VOLUME:	54.2-56.9 %	VOID CONTENT:	3.6-5.7 %				
PLY THICKNESS:	0.0083-0.0085 in.						
TEST METHOD:	ASTM D 3518-76					MODULUS CALCULATION:	
NORMALIZED BY:	Not normalized						
Temperature (°F)	72	-65	200	-65	72	200	
Moisture Content (%)	Ambient	Ambient	Ambient	1.52-2.32	1.52-2.32	1.52-2.32	
Equilibrium at T, RH				(1)	(1)	(1)	
Source Code	30	30	30	30	30	30	
F_{12}^{su} (ksi)	Mean	11.5	16.9	7.11	8.52	5.49	2.73
	Minimum	9.45	13.1	4.59	6.74	4.16	2.17
	Maximum	13.5	20.3	9.56	10.7	6.44	3.42
	C.V.(%)	9.20	14.1	15.8	13.3	11.9	12.9
	B-value	(2)	(2)	(2)	(2)	(2)	(2)
	Distribution	Weibull	Weibull	Weibull	Weibull	Weibull	Weibull
	C_1	12.0	17.9	7.59	9.01	5.76	2.890
C_2	11.8	8.15	6.77	8.08	11.0	8.60	
No. Specimens	23	18	19	18	18	17	
No. Batches	3	3	3	3	3	3	
Data Class	Interim	Interim	Interim	Interim	Interim	Interim	
G_{12}^s (Msi)	Mean	0.758	1.03	0.458	0.860	0.490	0.242
	Minimum	0.625	0.901	0.289	0.624	0.336	0.146
	Maximum	0.928	1.29	0.549	0.976	0.666	0.436
	C.V.(%)	11.3	10.5	12.9	11.6	16.7	33.0
	No. Specimens	22	18	19	16	18	17
No. Batches	3	3	3	3	3	3	
Data Class	Interim	Interim	Interim	Interim	Interim	Interim	
γ_{12}^s ($\mu\epsilon$)	Mean						
	No. Specimens						
	No. Batches						
Data Class							

- (1) Specimens conditioned at 140°F, 95-100% RH for 111-117 days.
(2) Basis values are presented only for A and B data classes.

6.3 GLASS - POLYESTER COMPOSITES

6.4 GLASS - BISMALEIMIDE COMPOSITES

6.5 GLASS - POLYIMIDE COMPOSITES

6.6 GLASS - PHENOLIC COMPOSITES

6.7 GLASS - SILICONE COMPOSITES

6.8 GLASS - POLYBENZIMIDAZOLE COMPOSITES

6.9 GLASS - PEEK COMPOSITES

This page intentionally left blank

CHAPTER 7 BORON FIBER COMPOSITES

7.1 INTRODUCTION

7.2 BORON - EPOXY COMPOSITES

7.3 BORON - POLYESTER COMPOSITES

7.4 BORON - BISMALIMIDE COMPOSITES

7.5 BORON - POLYIMIDE COMPOSITES

7.6 BORON - PHENOLIC COMPOSITES

7.7 BORON - SILICON COMPOSITES

7.8 BORON - POLYBENZIMIDAZOLE COMPOSITES

7.9 BORON - PEEK COMPOSITES

This page intentionally left blank

CHAPTER 8 ALUMINA FIBER COMPOSITES

8.1 INTRODUCTION

8.2 ALUMINA - EPOXY COMPOSITES

8.3 ALUMINA - POLYESTER COMPOSITES

8.4 ALUMINA - BISMALIMIDE COMPOSITES

8.5 ALUMINA - POLYIMIDE COMPOSITES

8.6 ALUMINA - PHENOLIC COMPOSITES

8.7 ALUMINA - SILICON COMPOSITES

8.8 ALUMINA - POLYBENZIMIDAZOLE COMPOSITES

8.9 ALUMINA - PEEK COMPOSITES

This page intentionally left blank

CHAPTER 9 SILICON CARBIDE FIBER COMPOSITES

9.1 INTRODUCTION

9.2 SILICON CARBIDE - EPOXY COMPOSITES

9.3 SILICON CARBIDE - POLYESTER COMPOSITES

9.4 SILICON CARBIDE - BISMALIMIDE COMPOSITES

9.5 SILICON CARBIDE - POLYIMIDE COMPOSITES

9.6 SILICON CARBIDE - PHENOLIC COMPOSITES

9.7 SILICON CARBIDE - SILICON COMPOSITES

9.8 SILICON CARBIDE - POLYBENZIMIDAZOLE COMPOSITES

9.9 SILICON CARBIDE - PEEK COMPOSITES

This page intentionally left blank

CHAPTER 10 QUARTZ FIBER COMPOSITES

10.1 INTRODUCTION

10.2 QUARTZ - EPOXY COMPOSITES

10.3 QUARTZ - POLYESTER COMPOSITES

10.4 QUARTZ - BISMALEIMIDE COMPOSITES

10.4.1 Astroquartz – II/F650 8-harness satin weave

10.4.1 Astroquartz II/F650 8-harness satin weave fabricMaterial Description:

Material: Astroquartz II/F650

Form: 8 harness satin weave fabric, fiber areal weight of 285 g/m², typical cured resin content of 37%, typical cured ply thickness of 0.010 inches.

Processing: Autoclave cure; 375°F, 85 psi for 4 hours. Postcure at 475°F for 4 hours

General Supplier Information:

Fiber: Astroquartz II fiber is a continuous, high strength, low modulus ceramic fiber made of pure fused silica. Typical tensile modulus is 10×10^6 psi. Typical tensile strength is 500,000 psi.

Matrix: F650 is a 350°F curing bismaleimide resin. It will retain light tack for several weeks at 70°F.

Maximum Short Term Service Temperature: 500°F (dry), 350°F (wet)

Typical applications: Primary and secondary structural applications, fire containment structures, radomes or any application where high strength and/or electrical properties are required.

10.4.1 Astroquartz II/F650 8-harness satin weave*

MATERIAL:	Astroquartz II/F650 8-harness satin weave fabric			Q/BMI 285-8HSI Astroquartz II/F650 Summary
FORM:	Hexcel AQII581/F650 8-harness satin weave prepreg			
FIBER:	J.P. Stevens Astroquartz II	MATRIX:	Hexcel F650	
T _g (dry):	600°F	T _g (wet):	T _g METHOD:	
PROCESSING:	Autoclave cure: 375°F, 4 hours, 85 psig; Postcure: 475°F, 4 hours			

* DATA WERE SUBMITTED BEFORE THE ESTABLISHMENT OF DATA DOCUMENTATION REQUIREMENTS (JUNE 1989). ALL DOCUMENTATION PRESENTLY REQUIRED WERE NOT SUPPLIED FOR THIS MATERIAL.

Date of fiber manufacture	Date of testing	
Date of resin manufacture	Date of data submittal	4/89
Date of prepreg manufacture	Date of analysis	1/93
Date of composite manufacture		

LAMINA PROPERTY SUMMARY

	75°F/A		450°F/A					
Tension, 1-axis								
Tension, 2-axis								
Tension, 3-axis								
Compression, 1-axis								
Compression, 2-axis								
Compression, 3-axis								
Shear, 12-plane								
Shear, 23-plane								
Shear, 31-plane								
SB strength, 31-plane	S---		S---					

Classes of data in Strength/Modulus/Poisson's Ratio/Strain-to-Failure order: A = A75, a = A55, B = B30, b = B18, M = Mean, I = Interim, S = Screening, - = no data (See Table 1.4.2(c))

* DATA WERE SUBMITTED BEFORE THE ESTABLISHMENT OF DATA DOCUMENTATION REQUIREMENTS (JUNE 1989). ALL DOCUMENTATION PRESENTLY REQUIRED WERE NOT SUPPLIED FOR THIS MATERIAL.

		Nominal	As Submitted	Test Method
Fiber Density	(g/cm ³)	2.17		
Resin Density	(g/cm ³)	1.27		
Composite Density	(g/cm ³)	1.78	1.73	
Fiber Areal Weight	(g/m ²)	285		
Fiber Volume	(%)	57	51	
Ply Thickness	(in)	0.0100	0.010	

LAMINATE PROPERTY SUMMARY

Classes of data in Strength/Modulus/Poisson's Ratio/Strain-to-Failure order: A = A75, a = A55, B = B30, b = B18, M = Mean, I = Interim, S = Screening, - = no data (See Table 1.4.2(c))

* DATA WERE SUBMITTED BEFORE THE ESTABLISHMENT OF DATA DOCUMENTATION REQUIREMENTS (JUNE 1989). ALL DOCUMENTATION PRESENTLY REQUIRED WERE NOT SUPPLIED FOR THIS MATERIAL.

MATERIAL: Astroquartz II/F650 8-harness satin weave fabric		Table 10.4.1(a) Q/BMI 285-8HS Astroquartz II/F650 SBS, 31-plane [0;]12 75/A, 450/A Screening				
RESIN CONTENT: 37 wt%	COMP: DENSITY: 1.73 g/cm ³					
FIBER VOLUME: 51 %	VOID CONTENT:					
PLY THICKNESS: 0.010 in.						
TEST METHOD: ASTM D 2344	MODULUS CALCULATION:					
NORMALIZED BY: Not normalized						
Temperature (°F)	75 ambient	450 ambient				
Moisture Content (%) Equilibrium at T, RH						
Source Code	21	21				
Mean	6.41	6.56				
Minimum	6.31	6.43				
Maximum	6.50	6.72				
C.V.(%)	1.06	1.69				
B-value	(1)	(1)				
Distribution	Normal	Normal				
F ₃₁ ^{sbs} (ksi)						
C ₁	6.41	6.56				
C ₂	0.068	0.111				
No. Specimens	5	5				
No. Batches	1	1				
Data Class	Screening	Screening				

(1) Short beam strength test data are approved for Screening Data Class only.

10.5 QUARTZ - POLYIMIDE COMPOSITES

10.6 QUARTZ - PHENOLIC COMPOSITES

10.7 QUARTZ - SILICONE COMPOSITES

10.8 QUARTZ - POLYBENZIMIDAZOLE COMPOSITES

10.9 QUARTZ - PEEK COMPOSITE

APPENDIX A1. MIL-HDBK-17A DATA

A1.1 GENERAL INFORMATION

The data on polymer matrix composite materials which were presented in MIL-HDBK-17A, dated January 1971, are presented in this appendix. MIL-HDBK-17A has been superseded so these data are presented here so they can be Referenced in a current publication. However, these data do not meet the data requirements in Volume 1. The materials which were included in MIL-HDBK-17A are listed in Table A1. Of the sixteen materials, six are still available, five are no longer available, and the availability of the other five materials could not be determined. The data from the six available materials are provided in this appendix. The data from the remaining materials may be added as availability of the material or usefulness of the data is determined. Note that Narmco 5505 has been licensed to AVCO and those data are presented herein as AVCO 5505.

TABLE A1 *Materials from MIL-HDBK-17A.*

<p>Available:</p> <p>U.S. Polymeric E-720E/7781 (ECDE-1/0-550) Fiberglass Epoxy</p> <p>Hexcel F-161/7743(550) Fiberglass Epoxy</p> <p>Hexcel F-161/7781(ECDE-1/0-550) Fiberglass Epoxy</p> <p>Narmco N588/7781 (ECDE-1/0-550) Fiberglass Epoxy</p> <p>Narmco 506/7781 (ECDE-1/0-A1100) Fiberglass Phenolic</p> <p>AVCO 5505 Boron Epoxy</p>
<p>Not available:</p> <p>U.S. Polymeric E-779/7743 (Volan) Fiberglass Epoxy</p> <p>3M XP251S Fiberglass Epoxy</p> <p>U.S. Polymeric S-860/1581 (ECG-1/2-112) Neutral pH Fiberglass Silicone</p> <p>U.S. Polymeric P670A/7781 (ECDE-1/0) Fiberglass Modified DAP Polyester</p> <p>SP272 Boron Epoxy</p>
<p>Availability unknown:</p> <p>Bloomington BP915/7781 (ECDE-1/0-550) Fiberglass Epoxy</p> <p>Bloomington BP911/7781 (ECDE-1/0 Volan) Fiberglass Epoxy</p> <p>Cordo E293/7781 (ECDE-1/0-550) Fiberglass Epoxy</p> <p>Styrene-Alkyd Polyester/7781 Fiberglass</p> <p>Cordo IFRR/7781 (ECDE-1/0) Fiberglass Modified DAP Polyester</p>

The Table and Figure numbers used in this appendix are similar to those in MIL-HDBK-17A. The chapter identification has been changed from 4 to A1 but the rest of all Figure and Table numbers has not been changed. For example, Table A1.40 is the same as Table 4.40 in MIL-HDBK-17A. The MIL-HDBK-17A text describing the test program and methods is reproduced in Sections A1.2 through A1.4.

A1.2 INTRODUCTION

The laminate properties presented in this chapter have been generated in test programs conducted at the U.S. Forest Products Laboratory and elsewhere (Reference A1.2).¹ Properties are given for fiberglass with epoxy, phenolic, silicone and polyester resins and for boron with epoxy. Additional information on these and other material combinations will be issued as supplements or revisions of the present handbook edition.

A1.3 HANDBOOK TEST PROGRAM

A1.3.1 Objectives

The objectives of the handbook test program are to obtain statistically significant data for materials currently in use and to determine the degree of reproducibility attained in their fabrication. A minimum requirement is that test results include data from three sets of panels which are representative of the manufacturing procedures employed by three different fabricators. The properties listed in the charts and Tables of this chapter represent test results from only one set of panels for each material system. Properties are therefore not given minimum values and are considered to be "typical" for each material. When the minimum number of tests has been completed for a material, its properties will be assigned values on a B-basis; that is, the value above which 90 percent of the population of values is expected to fall with a confidence of 95 percent.

A1.3.2 Preimpregnated materials

All test panels are fabricated from prepregs. Emphasis is placed on materials for use as facings in sandwich type structures. The prepregs for facings are normally processed to conform with two methods of sandwich fabrication. These are the laminate grades for two-step sandwich constructions and the controlled flow adhesive grades for one-step sandwich constructions. Only laminates simulating precured facings, that is, for use in two-step sandwiches, have been subjected to the narrow coupon tests listed in this chapter. The controlled flow adhesive prepregs are best tested as sandwich panels, and such testing is not at present included in the handbook program.

The prepreg materials comply with the specifications established by the individual fabricators. In general, the materials are autoclave molding grades with flows controlled to attain minimum bleedout and optimum bonding of the plies. When possible handling characteristics are specified consistent with the objectives of collimated plies in the laminate and the retention of fiber orientation during lay-up and cure.

Imposed tolerances on the gravimetric resin content of the prepregs are dependent on the type of reinforcement. For bidirectional woven broadgoods such as style 7781 fabric, the resin fraction is specified as not varying by more than two percent from the assigned devolatilized resin content. For directionally woven broadgoods such as style 7743 fabric, and nonwoven parallel fiber tapes such as XP251S, variation from the assigned devolatilized resin content is not to exceed three percent.

A1.3.3 Test panels

A minimum size of the test panels has been established as two feet parallel to the warp direction by three feet parallel to the width for woven fabrics. For the non-woven laminates, including unidirectional, crossplied and quasi-isotropic configurations, the three foot dimension is parallel to the fiber direction in the outer plies.

¹Exceptions are the data for fiberglass-polyester laminates, taken from earlier sources, and the data for boron-epoxy panels which were compiled under special contract and published separately (Reference A1.2).

It is desirable that the test laminates be fabricated so that fiber alignment and orthotropy are maintained and that they are symmetrically balanced. Such conditions are generally attained in the test panels and they are designated in the following data summary Tables as balanced and parallel. One set of panels (Table A1.1) is not balanced. In this case the laminates are parallel plied.

A1.3.4 Test procedures

Conventional uniaxial tests are conducted at constant crosshead rates. The direction parallel to the warp of woven fabrics is designated as the 0° or 1-direction. The direction perpendicular to the 0° direction is designated as the 90° or 2-direction. For non-woven unidirectional laminates, the 0° direction corresponds to the fiber direction. For crossplied and quasi-isotropic laminates, the 0° direction corresponds to the fiber direction in the outer plies.

A1.3.4.1 Tensile tests

Tensile tests for woven fabric laminates have been conducted initially using the method of ASTM D 638 and Type I specimens (Reference A1.3.4.1(a)). Later tests are conducted with a modified specimen (Reference A1.2) and the method is designated as MIL-HDBK-17 tensile test. Tab ended specimens are used to test the 0° tensile properties of the non-woven unidirectional laminates (Reference A1.3.4.1(b)).

A1.3.4.2 Compression tests

Compression tests have been conducted with the end clamped and jig stabilized ASTM D 695 specimen (Reference A1.3.4.2) and with the MIL-HDBK-17 compression specimen (Reference A1.2) in which the specimen and fixture have been modified.

A1.3.4.3 Shear tests

The picture frame method (Reference A1.2) has been used to determine the 0° - 90° shear properties of one material system at three resin fractions (Figure A1.6.3). In these tests it is assumed that 88 percent of the load is reacted by the specimen, while the pins in the fixture react the remainder. The other materials are tested by a modified rail shear method (Reference A1.3.4.3).

A1.3.4.4 Interlaminar shear

Interlaminar shear properties are determined by the short beam test method (Reference A1.3.4.1(b)), or by the method of ASTM D 2733-68T when indicated (Reference A1.3.4.4).

A1.3.4.5 Flexural tests

Flexural properties are determined by the method of ASTM D 790 (Reference A1.3.4.5).

A1.3.4.6 Bearing strength

Bearing strengths are determined by the method of ASTM D 953 (Reference A1.3.4.6).

A1.3.5 Dry conditioning

Specimens are dry conditioned by allowing them to attain equilibrium at 70°F to 75°F and 45 percent to 55 percent relative humidity for a minimum of ten days. When tested at other than room temperature, the dry conditioned specimens are soaked at the test temperature for one-half hour prior to applying load.

A1.3.6 Wet conditioning

Specimens are wet conditioned at 125°F and 95 percent to 100 percent relative humidity for 1000 hours (42 days). When tested at temperatures below freezing, the wet conditioned specimens are cycled four times from the wet condition at 125°F to the sub-freezing test temperature; the dwell time at each temperature being one-half hour. Wet specimens tested at 160°F are soaked for one-half hour at this temperature immediately prior to testing. Some materials are shown as being tested at 220°F after wet conditioning. Such testing has been discontinued since these results appear inconclusive.

A1.3.7 Test schedule

The 0° and 90° tension and compression properties are determined at three Reference temperatures, 65°F, 70°F - 75°F and 160°F, for both dry and wet conditioned specimens. Dry conditioned specimens are tested at maximum temperature for those materials which are potentially serviceable at elevated temperatures. Ten test results are obtained for the stress-strain relations at each of these conditions. Tests at intermediate temperatures are conducted to verify property changes, in which cases five specimens are tested. Ten test results are also required for the 0° - 90° shear at -65°F, 70°F - 75°F, and 160°F in the dry condition. Five tests are conducted at 70°F - 75°F to determine the stress-strain relations for Poisson's ratio. Flexure, bearing and interlaminar shear are determined in the 0° direction and dry condition at -65°F, 70°F - 75°F and 160°F. Five specimens are tested for each temperature.

A1.4 DATA PRESENTATION

Uniaxial tension, compression and shear are shown as stress-strain relations at each temperature and the properties are summarized in tabular form. Flexural, bearing and interlaminar shear properties are listed in summary Tables. Poisson's ratio is shown as the response of the 0° elongation and 90° contraction to the applied tensile stress.

When ten or more results are available at a test condition, average values and the associated standard deviations are given in the Tables. Stress-strain relations are plotted as an average curve and a plot of the average minus three times the standard deviation is also shown. When five to nine results are obtained from a test condition, average, maximum, and minimum values and curves are shown.

A1.4.1 Epoxy-fiberglass laminates

All data on fiberglass-epoxy systems are results obtained from the handbook test program. Properties are summarized in Tables A1.1 through A1.8. Detailed data are shown in Figures A1.1.1(a) through A1.8.5. [Four of the nine materials are known to be available.]

A1.4.2 Phenolic-fiberglass laminates

Handbook tested properties are summarized in Table A1.40 and Figures A1.40.1(a) through A1.40.5 for one fiberglass-phenolic system. [This material is available.]

A1.4.3 Silicone-fiberglass laminates

Partial handbook test results were listed in MIL-HDBK-17A for one fiberglass-silicone system. [This material is not available]

A1.4.4 Polyester-fiberglass laminates

Previous data for fiberglass-polyester laminates were listed in MIL-HDBK-17A. [None of these materials are known to be available.]

A1.4.5 Boron-epoxy laminates

Data on two boron-epoxy systems have been abstracted from the literature (Reference A1.4.5) and are presented in Tables A1.110 and A1.111 and in Figures A1.110.1(a) through A1.111.3. [One of these materials is available.]

The laminate thickness is controlled by the number of plies in the construction and the desired resin content. In general, the thickness of woven fabric laminates is maintained at eight plies, except for low resin content laminates which may require as many as ten plies. Nonwoven laminate monolayers are constructed with six plies to reduce the shear lag apparent in testing, and eight plies for the crossplied and quasi-isotropic panels.

MIL-HDBK-17-2F

Volume 2, Appendix A1

TABLE A1.1 Summary of Mechanical Properties of U.S. Polymeric E-720E/7781 (ECDE-1/0-550) Fiberglass Epoxy

Fabrication	Lay-up: Parallel		Vacuum: None		Pressure: 55-65 PSI		Bleedout: Edge & Vertical		Cure: 2 hr/350°F		Postcure: 4 hrs/400°F		Plies: 8					
	Physical Properties				Test Methods				Temperature Condition									
	Weight Percent Resin: 34.9				Avg. Specific Gravity: 1.78				Avg. Percent Voids: 2.0				Avg. Thickness: 0.082 inches					
Tension: ASTM D 638 TYPE-1		Compression: MIL-HDBK-17		Shear: Rail		Flexure: ASTM D 790		Bearing: ASTM D 953		Interlaminar Shear: Short Beam								
		-65°F		75°F		160°F		400°F										
		Dry		Wet		Dry		Wet		Dry		Wet		Dry				
		Avg	SD	Avg	SD	Avg	SD	Avg	SD	Avg	SD	Avg	SD	Avg	SD			
Tension																		
ultimate stress, ksi	0°	69.2	1.6	69.1	1.7	60.4	1.7	55.7	1.5	52.5	1.0	42.9	0.8	44.8	2.0			
	90°	56.0	2.0	56.5	2.0	49.0	1.8	45.9	1.4	42.3	1.2	36.9	1.1	34.9	1.6			
ultimate strain, %	0°	2.93	0.08	2.70	0.11	2.43	0.14	2.12	0.08	2.05	0.08	1.61	0.06	1.80	0.20			
	90°	2.92	0.22	2.54	0.19	2.33	0.09	2.04	0.09	1.98	0.08	1.70	0.13	1.72	0.22			
proportional limit, ksi	0°																	
	90°																	
initial modulus, 10 ⁶ psi	0°	3.30		3.38		3.12		3.12		2.95		2.76		2.60				
	90°	2.90		3.02		2.82		2.78		2.50		2.65		2.30				
secondary modulus, 10 ⁶ psi	0°	2.30		2.85		2.45		2.50		2.46		2.37						
	90°	1.90		1.74		2.05		2.19		2.01		1.97						
Compression																		
ultimate stress, ksi	0°	77.1	4.0	75.0	3.7	64.8	2.9	57.3	3.8	54.0	1.4	46.2	1.4	23.8	2.2			
	90°	57.2	2.7	53.9	2.7	50.2	2.9	45.2	2.4	40.8	2.9	36.2	3.1	14.7	1.6			
ultimate strain, %	0°	2.48	0.16	2.44	0.15	2.14	0.11	1.99	0.09	1.86	0.08	1.62	0.06	1.12	0.22			
	90°	1.93	0.16	1.81	0.19	1.70	0.14	1.58	0.14	1.46	0.17	1.37	0.15	0.91	0.08			
proportional limit, ksi	0°																	
	90°																	
initial modulus, 10 ⁶ psi	0°	3.50		3.45		3.25		3.10		3.15		3.03		2.45				
	90°	3.20		3.26		3.21		3.03		2.99		2.85		1.85				
Shear																		
ultimate stress, ksi	0°-90° ±45°	17.5				14.3	0.6			11.2								
		-65°F Dry				75°F Dry				160°F Dry								
		Avg	Max	Min		Avg	Max	Min		Avg	Max	Min						
Flexure																		
ultimate stress, ksi	0°	115.6		119.4		111.5		91.7		93.4		90.3		69.4		71.1		67.2
proportional limit, ksi	0°	88.1		100.7		77.5		32.5		36.2		30.8		56.2		62.8		49.4
initial modulus, 10 ⁶ psi	0°	2.87		2.91		2.74		3.21		3.36		3.03		2.81		2.87		2.76
Bearing																		
ultimate stress, ksi	0°	74.1		78.4		70.7		60.8		64.4		58.2		50.0		53.0		47.9
stress at 4% elong., ksi	0°	32.1		34.8		29.1		23.9		34.2		20.1		18.1		21.5		15.9
Interlaminar Shear																		
ultimate stress, ksi	0°	7.09		7.36		6.80		5.90		6.07		5.72		6.05		6.16		5.91

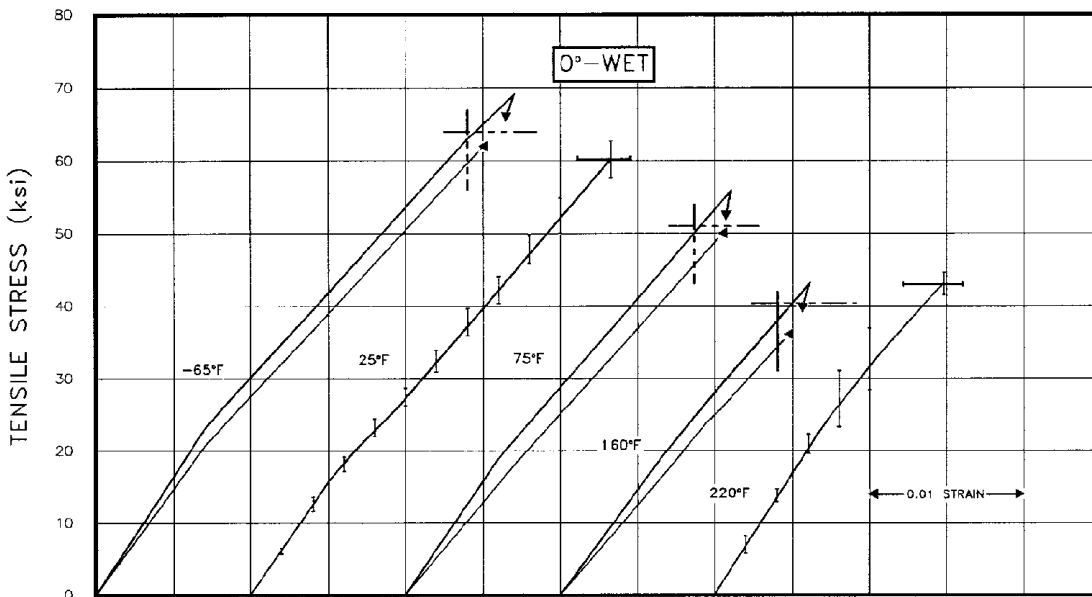
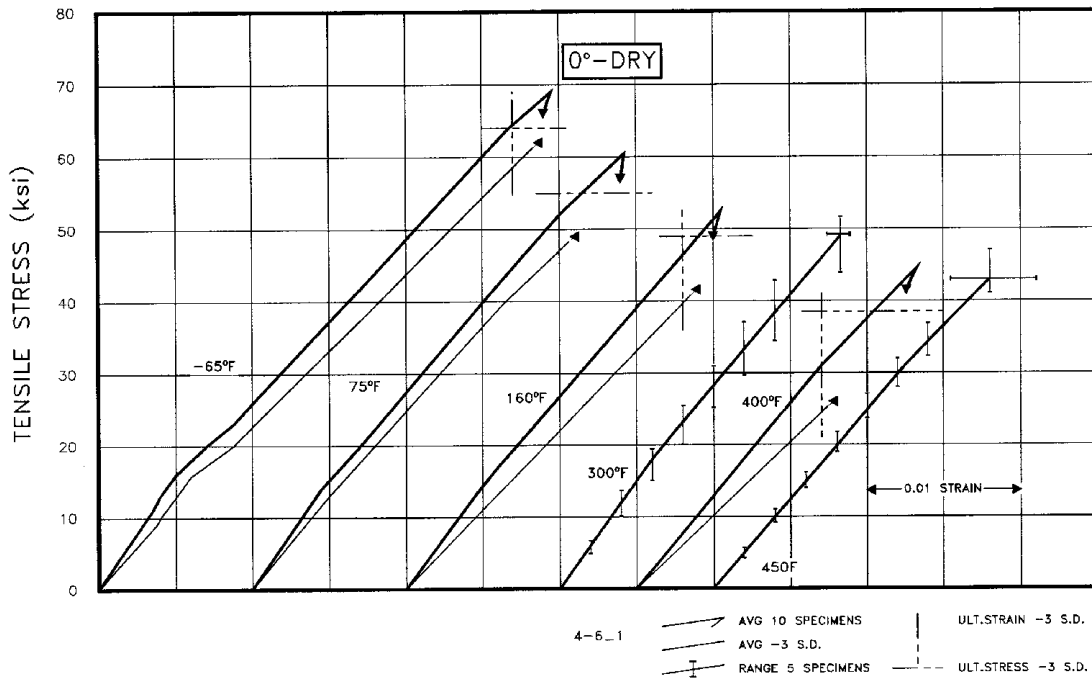


FIGURE A1.1.1(a) Tensile stress-strain for E-720E/7781 fiberglass epoxy loaded in the 0° direction.

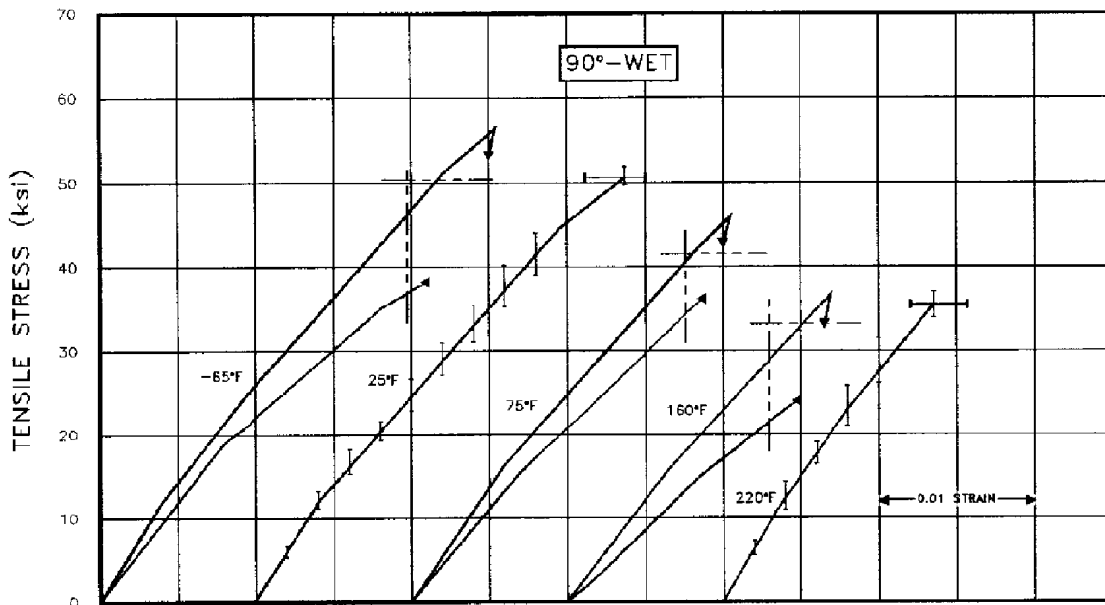
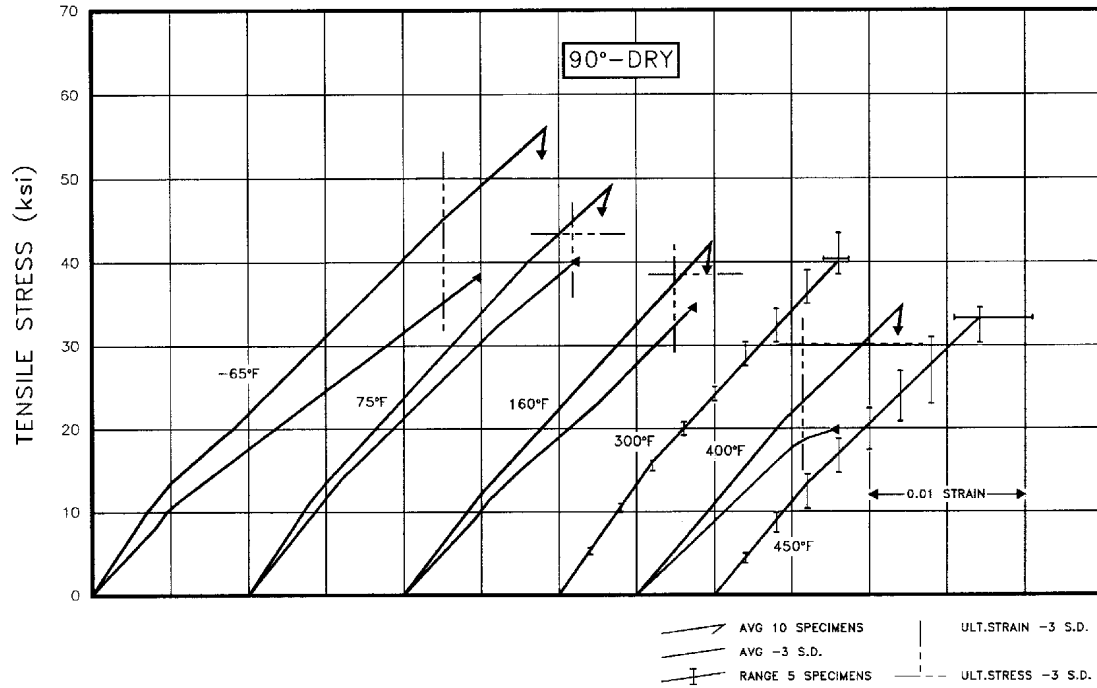


FIGURE A1.1.1(b) Tensile stress-strain for E-720E/7781 fiberglass epoxy loaded in the 90° direction.

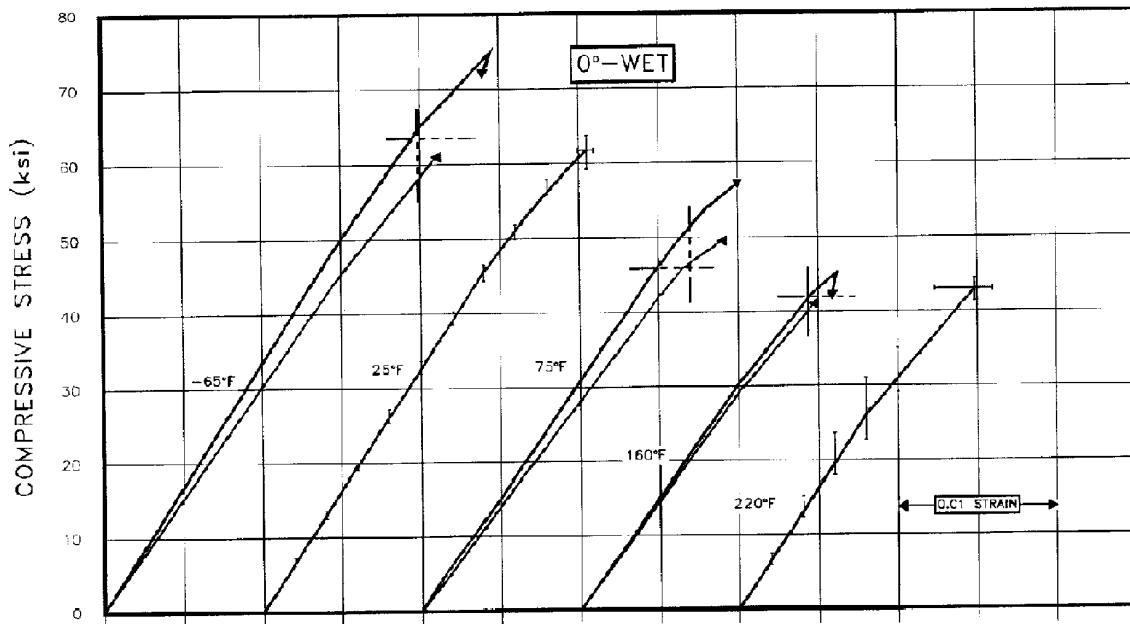
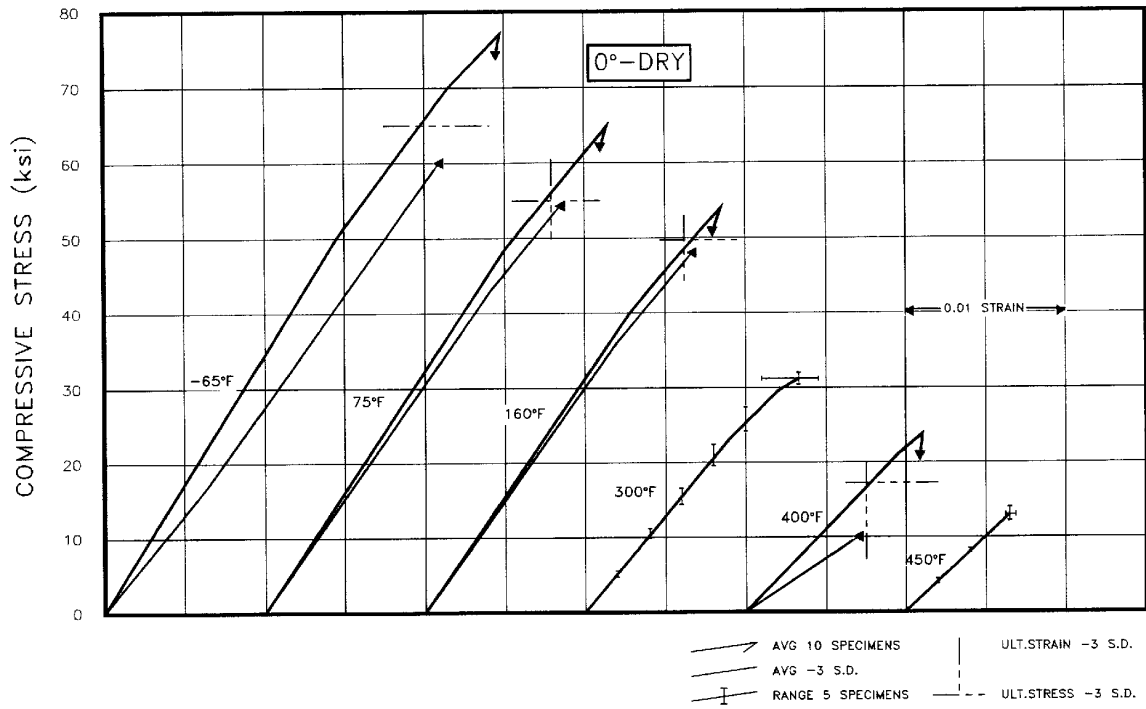


FIGURE A1.1.2(a) Compressive stress-strain for E-720E/7781 fiberglass epoxy loaded in the 0° direction.

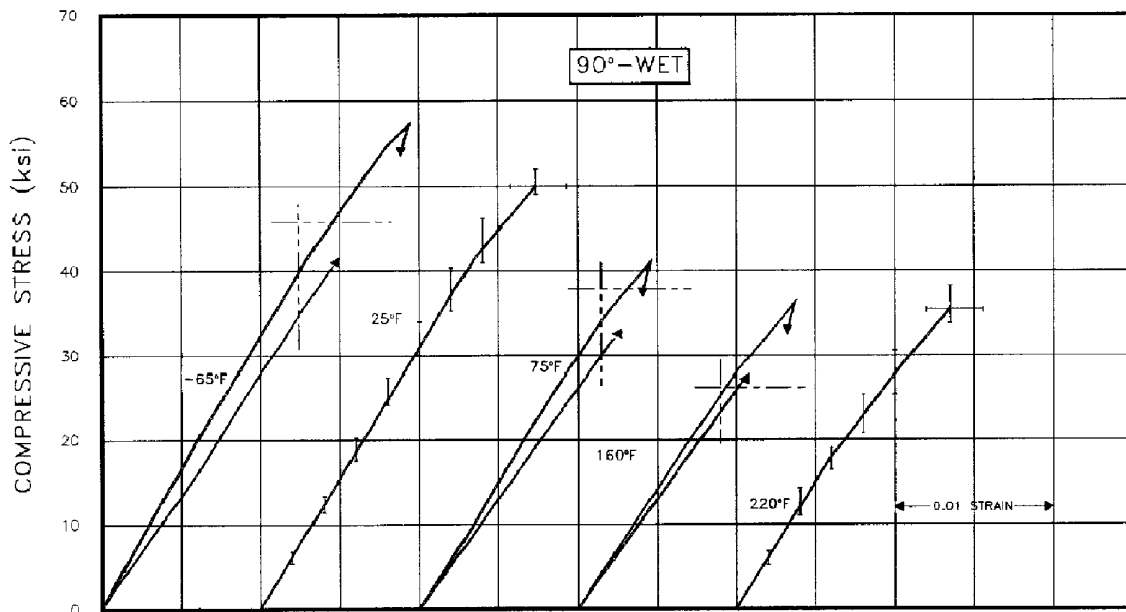
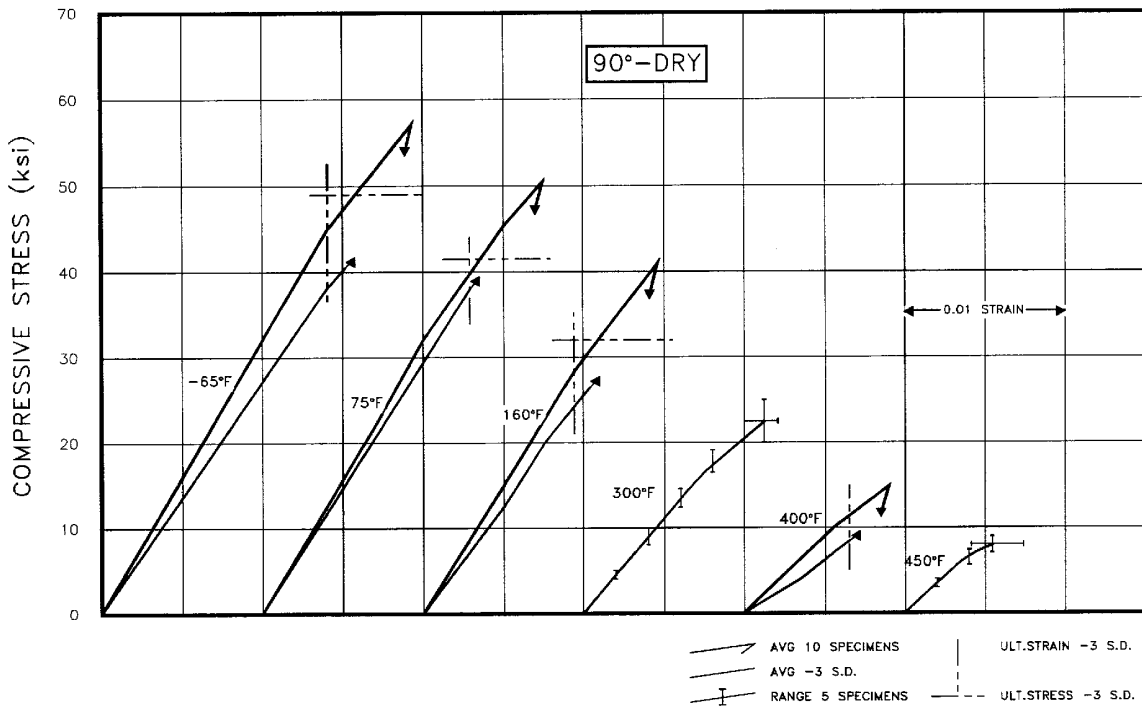


FIGURE A1.1.2(b) Compressive stress-strain for E-720E/7781 fiberglass epoxy loaded in the 90° direction.

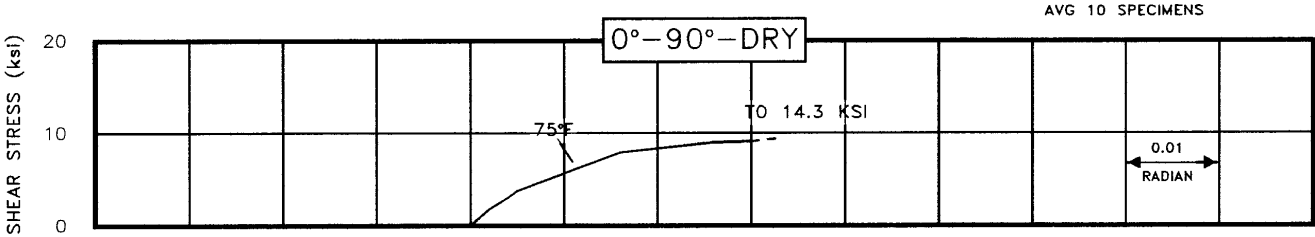
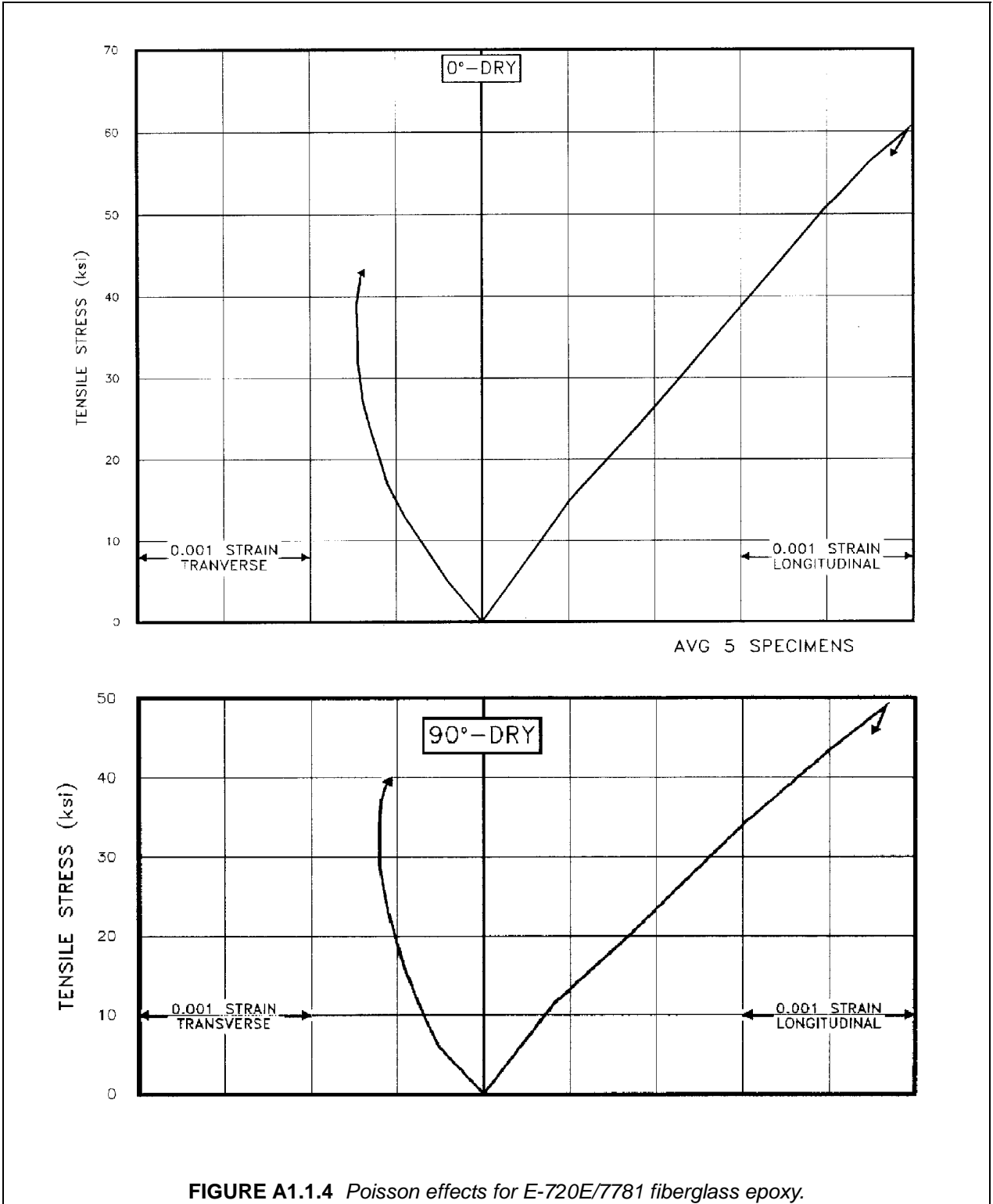


FIGURE A1.1.3 0° - 90° rail shear for E-720E/7781 fiberglass.



This page intentionally left blank

MIL-HDBK-17-2F

Volume 2, Appendix A1

TABLE A1.3 Summary of Mechanical Properties of Hexcel F-161/7743(550) Fiberglass Epoxy.

Fabrication	Lay-up: Balanced		Vacuum: 14 psi		Pressure: 35 psi		Bleedout: Pinched Edge		Cure: 2 hr/350°F		Postcure: 2 hr/350°F		Plies: 8		
	Physical Properties		Weight Percent Resin: 32.4 $v_f = 0.496$			Avg. Specific Gravity: 1.85			Avg. Percent Voids: 3.0			Avg. Thickness: 0.086 inches			
Test Methods		Tension: ASTM-D638 TYPE 1		Compression: MIL-HDBK-17		Shear: Rail		Flexure: ASTM-D790		Bearing: ASTM-D953		Interlaminar Shear: Short Beam			
Temperature Condition		-65°F				75°F				160°F				400°F	
		Dry		Wet		Dry		Wet		Dry		Wet		Dry	
		Avg	SD	Avg	SD	Avg	SD	Avg	SD	Avg	SD	Avg	SD	Avg	SD
Tension															
ultimate stress, ksi	0°	111.3	1.12	107.3	3.60	95.5	7.57	87.3	5.2	80.9	4.05	71.7	2.73	74.5	5.90
	90°	9.84	0.78	9.42	0.59	8.15	0.40	7.27	0.28	6.78	0.18	6.16	0.21	6.59	0.41
ultimate strain, %	0°	2.10	0.31	2.11	0.10	1.88	0.10	1.72	0.17	1.56	0.15	1.35	0.12	1.64	0.09
	90°	2.43	0.25	2.03	0.21	1.82	0.23	1.20	0.28	1.26	0.19	0.61	0.13	1.44	0.19
proportional limit, ksi	0°	86.2		87.8		74.7		81.5		64.0		65.4		61.0	
	90°	5.6		5.0		5.2		4.8		5.0		5.0		3.0	
initial modulus, 10 ⁶ psi	0°	5.42		5.35		5.30		5.55		5.36		5.47		4.52	
	90°	1.61		1.73		1.73		1.41		1.11		1.30		0.74	
secondary modulus, 10 ⁶ psi	0°					5.15									
	90°					0.09									
Compression															
ultimate stress, ksi	0°	95.0	7.42	89.7	7.0	75.9	5.43	67.4	4.43	66.3	5.53	55.0	2.80	26.7	1.93
	90°	40.3	1.93	37.6	2.93	32.1	2.87	30.4	1.27	27.4	1.93	23.0	1.30	8.3	0.90
ultimate strain, %	0°	1.90	0.11	1.83	0.14	1.58	0.11	1.36	0.11	1.47	0.08	1.22	0.06	0.68	0.08
	90°	2.57	0.16	2.46	0.25	2.51	0.19	2.38	1.90	2.58	0.22	2.53	0.30	1.62	0.12
proportional limit, ksi	0°	83.0		70.0		52.2		49.8		55.6		40.8		20.0	
	90°	18.1		15.0		11.9		10.6		9.2		8.2			
initial modulus, 10 ⁶ psi	0°	5.02		4.98		4.96		5.09		4.59		4.66		4.12	
	90°	1.91		1.88		1.65		1.77		1.46		1.37			
Shear															
ultimate stress, ksi	0°-90° ±45°	12.5				9.2	0.2			7.7					
Flexure		-65°F Dry				75°F Dry				160° Dry					
		Avg	Max	Min		Avg	Max	Min		Avg	Max	Min			
ultimate stress, ksi	0°	203.0		210.0		196.0		160.0		163.0		155.0		138.0	
proportional limit, ksi	0°	153.0		158.0		147.0		127.0		139.0		116.0		116.0	
initial modulus, 10 ⁶ psi	0°	5.71		5.80		5.63		5.18		5.27		5.10		5.43	
Bearing															
ultimate stress, ksi	0°	79.4		90.2		64.8		58.8		63.2		52.7		53.7	
stress at 4% elong., ksi	0°	37.9		45.6		31.5		23.0		27.1		19.5		21.9	
Interlaminar Shear															
ultimate stress, ksi	0°	9.55		10.15		8.72		9.35		9.55		9.17		8.31	

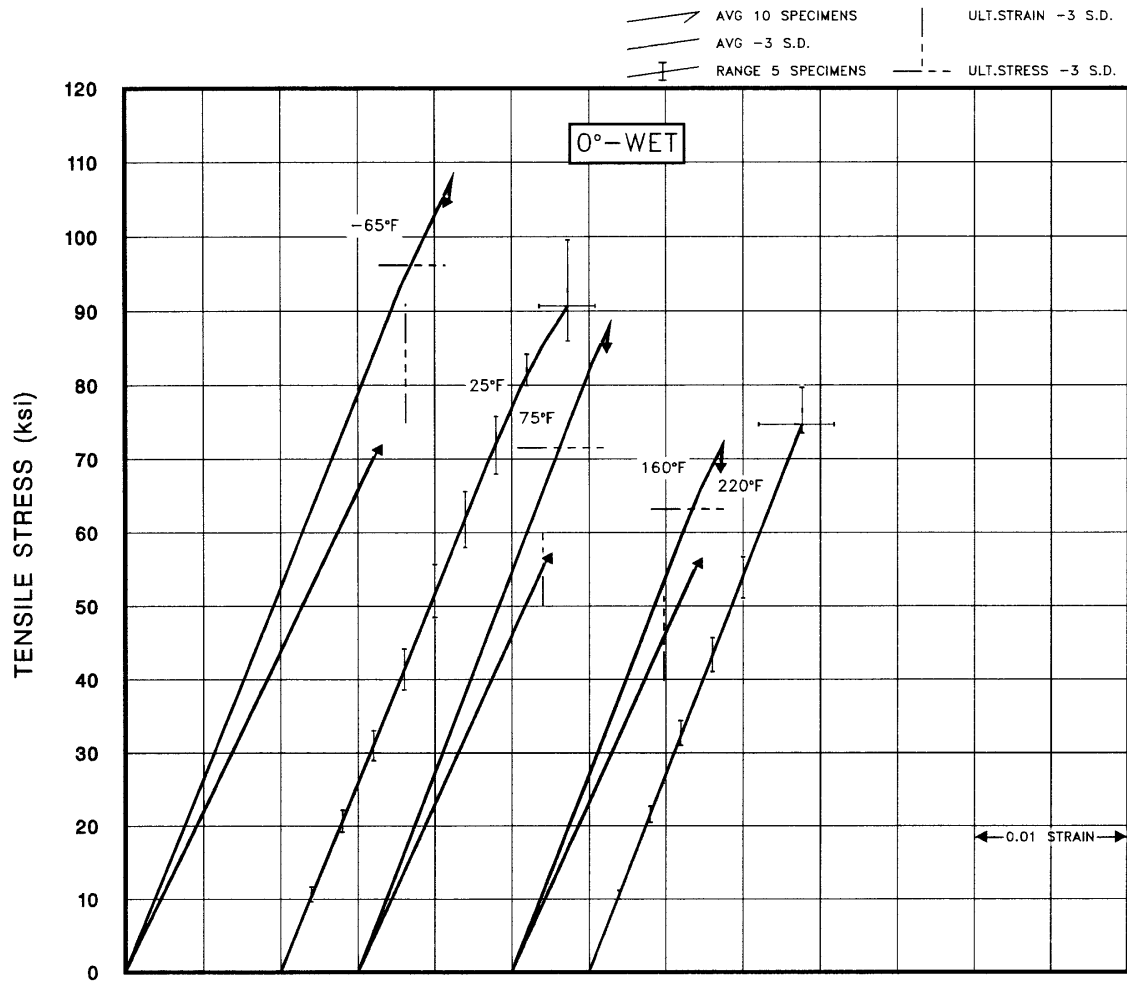


FIGURE A1.3.1(a) Tensile stress-strain for F-161/7743 fiberglass epoxy loaded in the 0° direction, continued on next page.

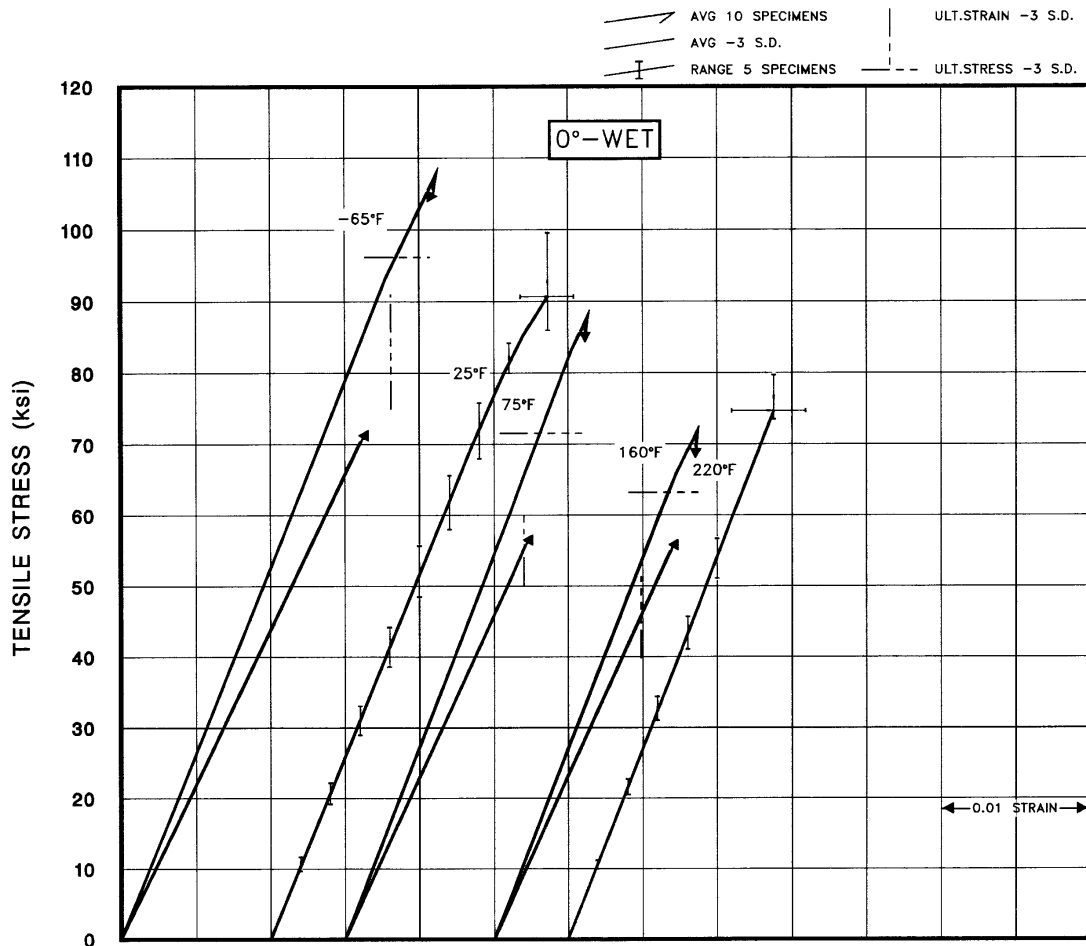


FIGURE A1.3.1(a) Tensile stress-strain for F-161/7743 fiberglass epoxy loaded in the 0° direction, concluded.

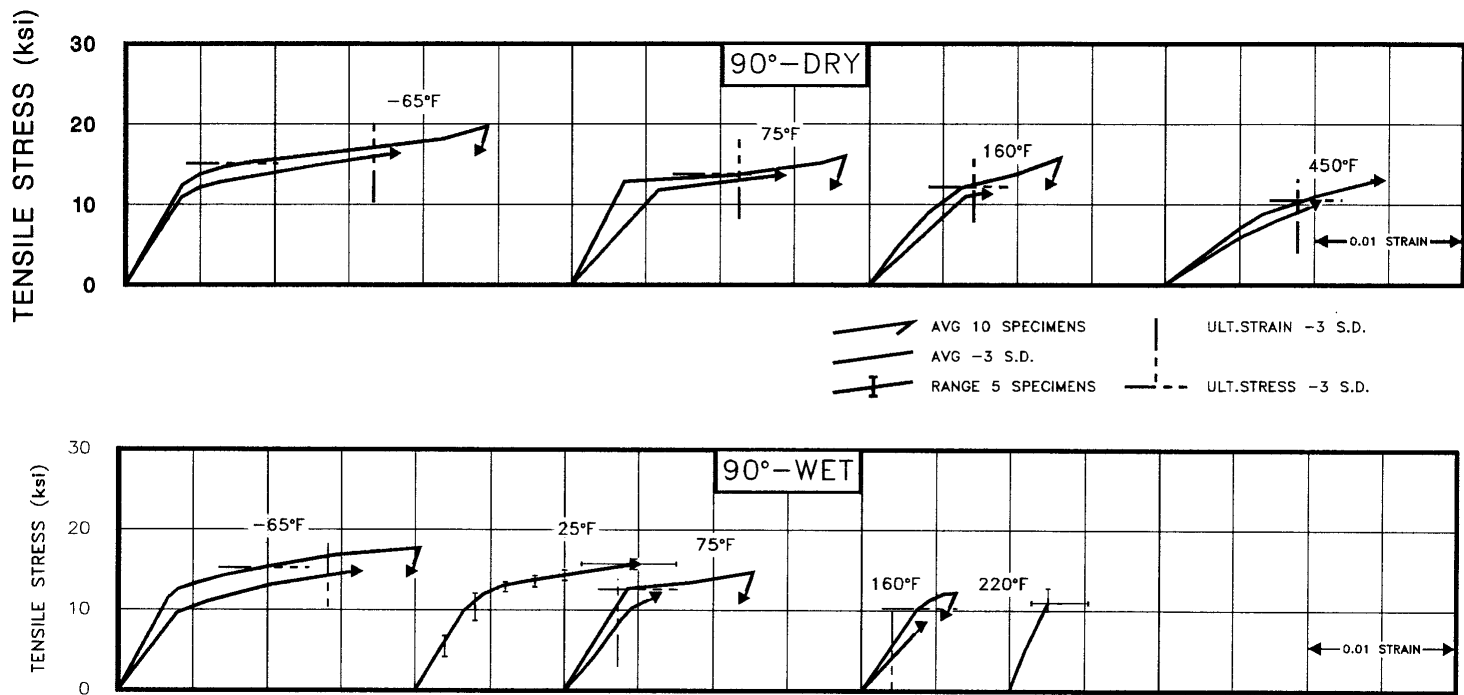


FIGURE A1.3.1(b) Tensile stress-strain for F-161/7743 fiberglass epoxy loaded in the 90° direction.

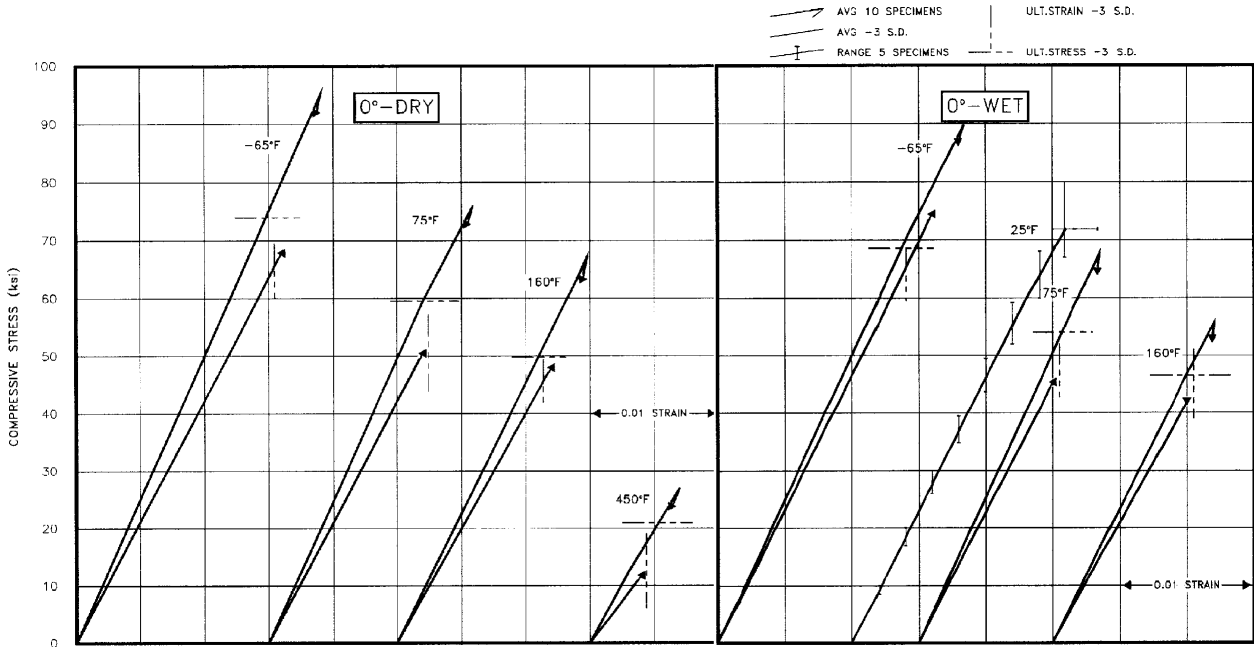


FIGURE A1.3.2(a) Compressive stress-strain for F-161/7743 fiberglass epoxy loaded in the 0° direction.

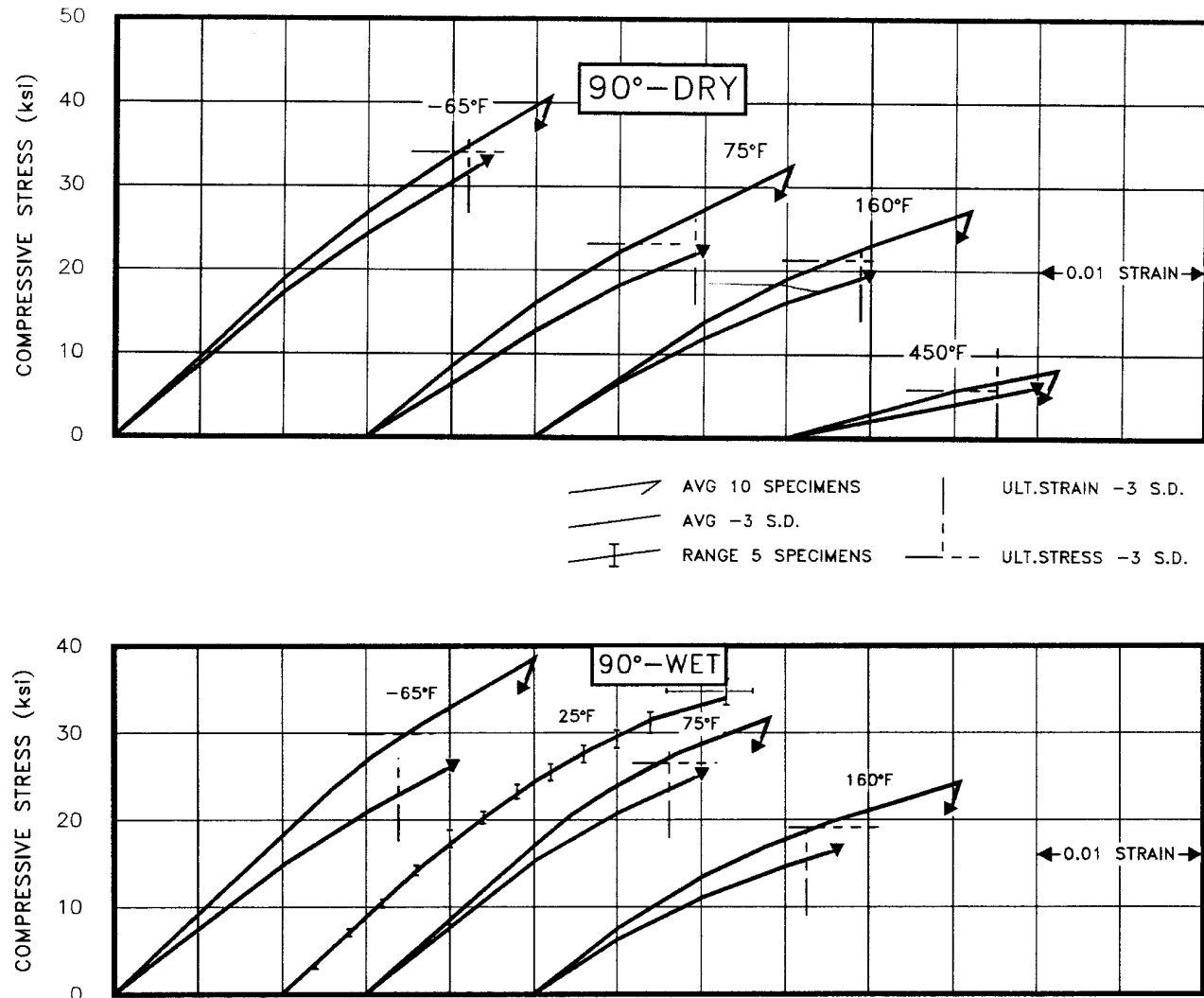


FIGURE A1.3.2(b) Compressive stress-strain F-161/7743 fiberglass epoxy loaded in the 90° direction.

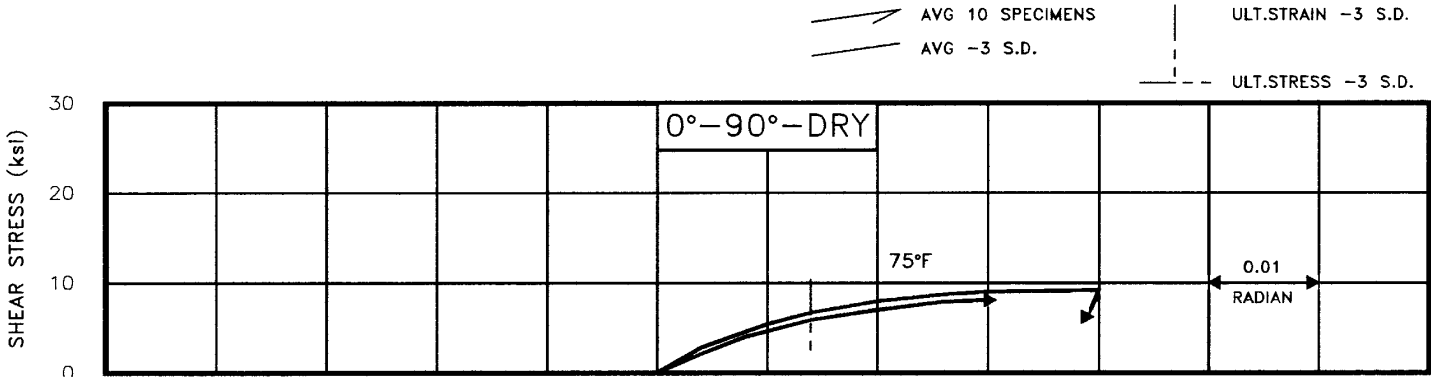
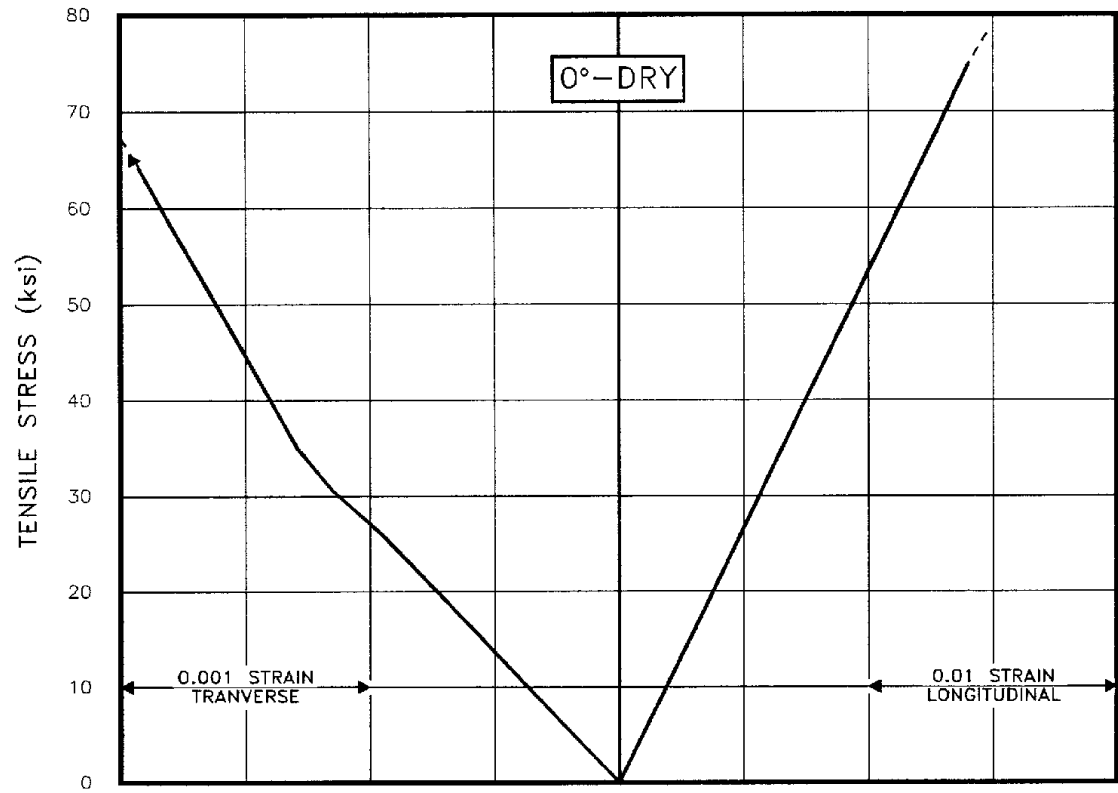


FIGURE A1.3.3 0° - 90° rail shear for F-161/7743 fiberglass epoxy.



AVG 5 SPECIMENS

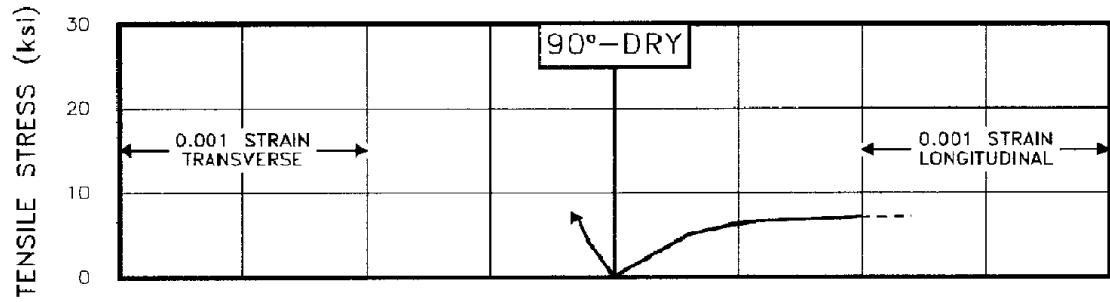


FIGURE A1.3.4 Poisson effects for F-161/7743 fiberglass epoxy.

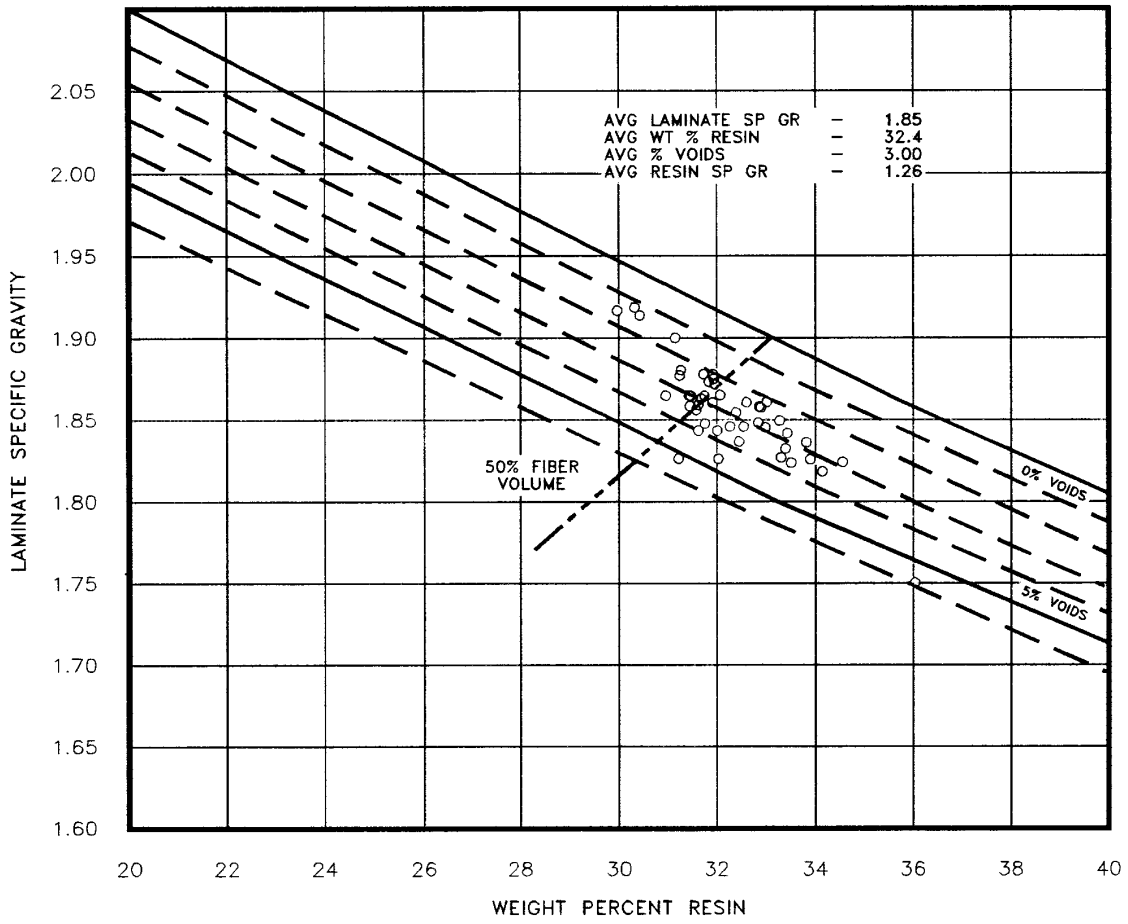


FIGURE A1.3.5 Voids vs. resin content and specific gravity for F-161/7743 fiberglass epoxy.

This page intentionally left blank

MIL-HDBK-17-2F

Volume 2, Appendix A1

TABLE A1.4 Summary of Mechanical Properties of Hexcel F-161/7781 (ECDE-1/0-550) Fiberglass Epoxy (26% Resin)

Fabrication		Lay-up:		Vacuum:		Pressure:		Bleedout:		Cure:		Postcure:		Plies:					
		Balanced		None		55-65 psi		Vertical and Stepped Edge		1 hr/350°F		2 hr/300°F 2.5 hr/400°F		8 and 10					
Physical Properties		Weight Percent Resin:				Avg. Specific Gravity:				Avg. Percent Voids:				Avg. Thickness:					
		26.0 $v_f = 0.59$				2.01				0.5				0.008 inch/ply					
Test Methods		Tension:		Compression:		Shear:		Flexure:		Bearing:		Interlaminar Shear:							
		MIL-HDBK-17		MIL-HDBK-17		Picture Frame		ASTM-D790				ASTM-D2345							
Temperature Condition		-65°F				75°F				160°F				400°F					
		Dry		Wet		Dry		Wet		Dry		Wet		Dry					
		Avg	SD	Avg	SD	Avg	SD	Avg	SD	Avg	SD	Avg	SD	Avg	SD				
Tension	ultimate stress, ksi	0°	92.4	5.16	80.5	10.87			61.4	3.20	65.7	3.03	50.7	5.72	59.8	3.81			
		90°	67.8	10.65	62.3	5.01			50.3	2.61	53.6	5.19	46.2	2.69	35.2	5.16			
	ultimate strain, %	0°	2.86	2.11	2.37	0.31			1.78	0.13	1.97	0.14	1.58	0.19	1.96	0.08			
		90°	2.42	3.14	1.97	0.24			1.65	0.08	1.88	0.12	1.55	0.10	1.38	0.13			
	proportional limit, ksi	0°																	
		90°																	
	initial modulus, 10 ⁶ psi	0°	4.42		4.49				4.10		3.92		3.72		3.27				
		90°	4.22		4.21				3.76		3.17		3.38		2.86				
secondary modulus, 10 ⁶ psi	0°	3.32		3.14				3.06		3.24		3.07		2.94					
	90°	2.70		2.74				2.62		2.72		2.55		2.46					
Compression	ultimate stress, ksi	0°	73.2	6.83	74.0	5.02			57.3	4.0	48.9	3.50	44.7	3.25	28.8	3.03			
		90°	64.2	3.19	55.8	4.40			37.5	2.28	42.0	2.64	40.1	1.90	18.9	0.69			
	ultimate strain, %	0°	1.70	0.42	1.65	0.28			1.09	0.17	1.12	0.15	0.84	0.14	0.79	0.03			
		90°	1.40	0.14	1.42	0.27			1.26	0.41	1.14	0.23	1.22	0.18	0.71	0.27			
	proportional limit, ksi	0°	39.0		46.0				42.0		41.0		24.0		15.0				
		90°	28.0		41.0				24.0		36.0		21.0		11.0				
	initial modulus, 10 ⁶ psi	0°	4.42		4.47				4.27		4.05		3.94		3.73				
		90°	4.02		4.19				4.12		3.68		3.40		3.07				
Shear	ultimate stress, ksi	0°-90°	20.1	2.3					16.0	1.64	13.4	1.28							
		±45°																	
Flexure	ultimate stress, ksi	-65°F Dry				75°F Dry				160° Dry									
		Avg		Max		Min		Avg		Max		Min		Avg		Max		Min	
								94.10		96.86		89.64							
Bearing	ultimate stress, ksi																		
Interlaminar Shear	ultimate stress, ksi																		
										5.56				5.65				5.50	

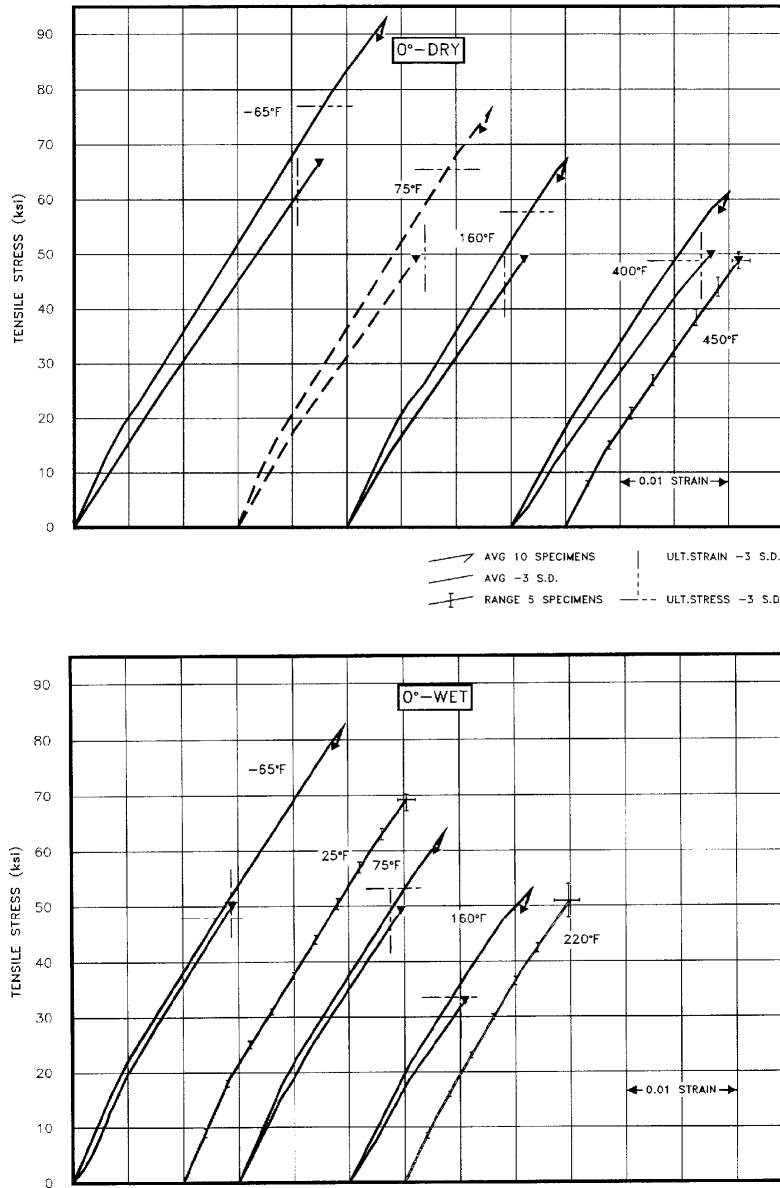


FIGURE 1.4.1(a) Tensile stress-strain for F-161/7781 fiberglass epoxy loaded in the 0° direction (26% resin).

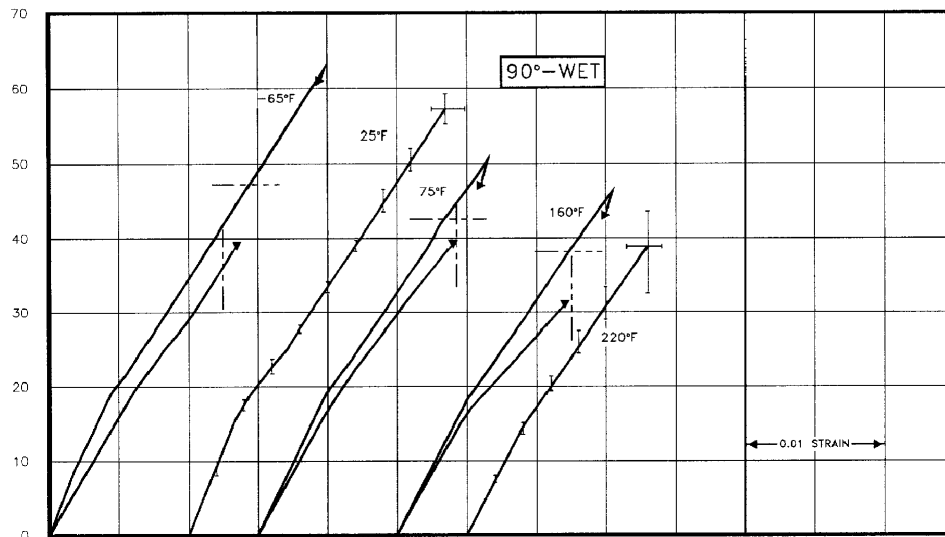
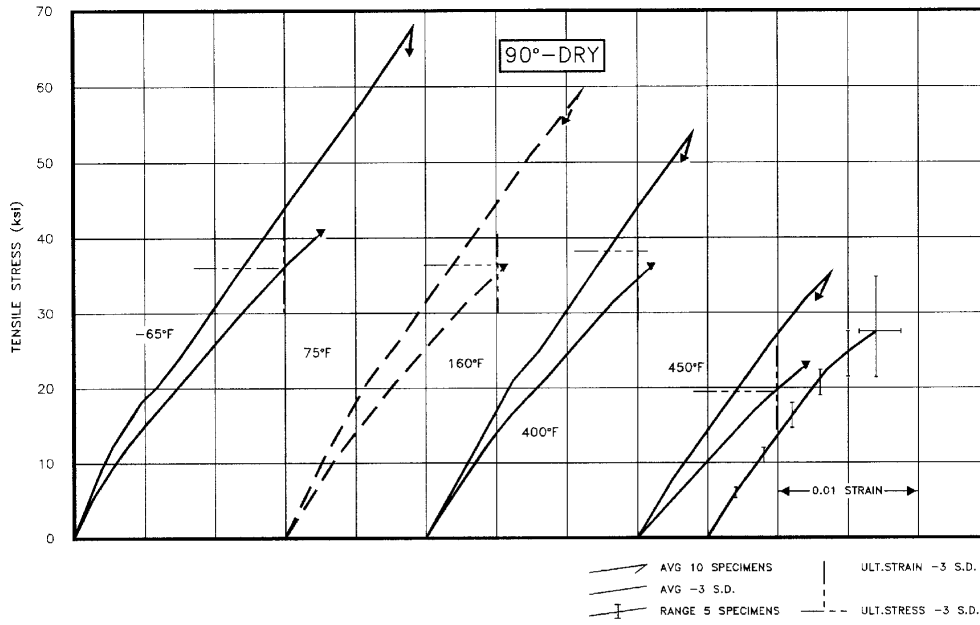


FIGURE 1.4.1(b) Tensile stress-strain for F-161/7781 fiberglass epoxy loaded in the 90° direction (26% resin).

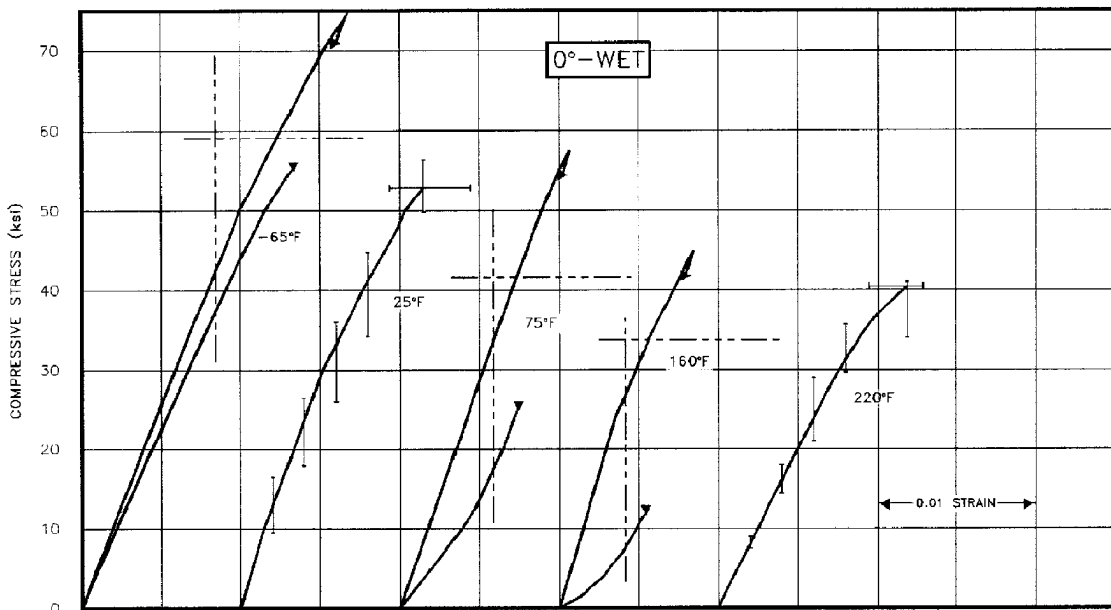
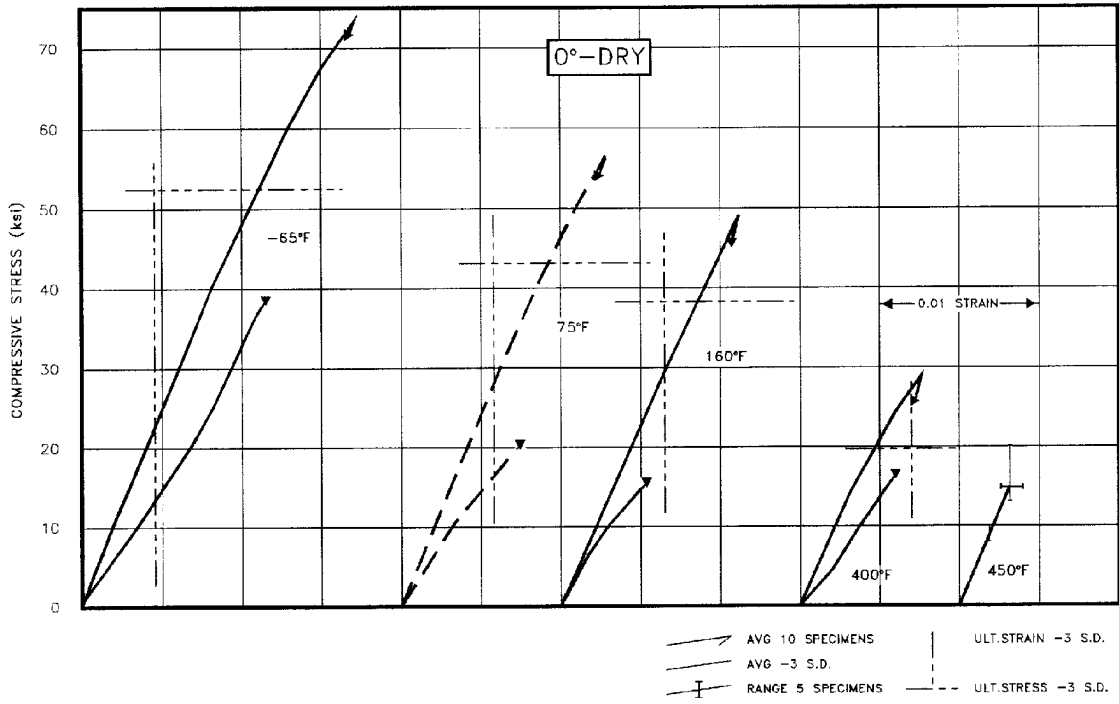


FIGURE A1.4.2(a) Compressive stress-strain for F-161/7781 fiberglass epoxy loaded in the 0° direction (26% resin.)

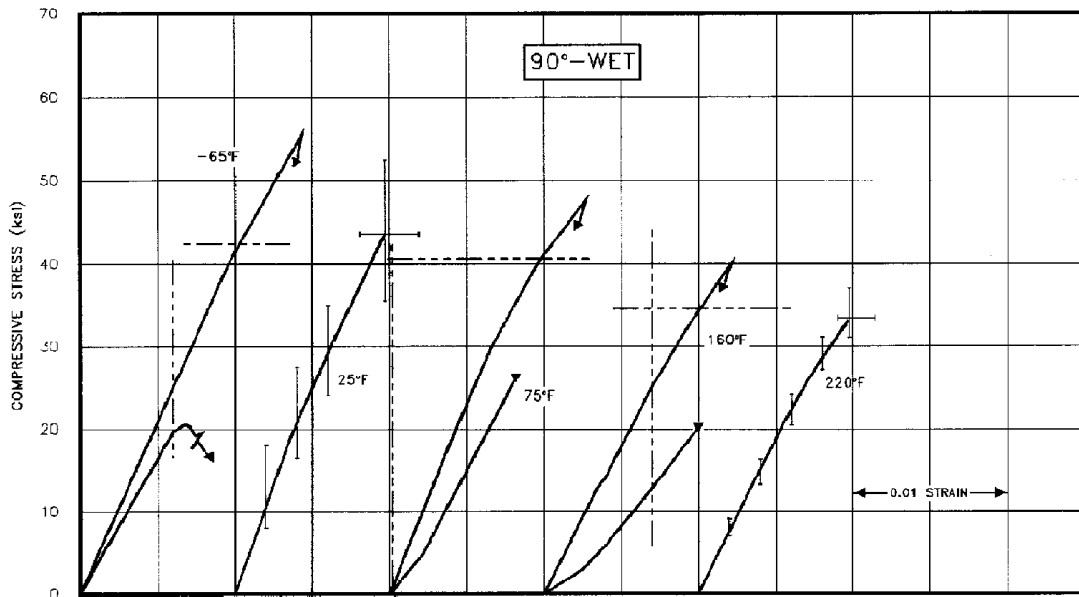
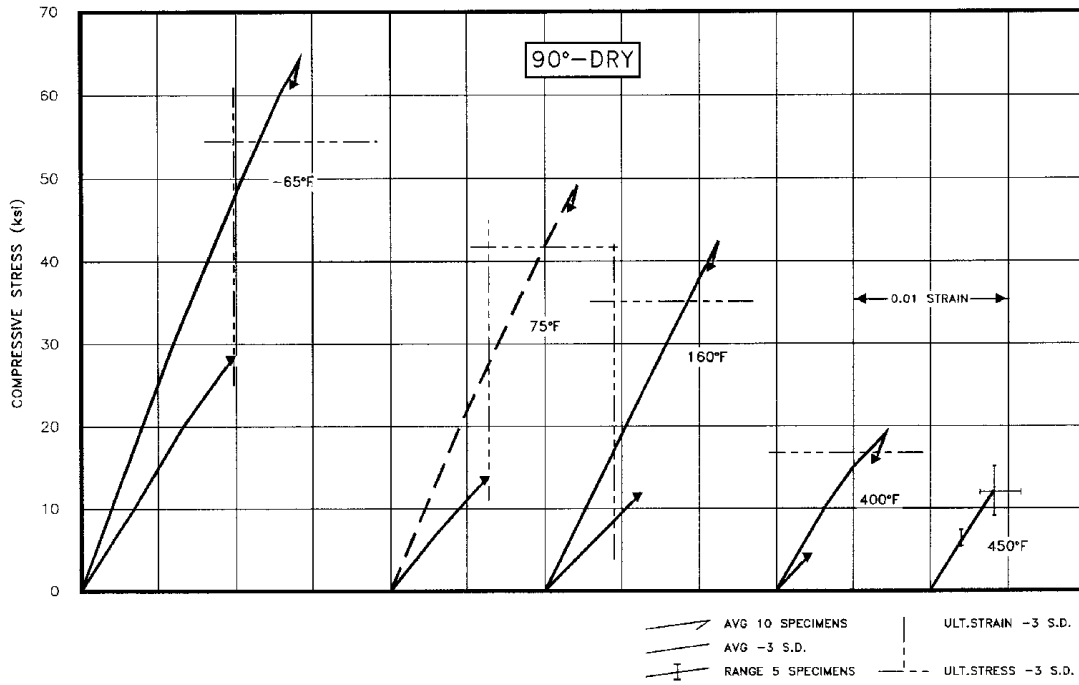
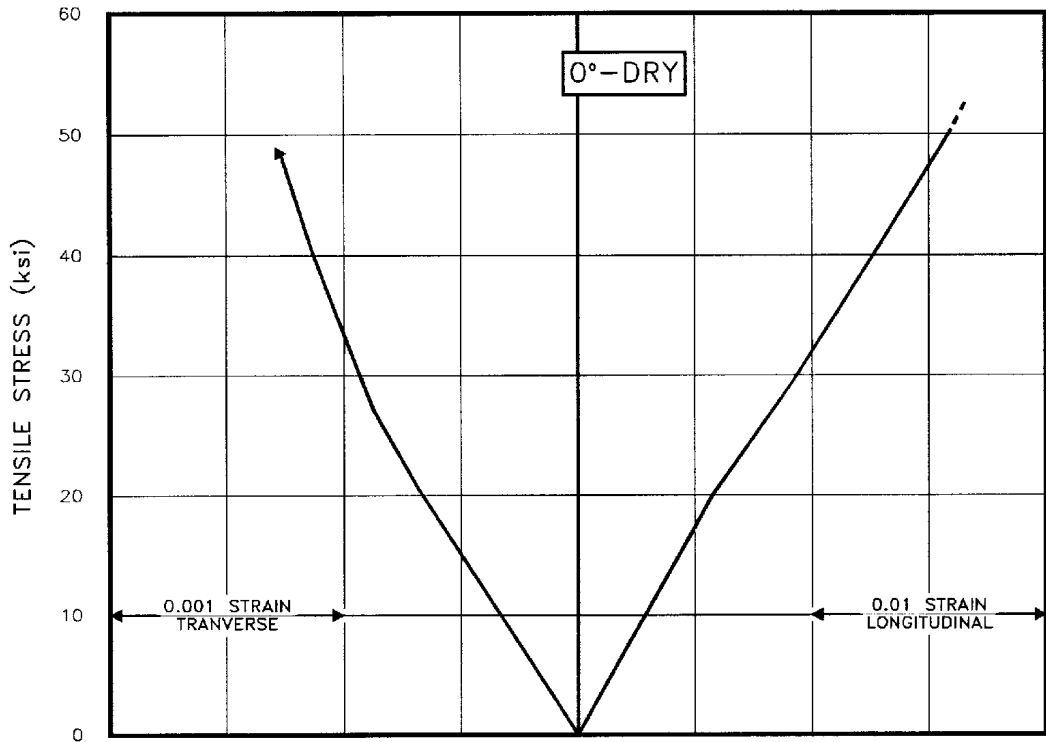


FIGURE A1.4.2(b) Compressive stress-strain for F-161/7781 fiberglass epoxy loaded in the 90° direction (26% resin).



AVG 5 SPECIMENS

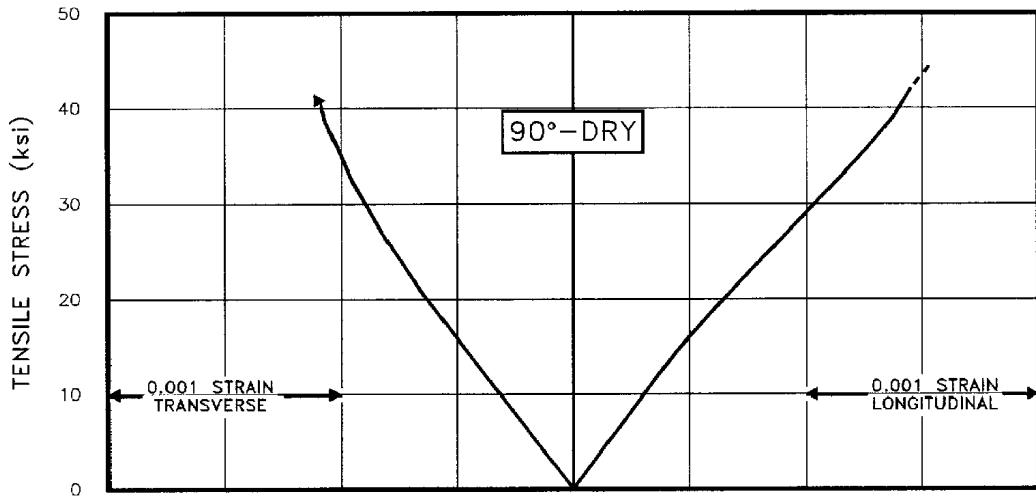


FIGURE A1.4.4 Poisson effects for F-161/7781 fiberglass epoxy (26% resin).

MIL-HDBK-17-2F

Volume 2, Appendix A1

TABLE A1.5 Summary of Mechanical Properties of Hexcel F-161/7781 (ECDE-1/0-550) Fiberglass Epoxy (31% Resin)

Fabrication		Lay-up:		Vacuum:		Pressure:		Bleedout:		Cure:		Postcure:		Plies:		
		Balanced		None		55-65 psi		Vertical and Stepped Edge		1 hr/350°F		2 hr/300°F 2.5 hr/400°F		8 and 10		
Physical Properties		Weight Percent Resin:				Avg. Specific Gravity:				Avg. Percent Voids:				Avg. Thickness:		
		31.0				1.92				0.6				0.009 inch/ply		
Test Methods		Tension:		Compression:		Shear:		Flexure:		Bearing:		Interlaminar Shear:				
Temperature Condition		MIL-HDBK-17		MIL-HDBK-17		Picture Frame		ASTM-D790								
		-65°F				75°F				160°F				400°F		
		Dry		Wet		Dry		Wet		Dry		Wet		Dry		
		Avg	SD	Avg	SD	Avg	SD	Avg	SD	Avg	SD	Avg	SD	Avg	SD	
Tension	ultimate stress, ksi	0°	85.2	4.68	82.3	4.97			64.0	2.04	60.1	3.75	51.4	4.23	47.3	4.87
		90°	70.0	5.24	67.9	2.98			53.5	2.91	49.3	0.95	39.8	3.50	31.0	1.95
	ultimate strain, %	0°	2.93	0.14	2.53	0.18			2.10	0.06	2.02	0.10	1.66	0.17	1.66	0.18
		90°	2.50	0.21	2.41	0.22			1.90	0.11	1.86	0.06	1.47	0.09	1.25	0.09
	proportional limit, ksi	0°														
		90°														
	initial modulus, 10 ⁶ psi	0°	4.22		4.30				3.84		3.69	3.72	3.65		3.09	
		90°	3.97		4.15				3.68		3.37	3.34	3.30		2.75	
	secondary modulus, 10 ⁶ psi	0°	3.13		3.01				3.03		2.97	0.04	2.88		2.94	
	90°	2.62		2.96				2.62		2.55	0.25	2.46		2.47		
Compression	ultimate stress, ksi	0°	73.1	5.18	66.0	10.75			54.4	7.04	50.6		45.9	5.39	32.8	6.04
		90°	58.4	3.17	57.5	11.56			47.3	4.73	42.2		38.7	4.19	25.8	8.27
	ultimate strain, %	0°	1.86	0.21	1.72	0.32			1.33	0.28	1.52		1.04	0.23	0.95	0.24
		90°	1.61	0.29	1.44	0.36			1.10	0.21	1.30		0.99	0.22	0.87	0.28
	proportional limit, ksi	0°	44.0		38.0				33.0		32.0		25.0		16.0	
		90°	33.0		33.0				30.0		--		21.0		15.0	
	initial modulus, 10 ⁶ psi	0°	3.90		4.04				4.03		3.42		4.06		3.50	
		90°	3.56		3.84				3.96		3.23		4.01		3.07	
	Shear	ultimate stress, ksi	0°-90° ±45°	20.5	2.23					15.9	0.72	13.7	0.82			
Flexure			-65°F Dry			75°F Dry			160° Dry							
			Avg	Max	Min	Avg	Max	Min	Avg	Max	Min					
	ultimate stress, ksi	0°				90.23	93.74	87.29								
	proportional limit, ksi	0°														
initial modulus, 10 ⁶ psi	0°															
Bearing	ultimate stress, ksi	0°														
	stress at 4% elong., ksi	0°														
Interlaminar Shear	ultimate stress, ksi	0°				5.56	5.65	5.50								

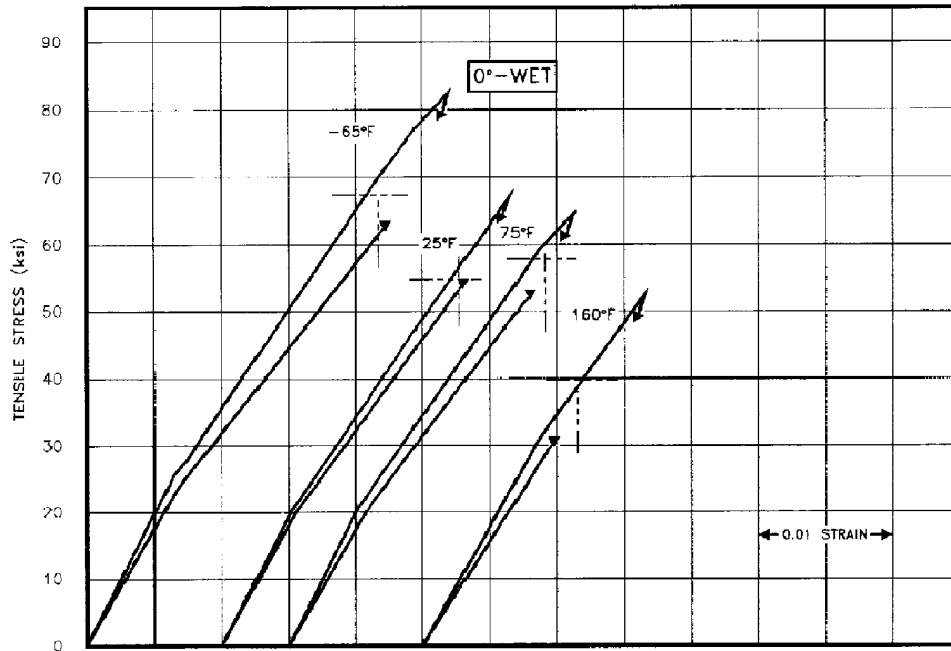
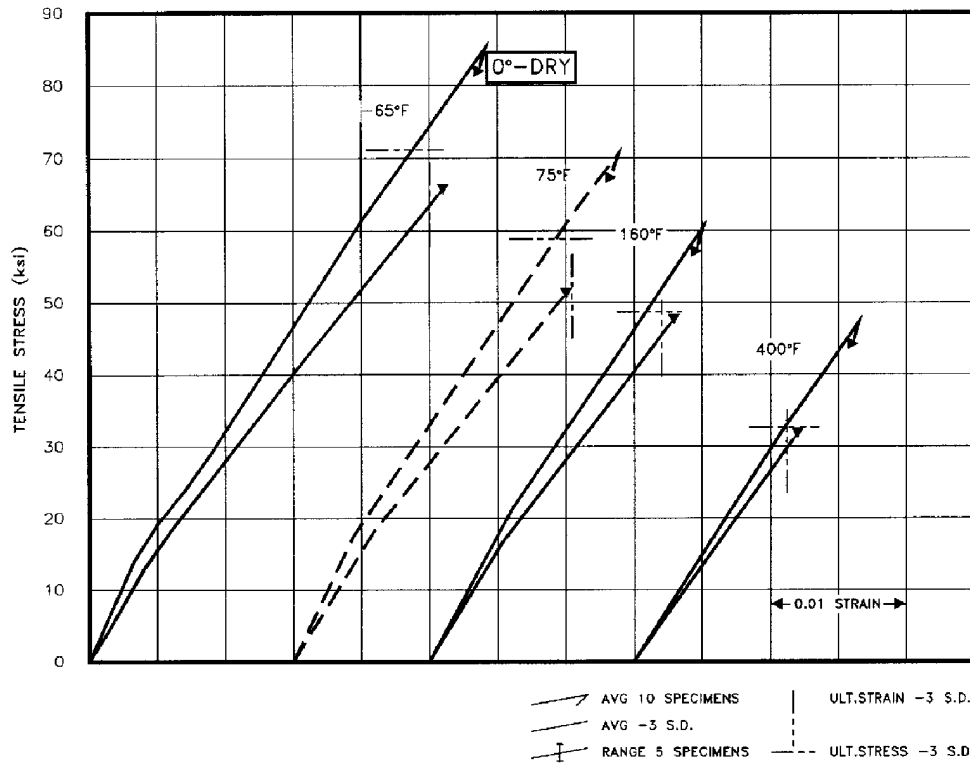


FIGURE A1.5.1(a) Tensile stress-strain for F-161/7781 fiberglass epoxy loaded in the 0° direction (31% resin).

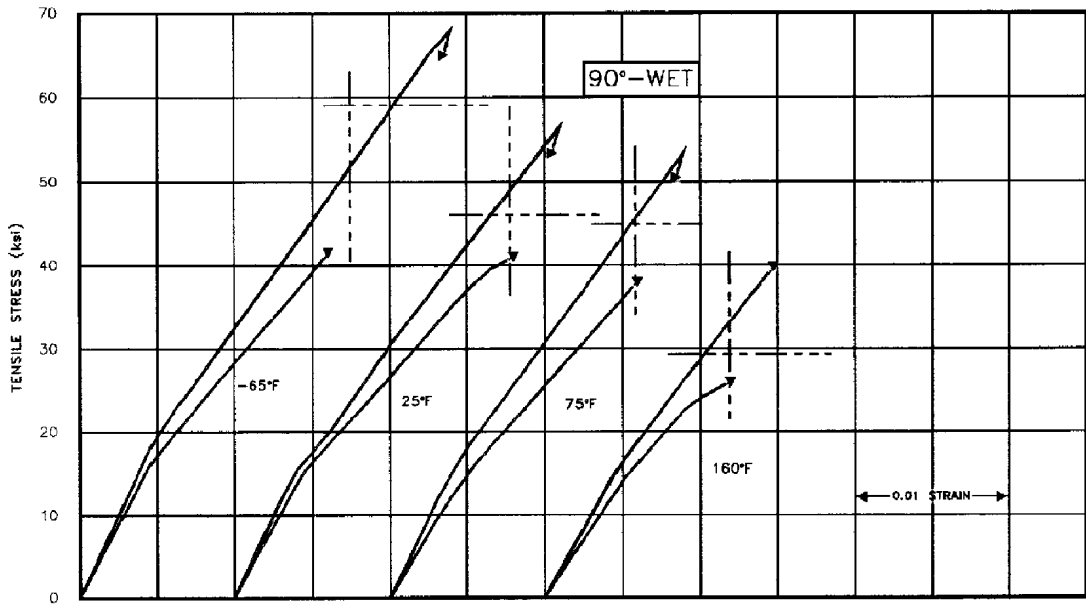
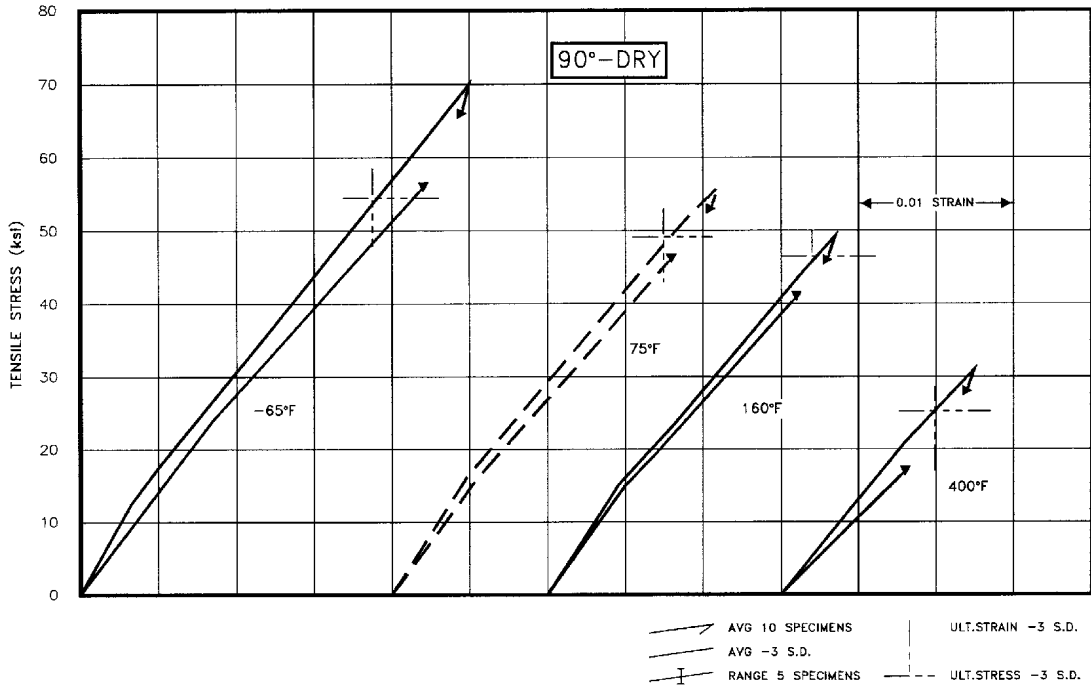


FIGURE A1.5.1(b) Tensile stress-strain for F-161/7781 fiberglass epoxy loaded in the 90° direction (31% resin).

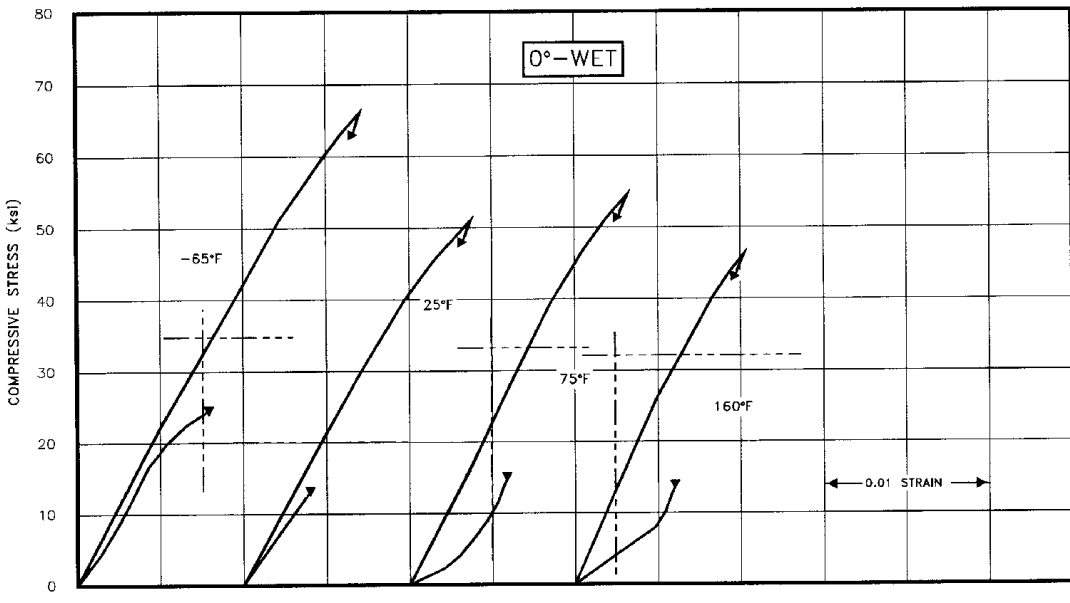
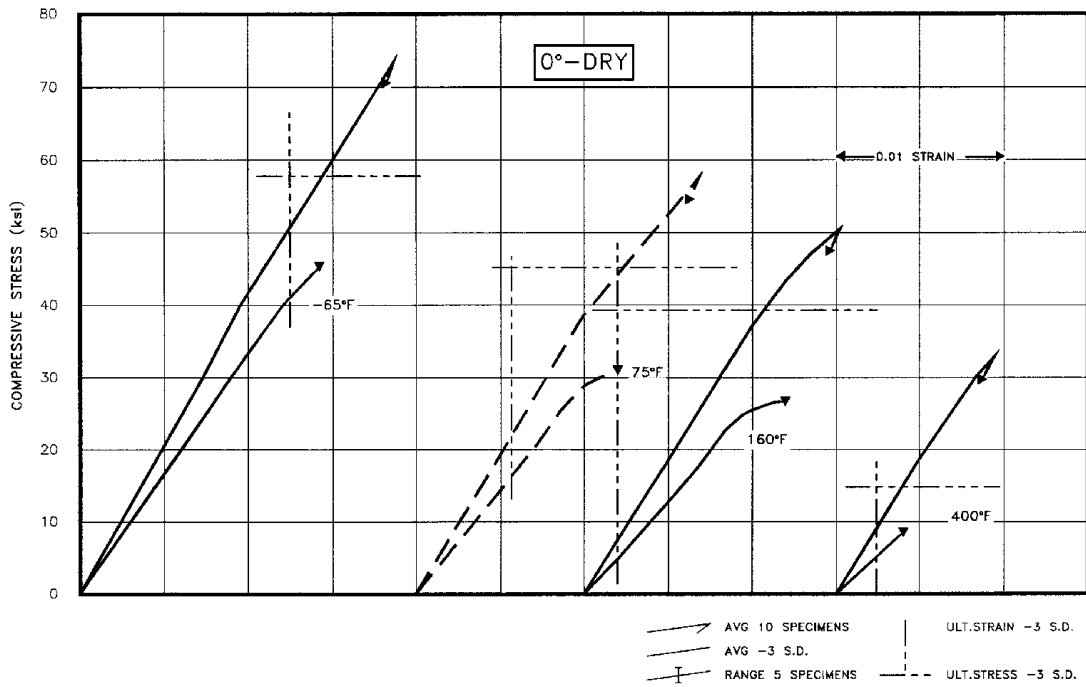


FIGURE A1.5.2(a) Compressive stress-strain for F-161/7781 fiberglass epoxy loaded in the 0° direction (31% resin).

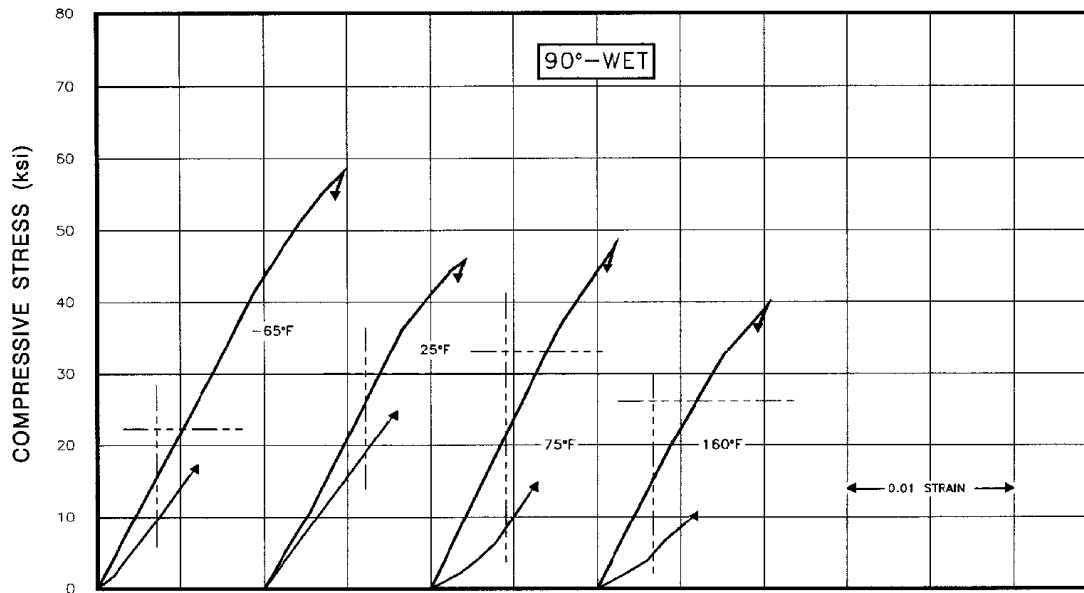
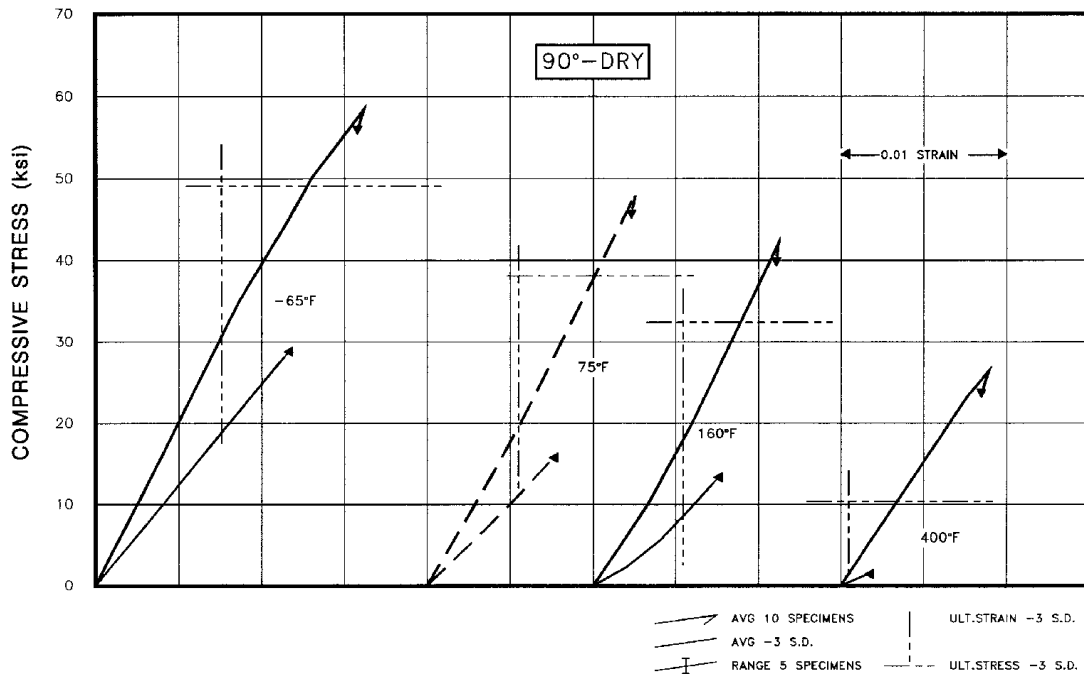


FIGURE A1.5.2(b) Compressive stress-strain for F-161/7781 fiberglass epoxy loaded in the 90° direction (31% resin).

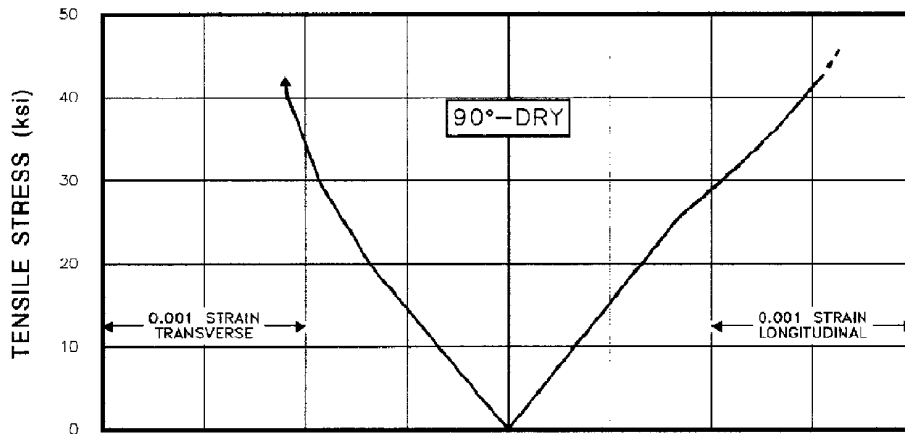
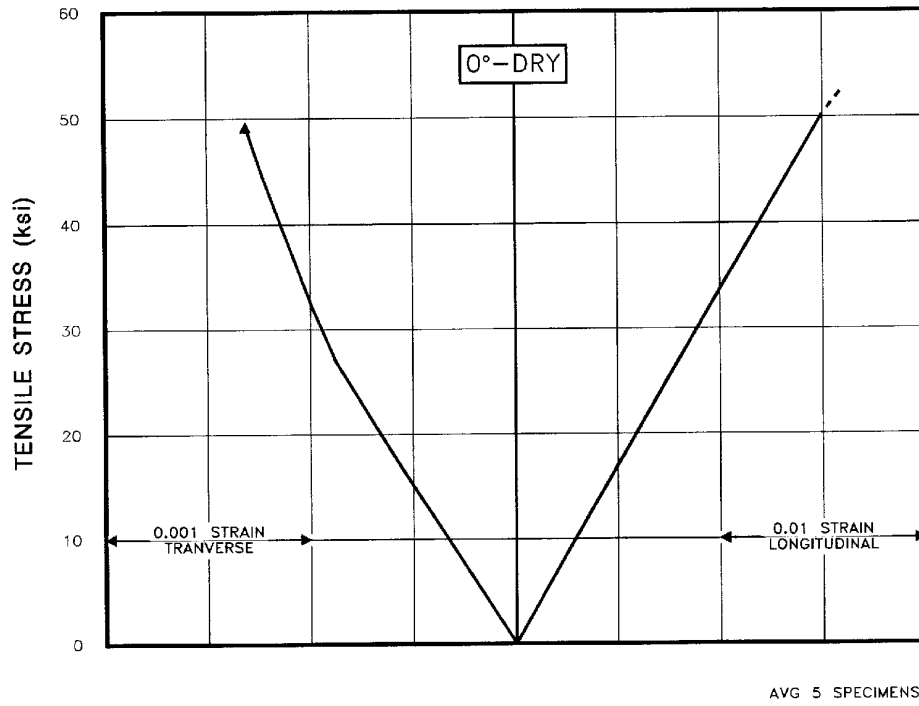


FIGURE A1.5.4 Poisson effects for F-161/7781 fiberglass epoxy (31% resin).

MIL-HDBK-17-2F

Volume 2, Appendix A1

TABLE A1.6 Summary of Mechanical Properties of Hexcel F-161/7781 (ECDE-1/0-550) Fiberglass Epoxy (36% Resin)

Fabrication		Lay-up: Balanced		Vacuum: None		Pressure: 55-65 psi		Bleedout: Vertical and Stepped Edge		Cure: 1 hr/350°F		Postcure: 2 hr/300°F 2.5 hr/400°F		Plies: 8					
Physical Properties		Weight Percent Resin: 35.6				Avg. Specific Gravity: 1.86				Avg. Percent Voids: 0.9				Avg. Thickness: 0.010 inch/ply					
Test Methods		Tension: MIL-HDBK-17				Compression: MIL-HDBK-17				Shear: Picture Frame				Flexure: ASTM-D790		Bearing:		Interlaminar Shear:	
Temperature Condition		-65°F				75°F				160°F				400°F					
		Dry		Wet		Dry		Wet		Dry		Wet		Dry					
		Avg	SD	Avg	SD	Avg	SD	Avg	SD	Avg	SD	Avg	SD	Avg	SD	Avg	SD		
Tension	ultimate stress, ksi	0°	83.9	2.85	73.0	2.89			55.5	2.57	61.9	2.24	45.0	1.85	39.2	3.40			
		90°	68.7	4.19	63.9	1.61			48.9	2.67	51.9	3.25	37.6	0.99	32.0	1.44			
	ultimate strain, %	0°	3.30	0.18	2.79	0.02			2.12	0.14	2.61	0.08	1.59	0.07	1.45	0.13			
		90°	2.80	0.18	2.41	0.05			1.95	0.09	2.18	0.19	1.50	0.05	1.35	0.08			
	proportional limit, ksi	0°																	
		90°																	
	initial modulus, 10 ⁶ psi	0°	3.84		3.81				3.58		3.25		3.35		2.96				
		90°	3.67		3.81				3.30		3.13		3.18		2.51				
secondary modulus, 10 ⁶ psi	0°	2.81		2.75				3.04		2.49		3.04		2.74					
	90°	2.65		2.67				2.72		2.39		2.70		2.22					
Compression	ultimate stress, ksi	0°	76.2	5.88	68.8	4.36			55.1	2.63	54.7	5.49	46.0	5.66	31.0	8.08			
		90°	56.0	4.56	52.9	6.32			47.0	6.78	36.9	1.47	35.3	3.30	23.2	3.26			
	ultimate strain, %	0°	2.13	0.28	1.64	0.23			1.36	0.32	1.90	0.56	1.32	2.41	1.02	0.23			
		90°	1.75	0.48	1.58	0.57			2.00	0.89	1.29	0.09	1.27	2.40	0.91	0.14			
	proportional limit, ksi	0°	28.0		24.0				24.0		32.0		22.0		17.0				
		90°	18.0		17.0				16.0		28.0		17.0		12.0				
	initial modulus, 10 ⁶ psi	0°	4.10		4.50				3.87		3.45		3.36		2.87				
		90°	4.00		4.10				3.64		2.87		2.88		2.63				
Shear	ultimate stress, ksi	0°-90° ±45°	19.6	1.04					15.0	0.70	12.7	0.62							
Flexure			-65°F Dry			75°F Dry			160°F Dry										
			Avg	Max	Min	Avg	Max	Min	Avg	Max	Min								
	ultimate stress, ksi	0°				86.31	92.16	79.07											
	proportional limit, ksi	0°																	
initial modulus, 10 ⁶ psi	0°																		
Bearing	ultimate stress, ksi	0°																	
	stress at 4% elong., ksi	0°																	
Interlaminar Shear	ultimate stress, ksi	0°				5.56	5.65	5.50											

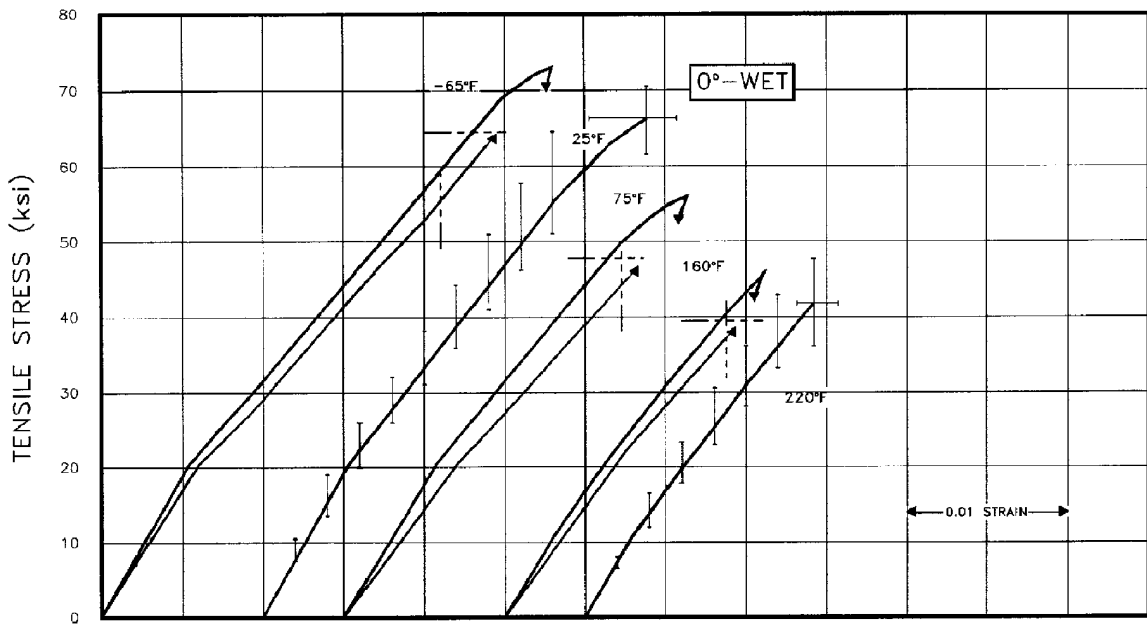
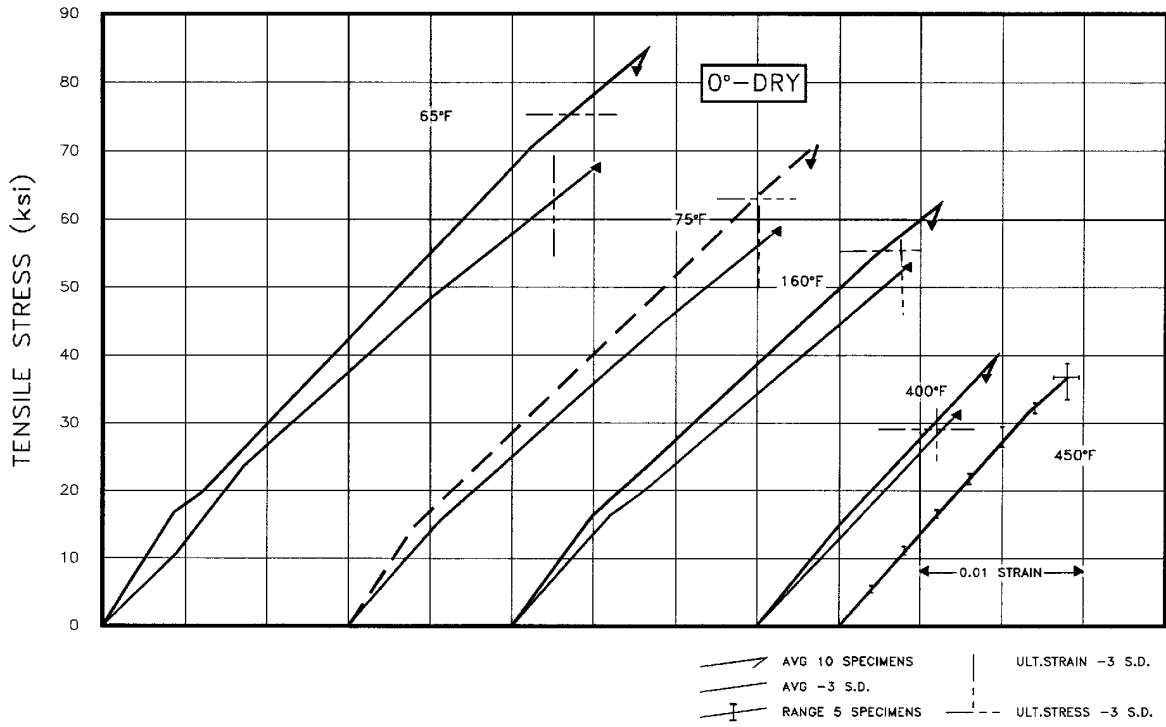


FIGURE A.1.6.1(a) Tensile stress-strain for F-161/7781 fiberglass epoxy loaded in the 0° direction (36% resin).

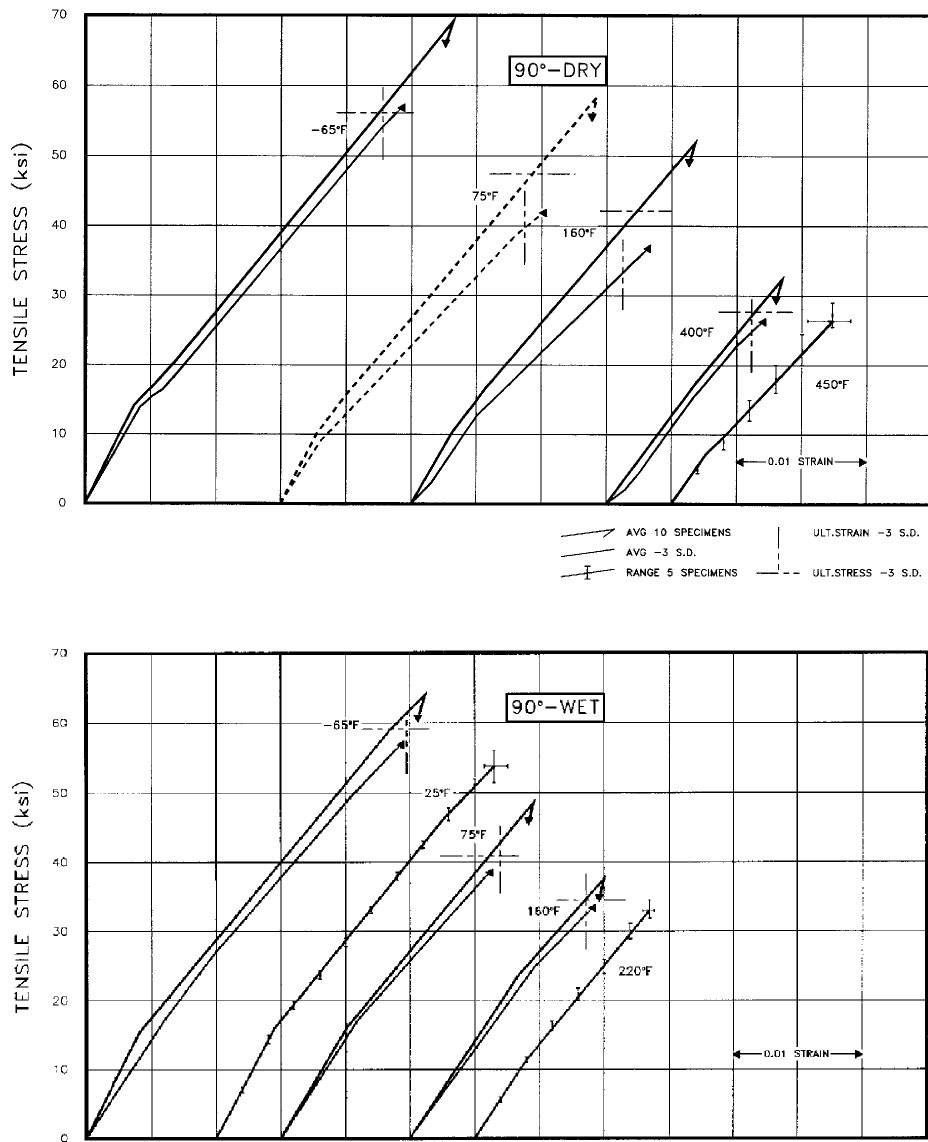


FIGURE A1.6.1(b) Tensile stress-strain for F-161/7781 fiberglass epoxy loaded in the 90° direction (36% resin).

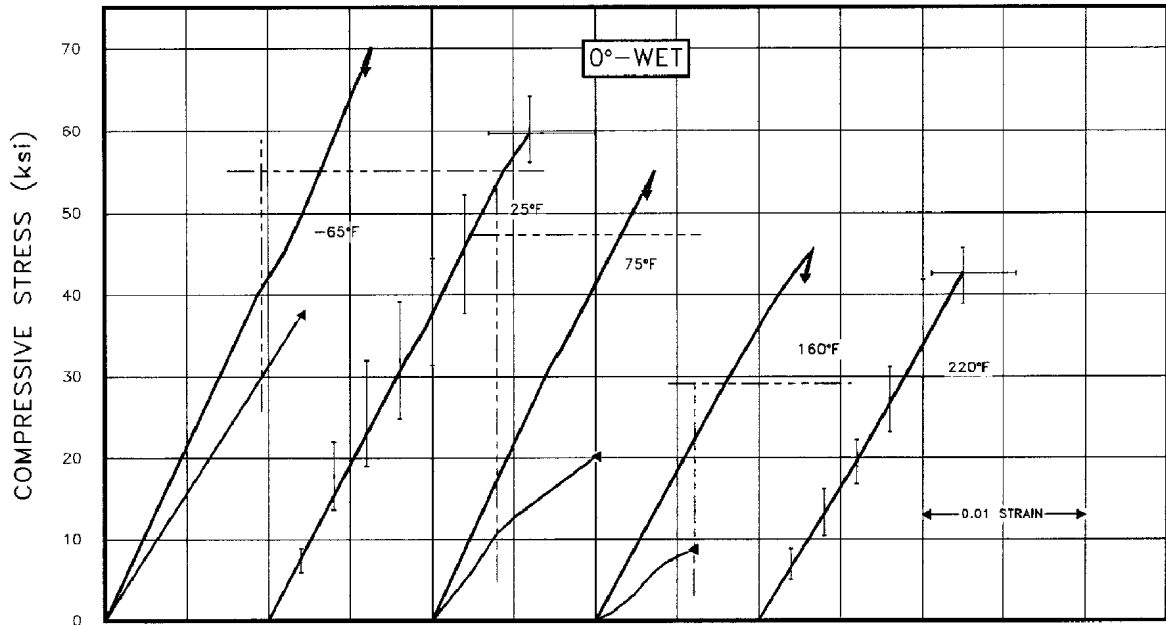
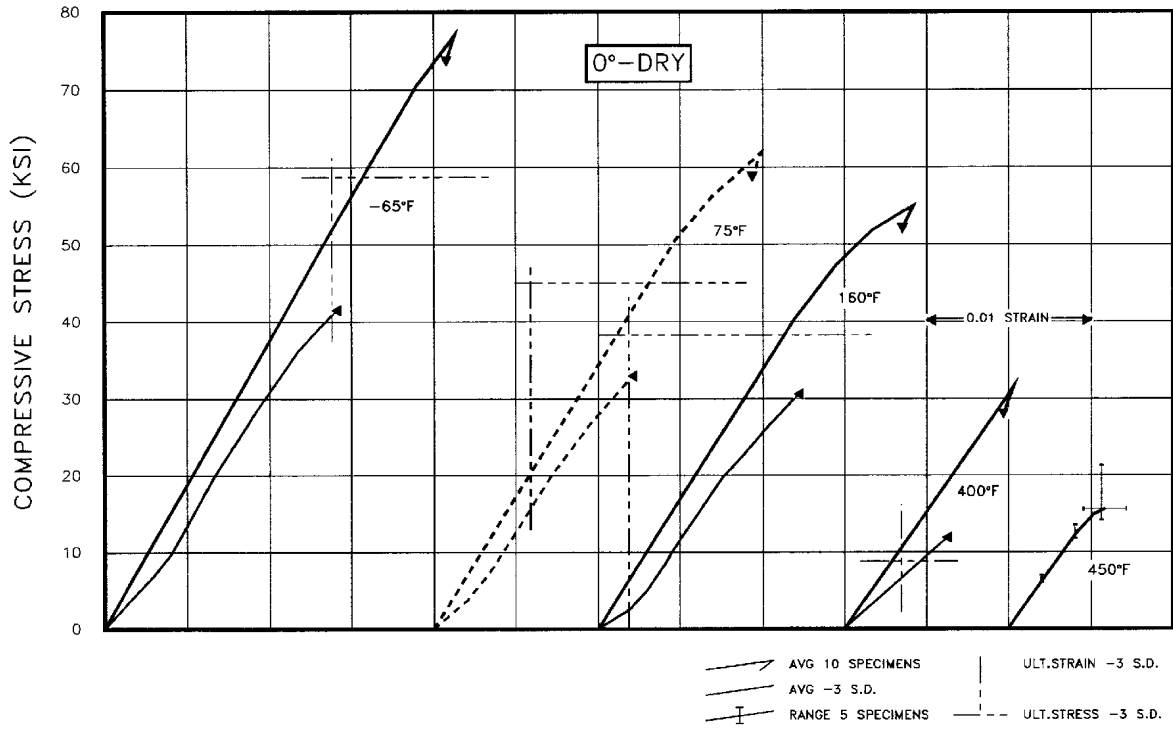


FIGURE A1.6.2(a) Compressive stress-strain for F-161/7781 fiberglass epoxy loaded in the 0° direction (36% resin).

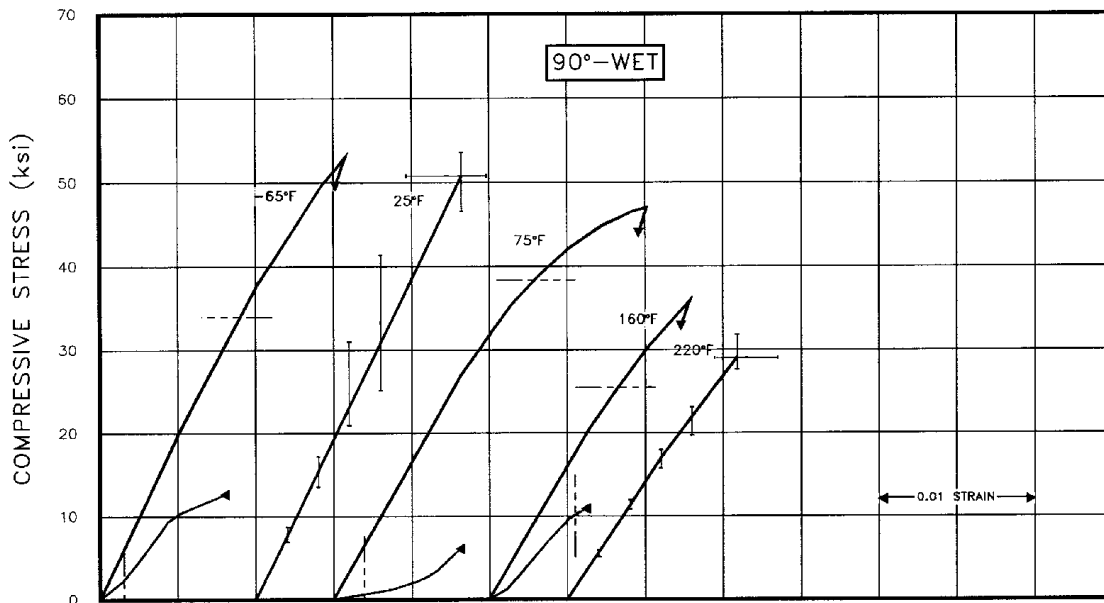
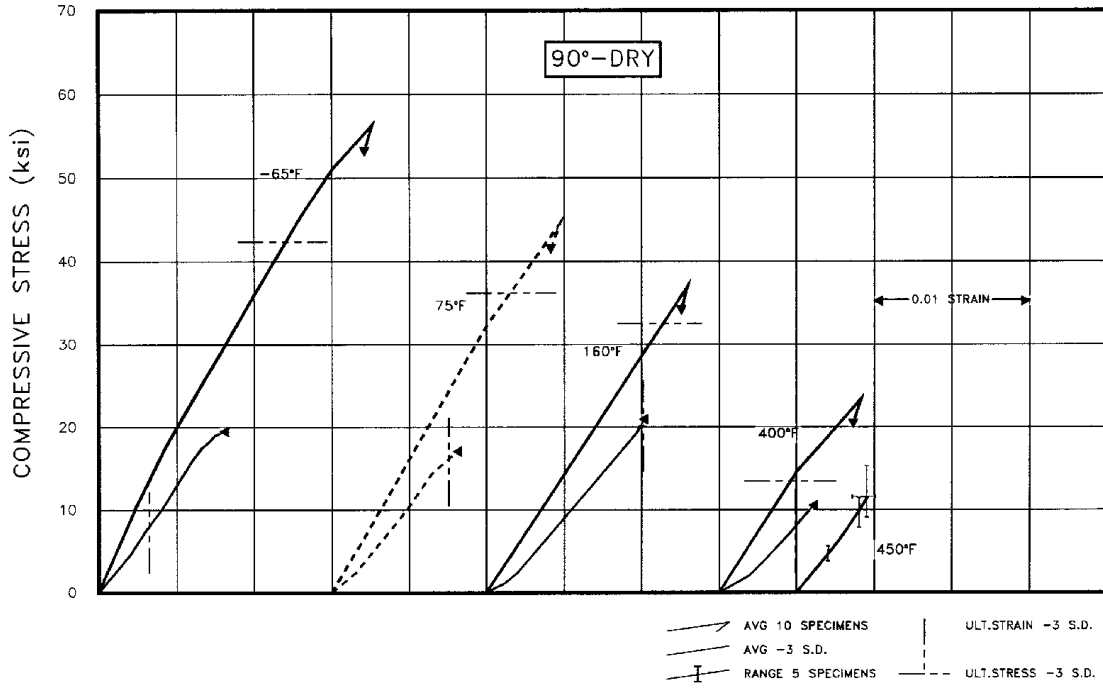


FIGURE A1.6.2(b) Compressive stress-strain for F-161/7781 fiberglass epoxy loaded in the 90° direction (36% resin).

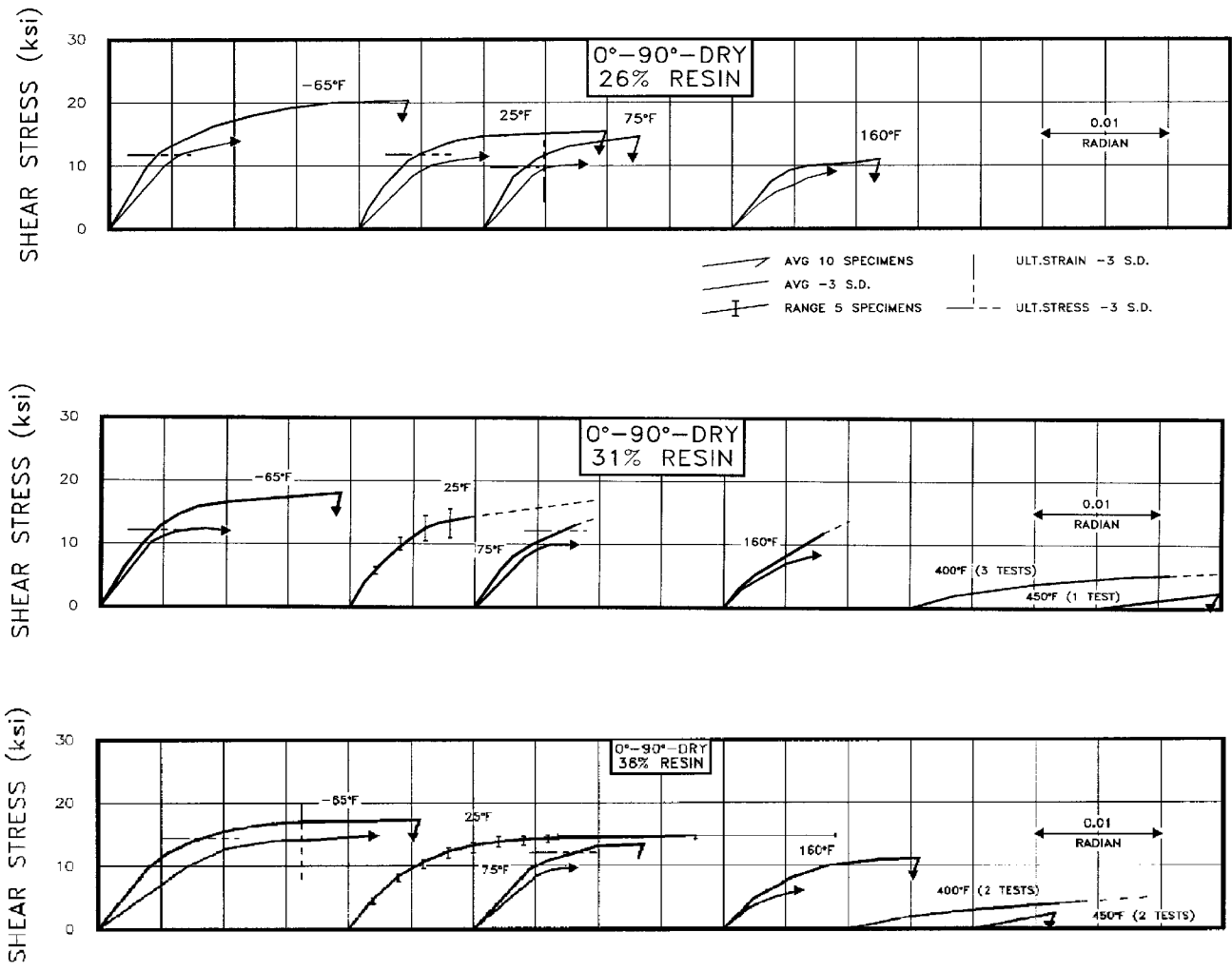
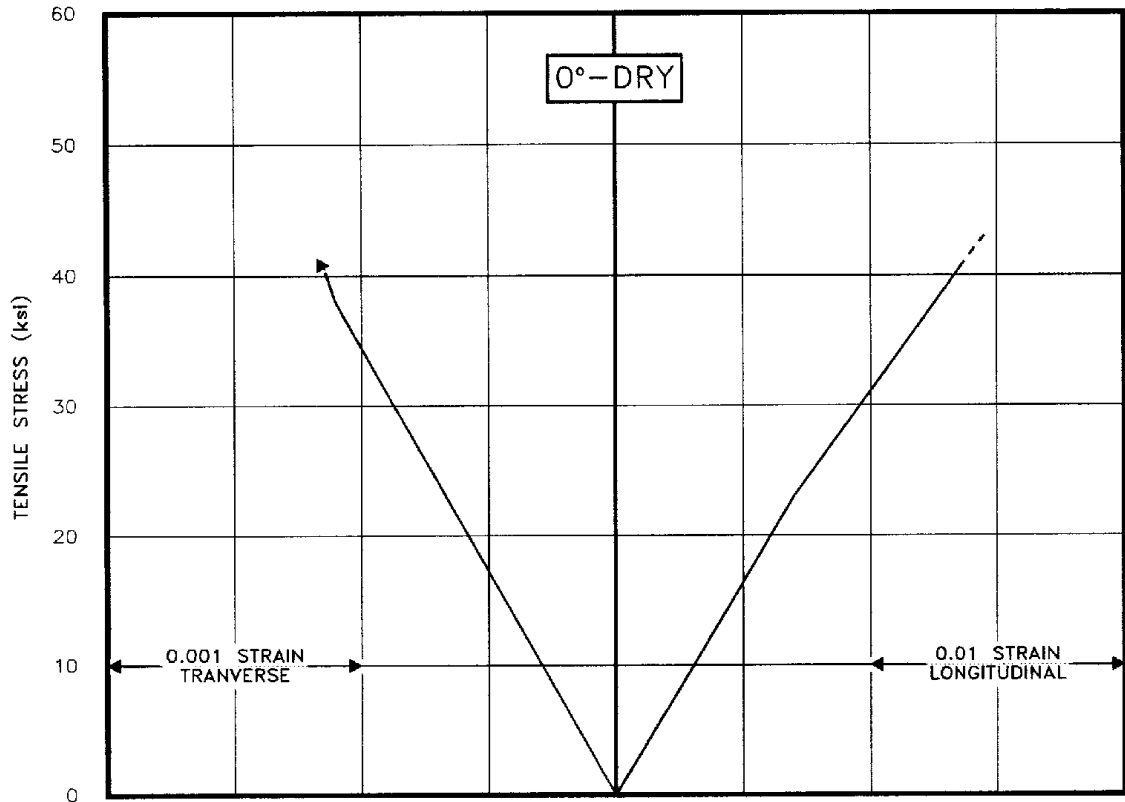


FIGURE A1.6.3 Picture frame shear for F-161/7781 fiberglass epoxy (26%, 31%, 36% resin).



AVG 5 SPECIMENS

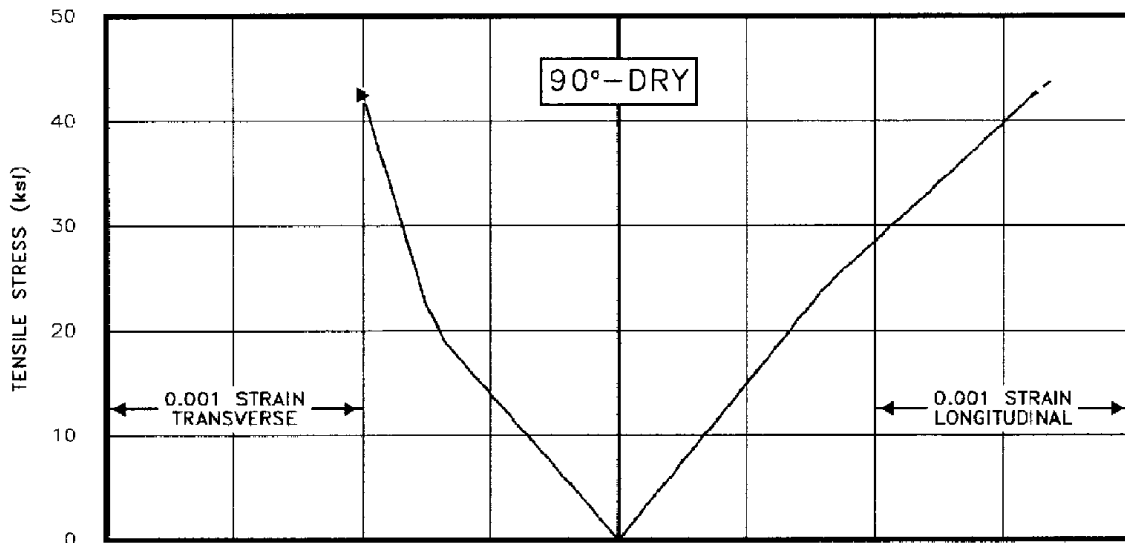


FIGURE A1.6.4 Poisson effects for F-161/7781 fiberglass epoxy (36% resin).

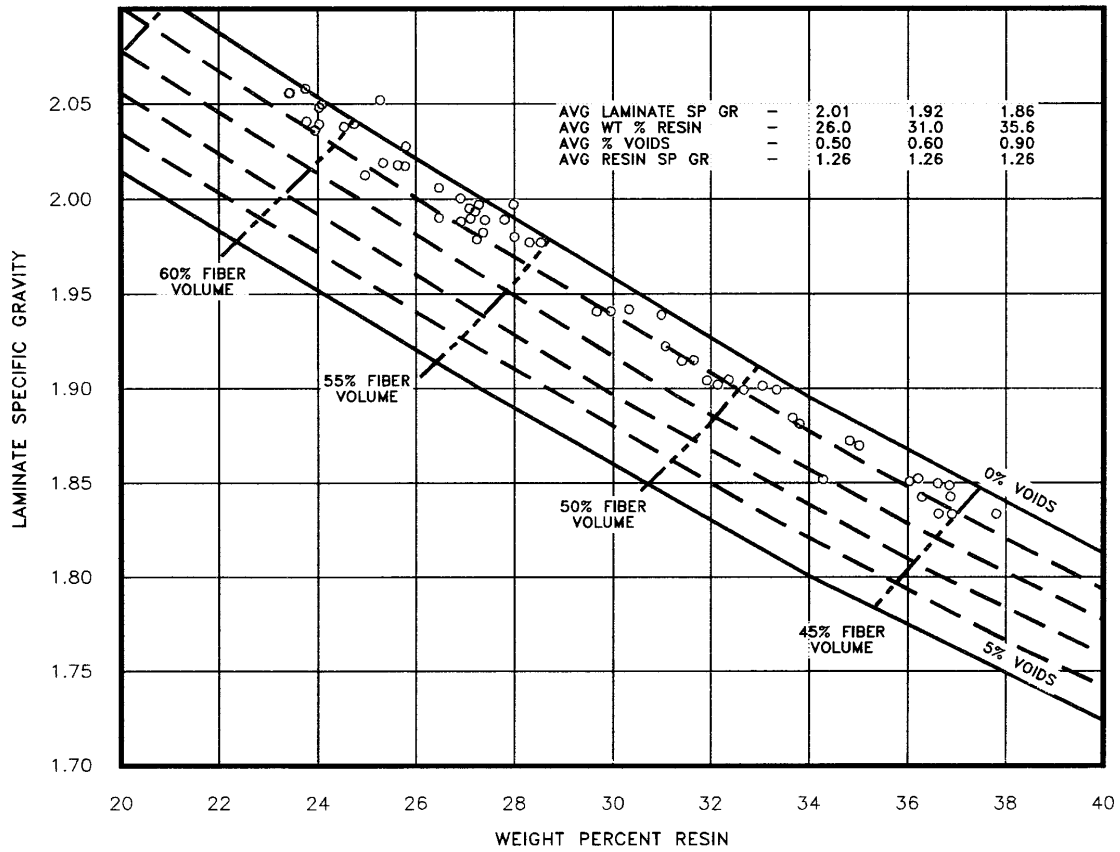


FIGURE A.1.6.5 Voids vs. resin content and specific gravity for F-161/7781 fiberglass epoxy (26%, 31%, 36% resin).

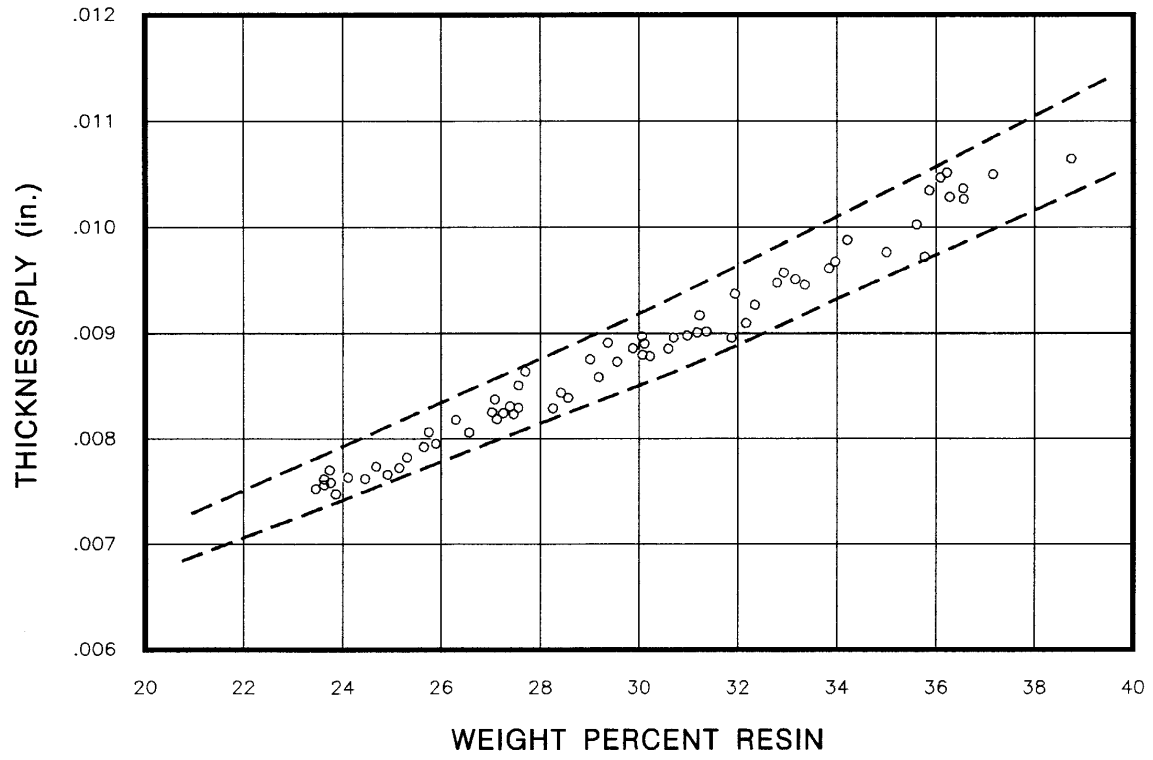


FIGURE A1.6.6 Thickness vs. resin content for F-161/7781 fiberglass epoxy.

This page intentionally left blank

TABLE A1.8 Summary of Mechanical Properties of Narmco N588/7781 (ECDE-1/0-550) Fiberglass Epoxy

Fabrication	Lay-up: Balanced		Vacuum: None		Pressure: 45-55 psi		Bleedout: Vertical		Cure: Stepwise to 350°F; 1hr/350°F		Postcure: None		Plies: 8		
	Physical Properties		Weight Percent Resin: 32.8 $v_f = 0.51$			Avg. Specific Gravity: 1.91			Avg. Percent Voids: 1.0			Avg. Thickness: 0.075 inches			
	Test Methods		Tension: ASTM-D638 TYPE 1		Compression: MIL-HDBK-17		Shear: Rail		Flexure: ASTM-D790		Bearing: ASTM-D953		Interlaminar Shear: Short Beam		
	Temperature Condition		-65°F				75°F				160°F				400°F
		Dry		Wet		Dry		Wet		Dry		Wet		Dry	
		Avg	SD	Avg	SD	Avg	SD	Avg	SD	Avg	SD	Avg	SD	Avg	SD
Tension															
ultimate stress, ksi	0°	71.4	2.4	63.8	3.3	58.4	2.1	50.0	2.3	48.8	3.0	35.0	2.0	40.4	3.4
	90°	59.3	3.3	50.6	2.4	47.2	3.8	41.1	2.7	41.4	2.0	28.9	2.8	33.3	3.8
ultimate strain, %	0°	2.41	0.09	2.06	0.15	2.05	0.18	1.61	0.12	1.59	0.15	1.13	0.07	1.26	0.07
	90°	2.35	0.17	1.96	0.12	1.81	0.16	1.55	0.16	1.67	0.10	1.17	0.14	1.25	0.12
proportional limit, ksi	0°	26.6	1.7	28.7	2.5	23.3	1.1	25.4	2.8	21.0	1.7	29.9	2.0	24.3	
	90°	19.3	0.8	19.2	1.6	17.6	0.8	18.1	1.4	17.3	2.5	20.9	1.3	14.3	
initial modulus, 10 ⁶ psi	0°	3.64		3.85		3.71		3.57		3.58		3.10		3.13	0.17
	90°	3.41		3.37		3.56		3.23		2.92		2.63		2.80	0.23
	90°														
Compression															
ultimate stress, ksi	0°	99.2	5.9	87.4	5.8	74.0	3.6	63.5	3.2	59.0	2.4	49.5	1.9		
	90°	83.4	3.5	71.8	4.1	62.9	2.9	53.7	1.7	50.9	1.5	40.7	1.8		
ultimate strain, %	0°	2.52	0.26	2.30	0.25	1.89	0.15	1.65	0.19	1.60	0.12	1.38	0.06		
	90°	2.30	0.27	2.06	0.20	1.87	0.14	1.58	0.15	1.63	0.16	1.29	0.08		
proportional limit, ksi	0°	42.7	2.6	46.2	2.5	44.5	3.2	39.8	3.6	37.6	2.7	30.7	2.7		
	90°	40.8	3.8	42.4	2.7	35.3	3.7	34.4	2.3	31.2	2.4	24.4	1.6		
initial modulus, 10 ⁶ psi	0°	4.32		4.15		4.18		4.11		3.88		3.70			
	90°	4.08		3.83		3.68		3.72		3.41		3.41			
Shear															
ultimate stress, ksi	0°-90° ±45°	22.6				16.0	1.05					13.8			
Flexure															
		-65°F Dry				75°F Dry				160° Dry					
		Avg	Max	Min		Avg	Max	Min		Avg	Max	Min			
ultimate stress, ksi	0°	105.0	115.6	95.6		90.4	102.6	84.5		79.3	87.8	74.0			
proportional limit, ksi	0°	69.6	75.9	59.0		68.9	72.4	64.6		64.8	72.2	57.2			
initial modulus, 10 ⁶ psi	0°	3.48	3.62	3.42		3.36	3.60	3.20		3.19	3.27	3.09			
Bearing															
ultimate stress, ksi	0°	84.6	92.5	77.9		68.4	71.3	66.0		48.4	53.6	44.2			
stress at 4% elong., ksi	0°	29.3	30.9	26.5		26.2	27.4	25.3		21.8	22.8	20.6			
Interlaminar Shear															
ultimate stress, ksi	0°	8.84	9.16	8.56		8.35	8.56	8.05		7.39	7.72	6.47			

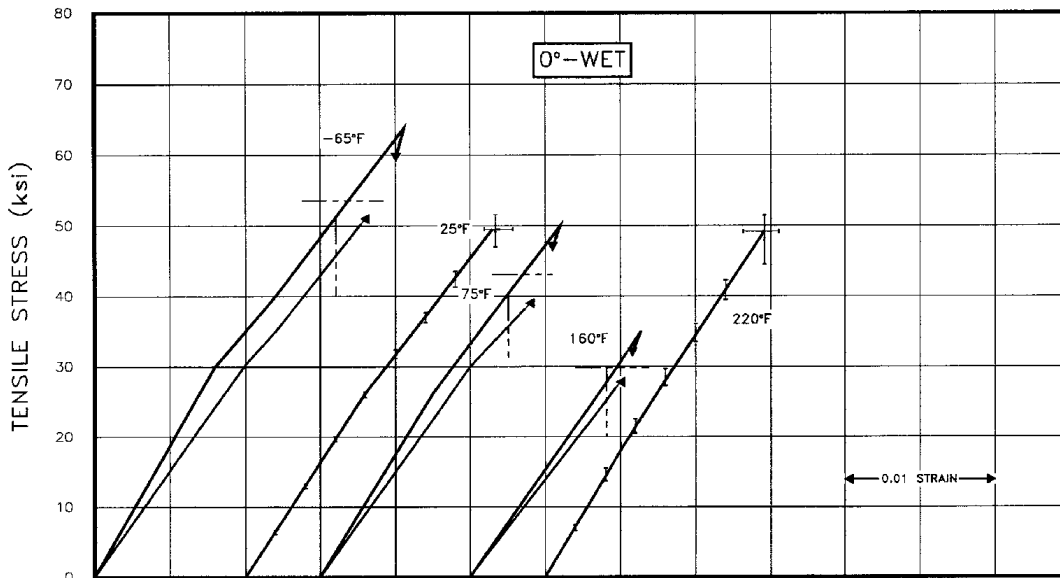
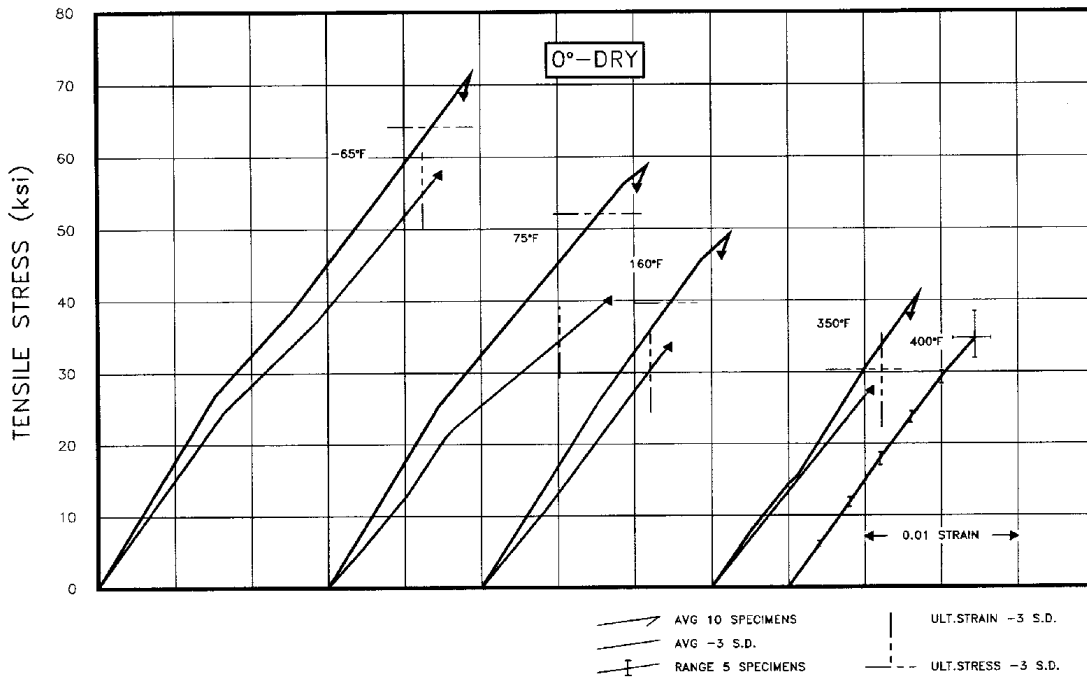


FIGURE A1.8.1(a) Tensile stress-strain for N588/7781 fiberglass epoxy loaded in the 0° direction.

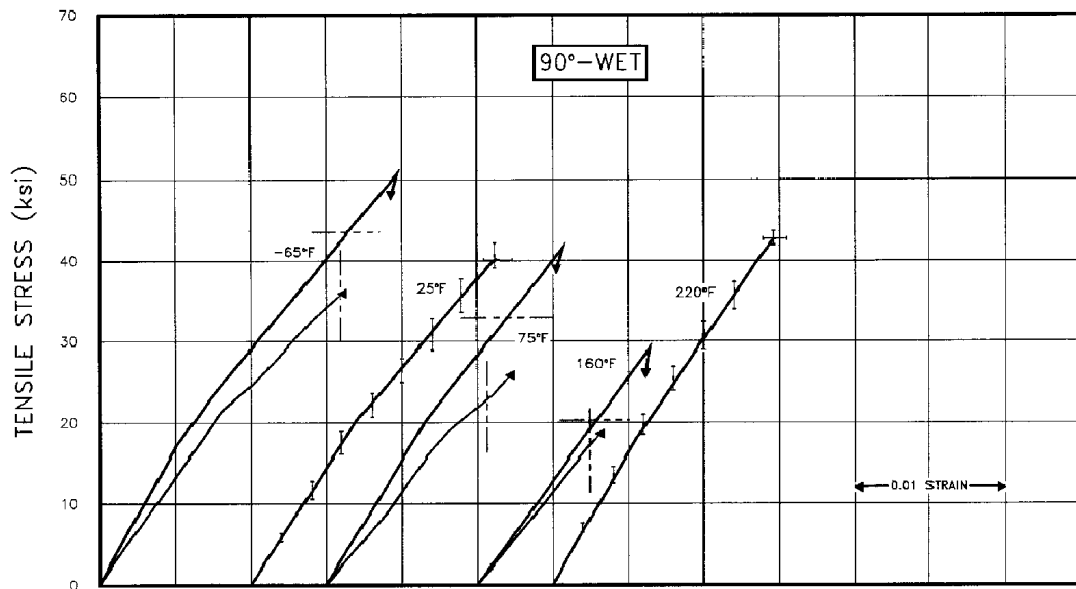
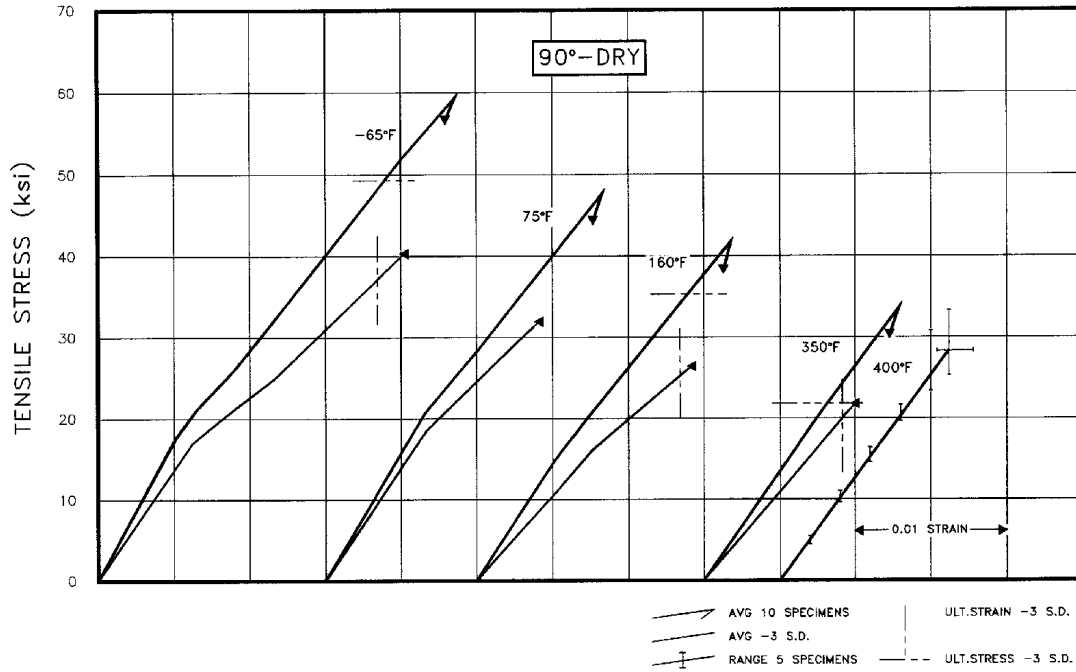


FIGURE A1.8.1(b) Tensile stress-strain for N588/7781 fiberglass epoxy loaded in the 90° direction.

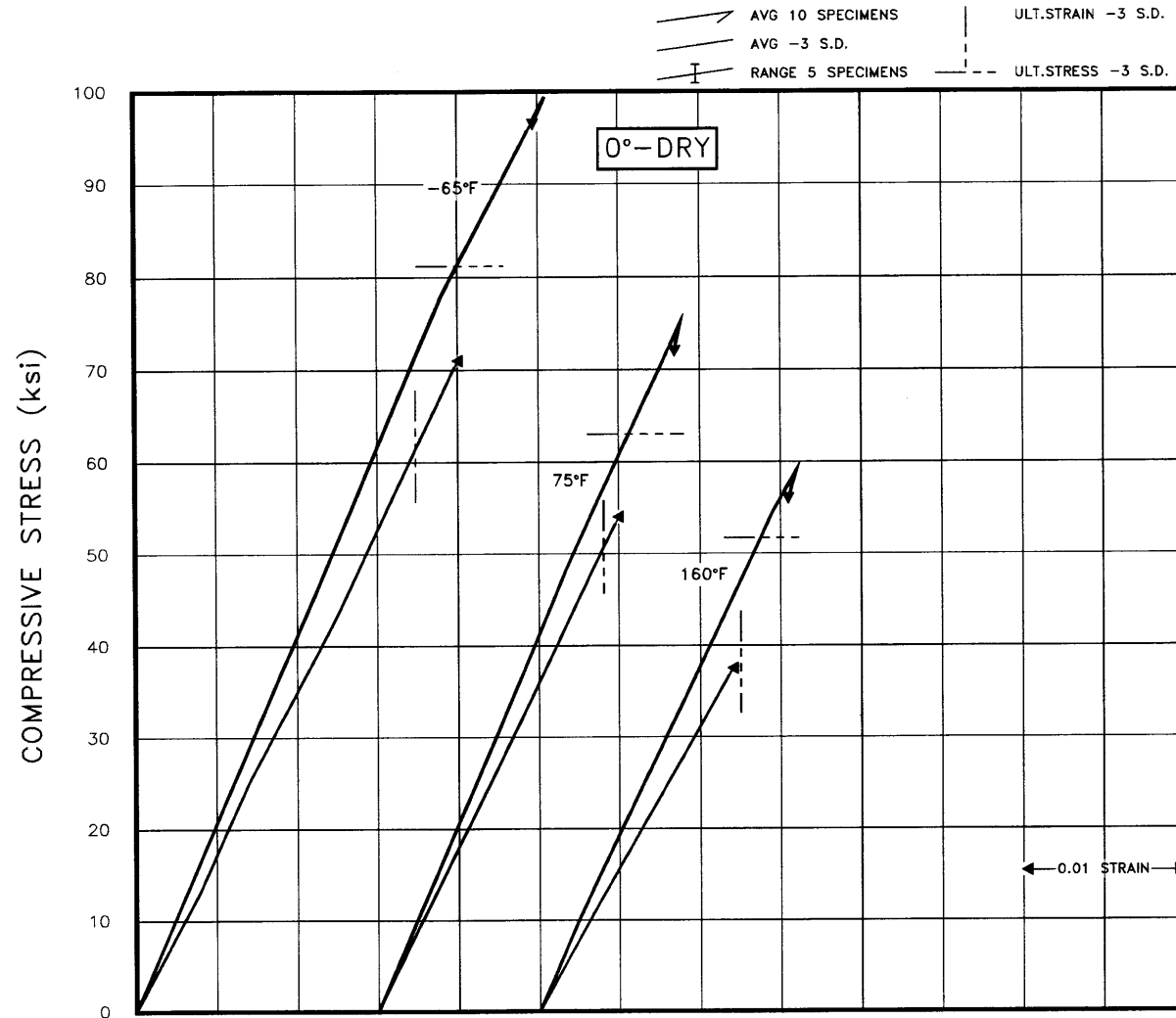


FIGURE A1.8.2(a) Compressive stress-strain for N588/7781 fiberglass epoxy loaded in the 0° direction, continued on next page.

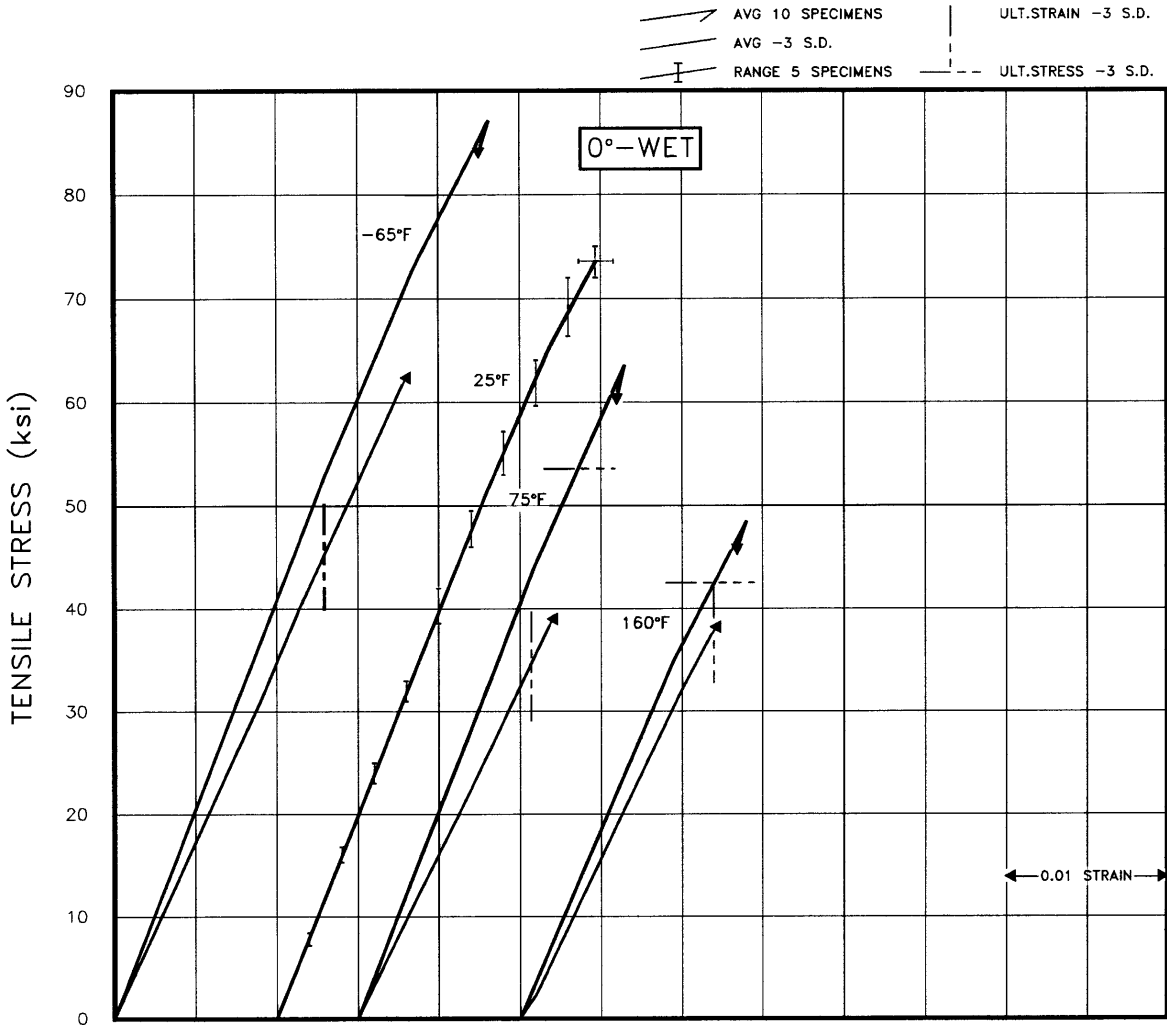


FIGURE A1.8.2(a) Compressive stress-strain for N588/7781 fiberglass epoxy loaded in the 0° direction, concluded.

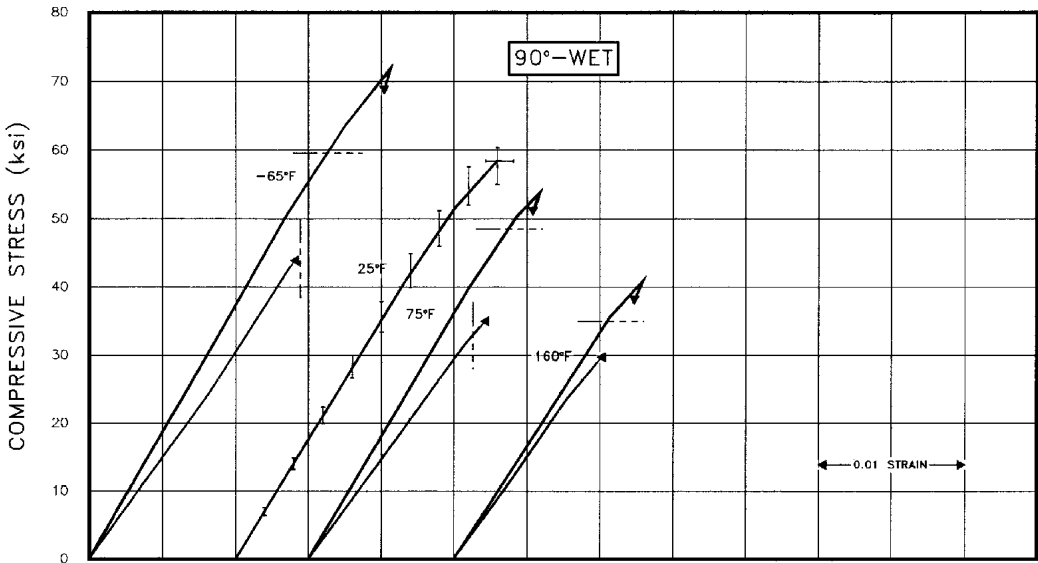
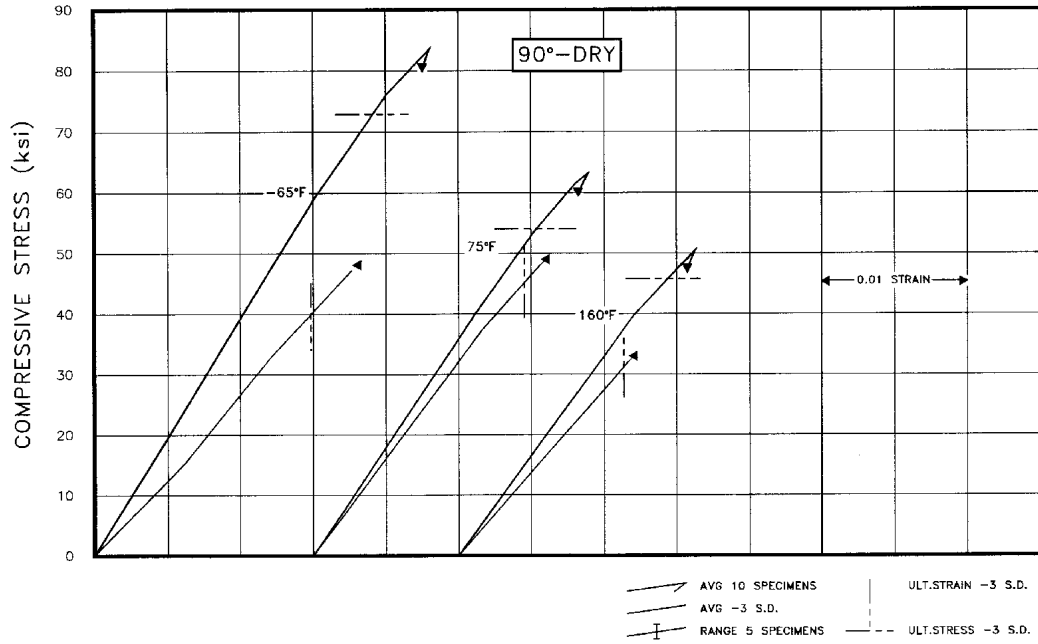


FIGURE A1.8.2(b) Compressive stress-strain for N588/7781 fiberglass epoxy loaded in the 90° direction.

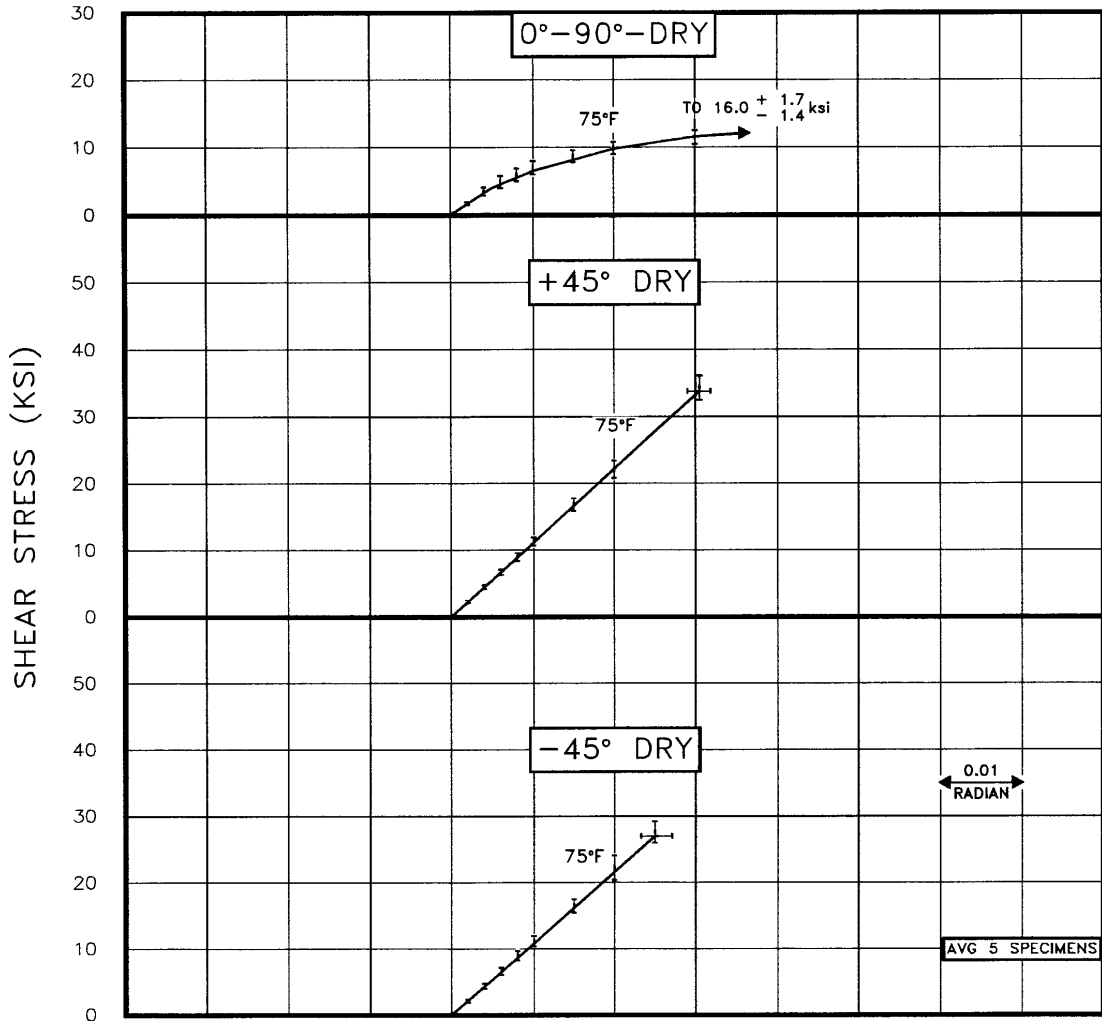


FIGURE A1.8.3 Rail shear for N588/7781 fiberglass epoxy.

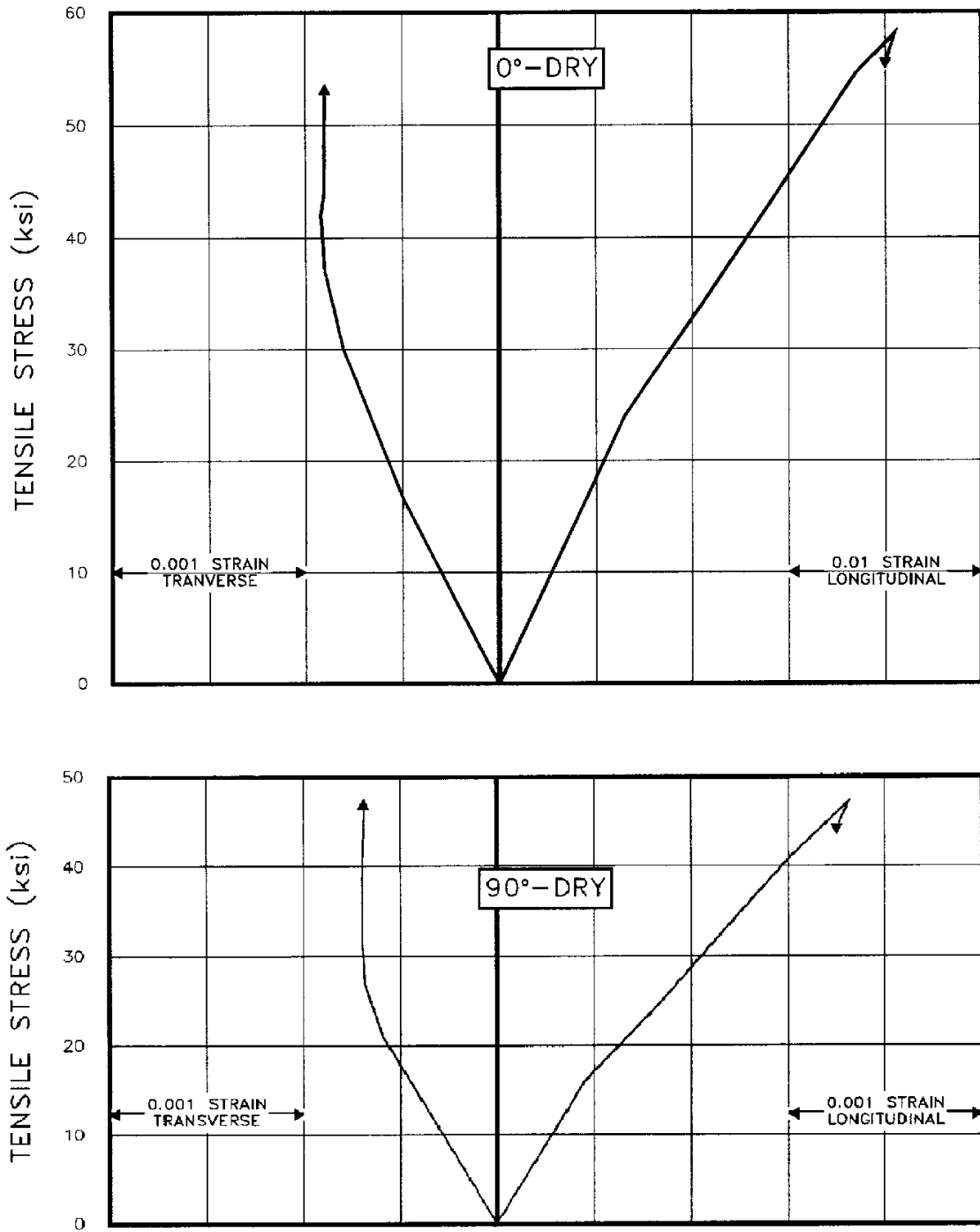


FIGURE A1.8.4 Poisson effects for N588/7781 fiberglass epoxy.

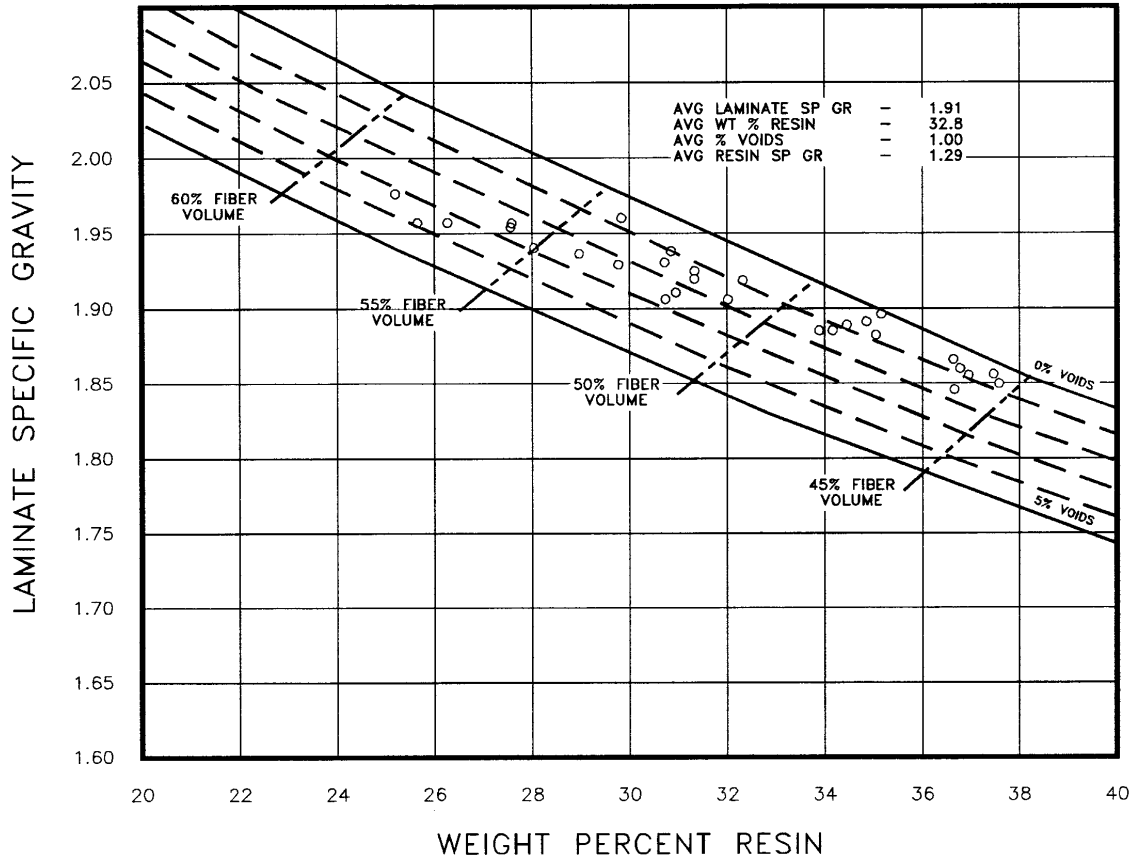


FIGURE A1.8.5 Voids vs. resin content and specific gravity for N588/7781 fiberglass epoxy.

This page intentionally left blank

MIL-HDBK-17-2F

Volume 2, Appendix A1

TABLE A1.40 Summary of Mechanical Properties of Narmco N506/7781 (ECDE-1/0-A1100) Fiberglass Phenolic.

Fabrication	Lay-up: Balanced		Vacuum:		Pressure:		Bleedout: Vertical		Cure:		Postcure:		Plies: 8		
	Physical Properties				Test Methods				Temperature Condition						
Weight Percent Resin: 25.3 - 32.3		Avg. Specific Gravity: 1.72 - 1.85				Avg. Percent Voids: Figure 4.40.5				Avg. Thickness: 0.071 - 0.095 inches					
Tension: ASTM-D638 TYPE 1		Compression: MIL-HDBK-17		Shear: Rail		Flexure: ASTM-D790		Bearing: ASTM-D953		Interlaminar Shear: Short Beam					
-65°F				75°F				160°F				400°F			
Dry		Wet		Dry		Wet		Dry		Wet		Dry			
Avg	SD	Avg	SD	Avg	SD	Avg	SD	Avg	SD	Avg	SD	Avg	SD		
Tension															
ultimate stress, ksi	0°	48.1	2.4	49.8	3.3	38.9	1.5	37.2	1.8	35.3	1.4	30.6	3.0	21.6	1.6
	90°	37.9	1.8	40.0	2.7	31.5	1.5	32.1	1.4	27.9	1.7	26.2	2.2	21.6	1.7
ultimate strain, %	0°	1.76	0.07	1.76	0.13	1.33	0.14	1.34	0.13	1.19	0.10	1.15	0.14	0.69	0.05
	90°	1.63	0.08	1.65	0.13	1.26	0.15	1.32	0.07	1.11	0.07	1.11	0.14	0.78	0.06
proportional limit, ksi	0°	13.6	0.9	18.1	1.2	13.5	0.6	17.0	1.0	13.9	1.0	14.9	0.70	9.7	1.1
	90°	9.9	0.4	12.5	0.9	9.2	0.8	12.8	0.7	10.3	0.8	11.6	0.70	8.6	0.5
initial modulus, 10 ⁶ psi	0°	3.40	0.21	3.35	0.20	3.94	0.69	3.14	0.26	3.74	0.41	3.01	0.19	3.57	0.24
	90°	3.08	0.29	3.04	0.22	3.54	0.41	2.81	0.24	3.33	0.37	2.78	0.21	3.18	0.30
secondary modulus, 10 ⁶ psi	0°														
	90°														
Compression															
ultimate stress, ksi	0°	66.7	6.2	65.9	5.0	59.7	4.7	54.5	7.1	50.6	2.3	49.2	4.2		
	90°	57.7	5.8	56.2	5.8	49.0	4.6	48.7	4.0	43.0	4.3	42.9	3.7		
ultimate strain, %	0°	1.85	0.09	1.69	0.18	1.58	0.14	1.49	0.12	1.45	0.06	1.40	0.12		
	90°	1.70	0.21	1.63	0.13	1.40	0.09	1.43	0.07	1.37	0.12	1.31	0.15		
proportional limit, ksi	0°	45.8	3.8	38.5	7.9	39.0	2.4	41.2	4.6	39.9	2.4	35.0	1.7		
	90°	35.2	3.8	34.4	5.0	32.6	4.4	35.5	3.0	32.4	3.1	31.1	3.3		
initial modulus, 10 ⁶ psi	0°	3.90	0.19	4.17	0.29	3.95	0.28	3.89	0.26	3.68	0.21	3.67	0.12		
	90°	3.69	0.25	3.68	0.17	3.70	0.20	3.57	0.20	3.30	0.23	3.45	0.21		
Shear															
ultimate stress, ksi	0°-90°	13.8				12.3	0.97			11.4					
	±45°														
Flexure															
-65°F Dry															
75°F Dry															
160°F Dry															
		Avg	Max	Min			Avg	Max	Min			Avg	Max	Min	
ultimate stress, ksi	0°	68.2	72.8	65.2			58.4	64.0	52.1			52.7	56.3	47.4	
proportional limit, ksi	0°	59.3	66.1	54.6			48.9	56.8	42.5			42.4	46.2	38.8	
initial modulus, 10 ⁶ psi	0°	2.97	3.04	2.88			2.89	2.99	2.78			2.97	3.06	2.82	
Bearing															
ultimate stress, ksi	0°	65.7	73.2	57.0			58.9	64.0	46.8			49.5	55.8	44.5	
stress at 4% elong., ksi	0°	25.1	26.0	23.7			24.5	24.9	23.8			21.6	22.6	20.7	
Interlaminar Shear															
ultimate stress, ksi	0°	4.83	5.10	4.29			4.64	4.92	3.94			4.62	4.88	4.08	

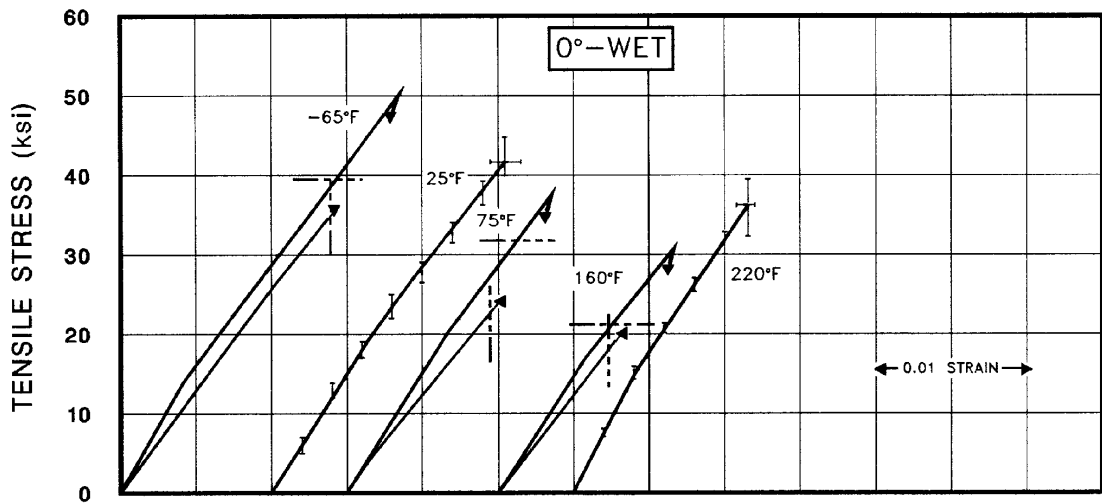
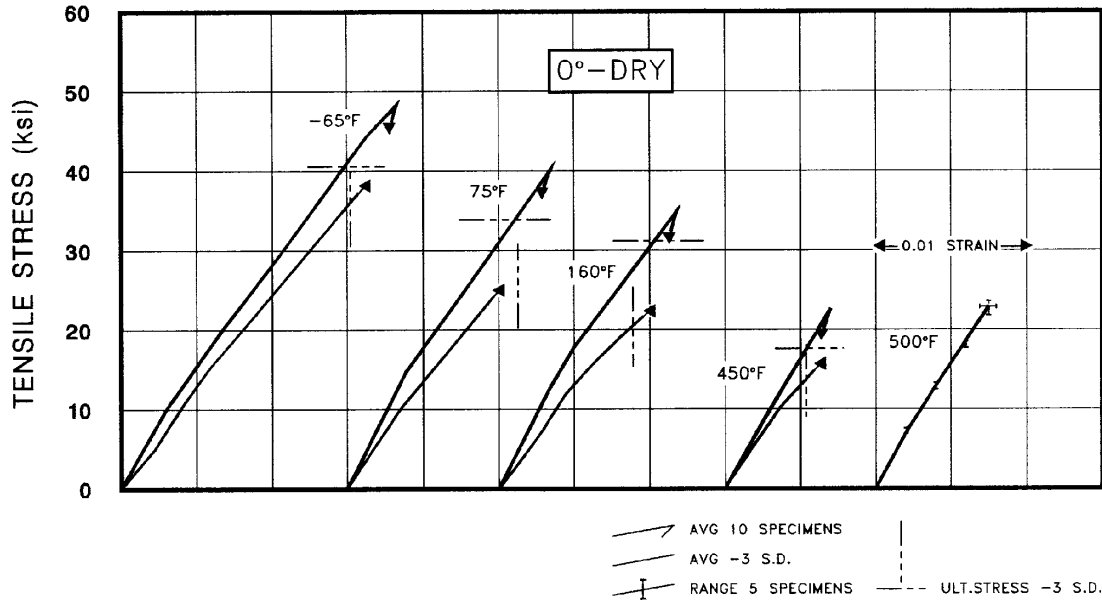


FIGURE A1.40.1(a) Tensile stress-strain for N506/7781 fiberglass phenolic loaded in the 0° direction.

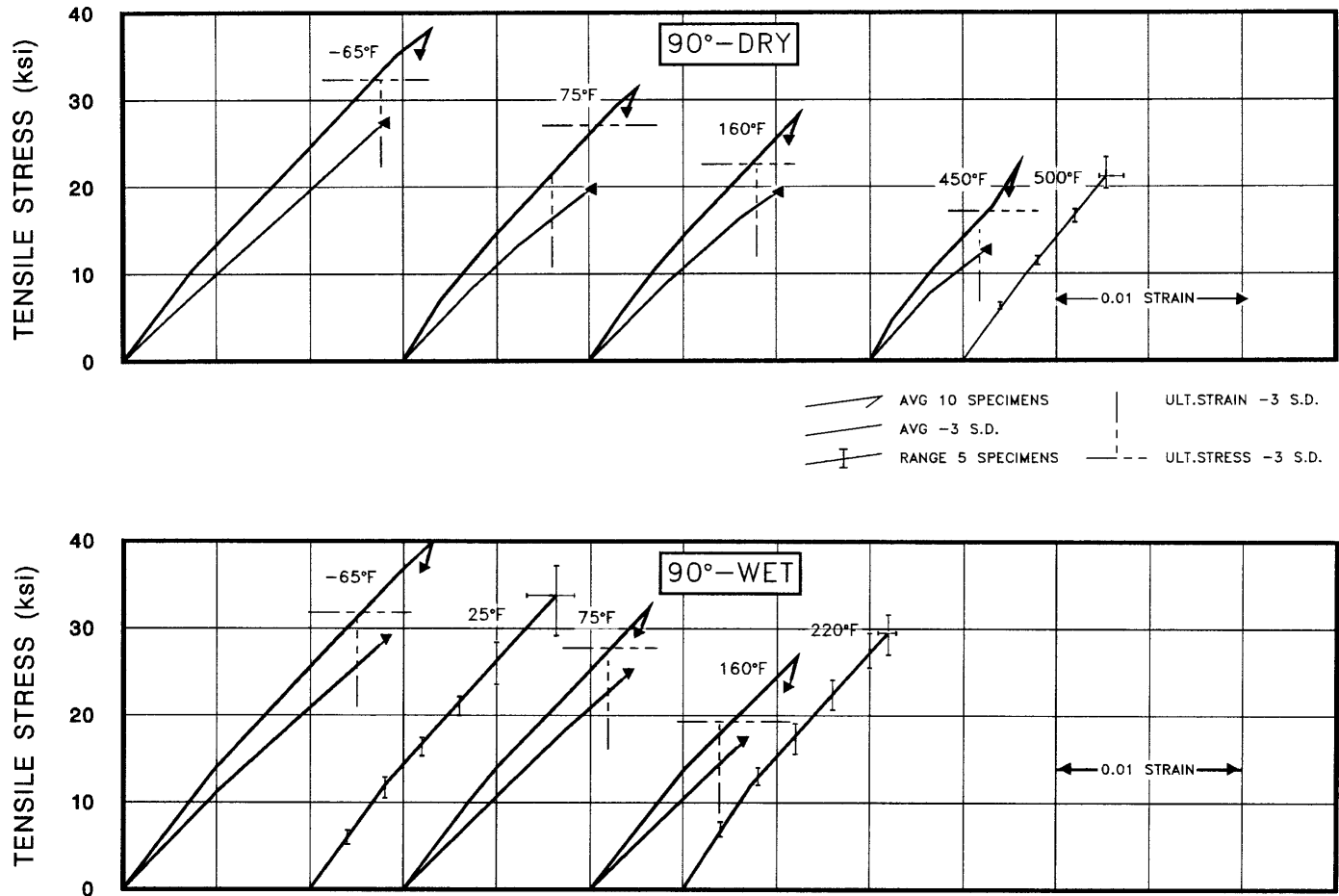


FIGURE A1.40.1(b) Tensile stress-strain for N506/7781 fiberglass phenolic loaded in the 90° direction.

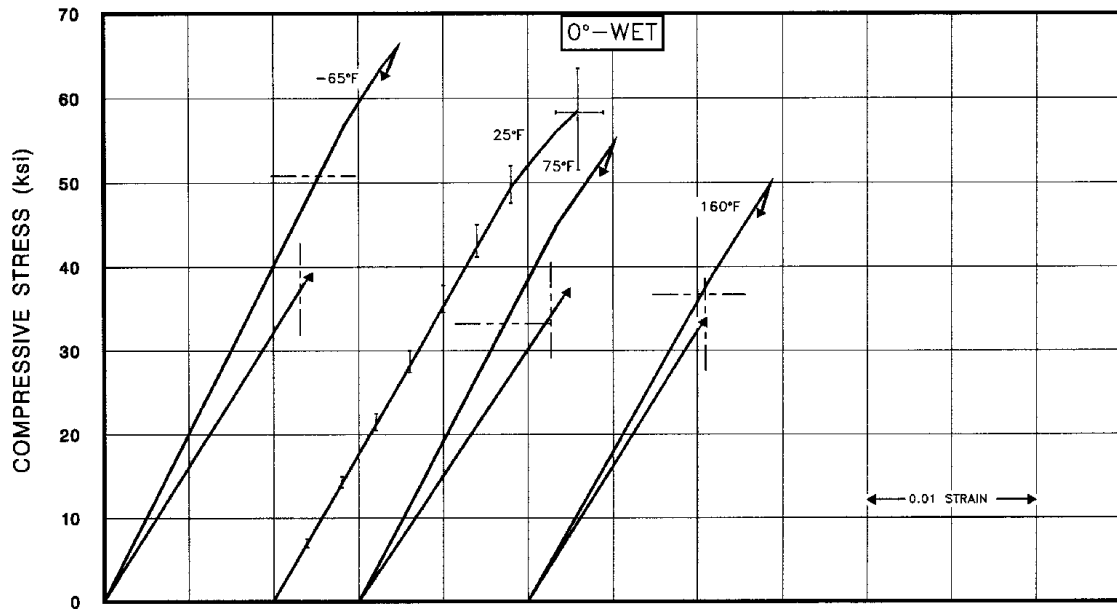
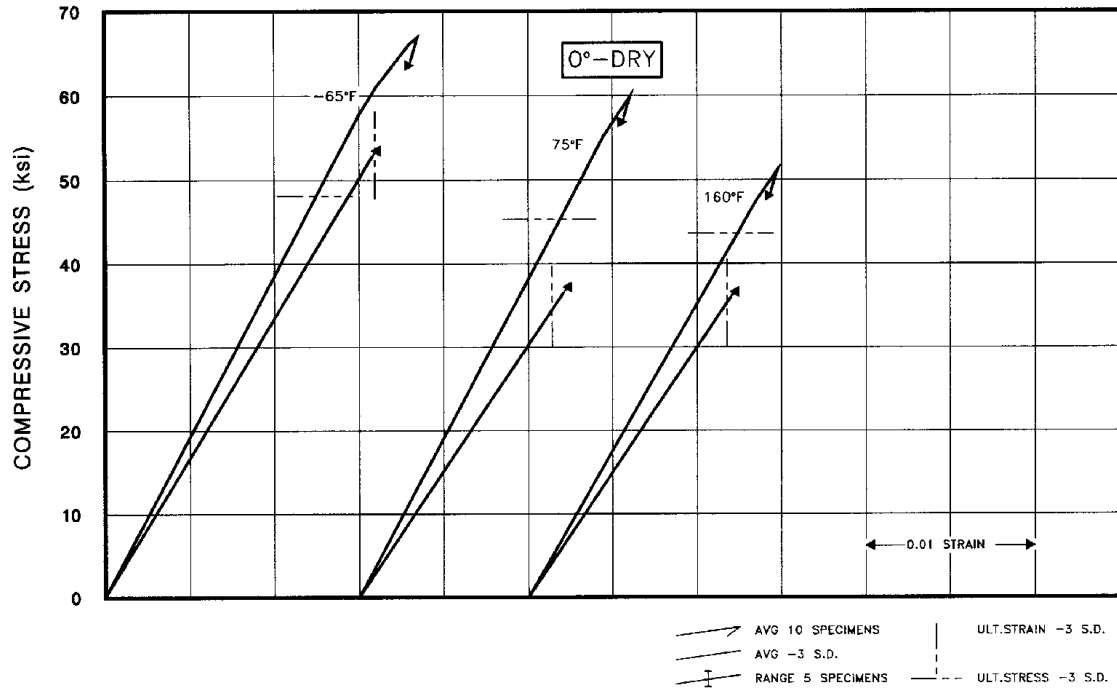


FIGURE A1.40.2(a) Compressive stress-strain for N506-7781 fiberglass phenolic loaded in the 0° direction.

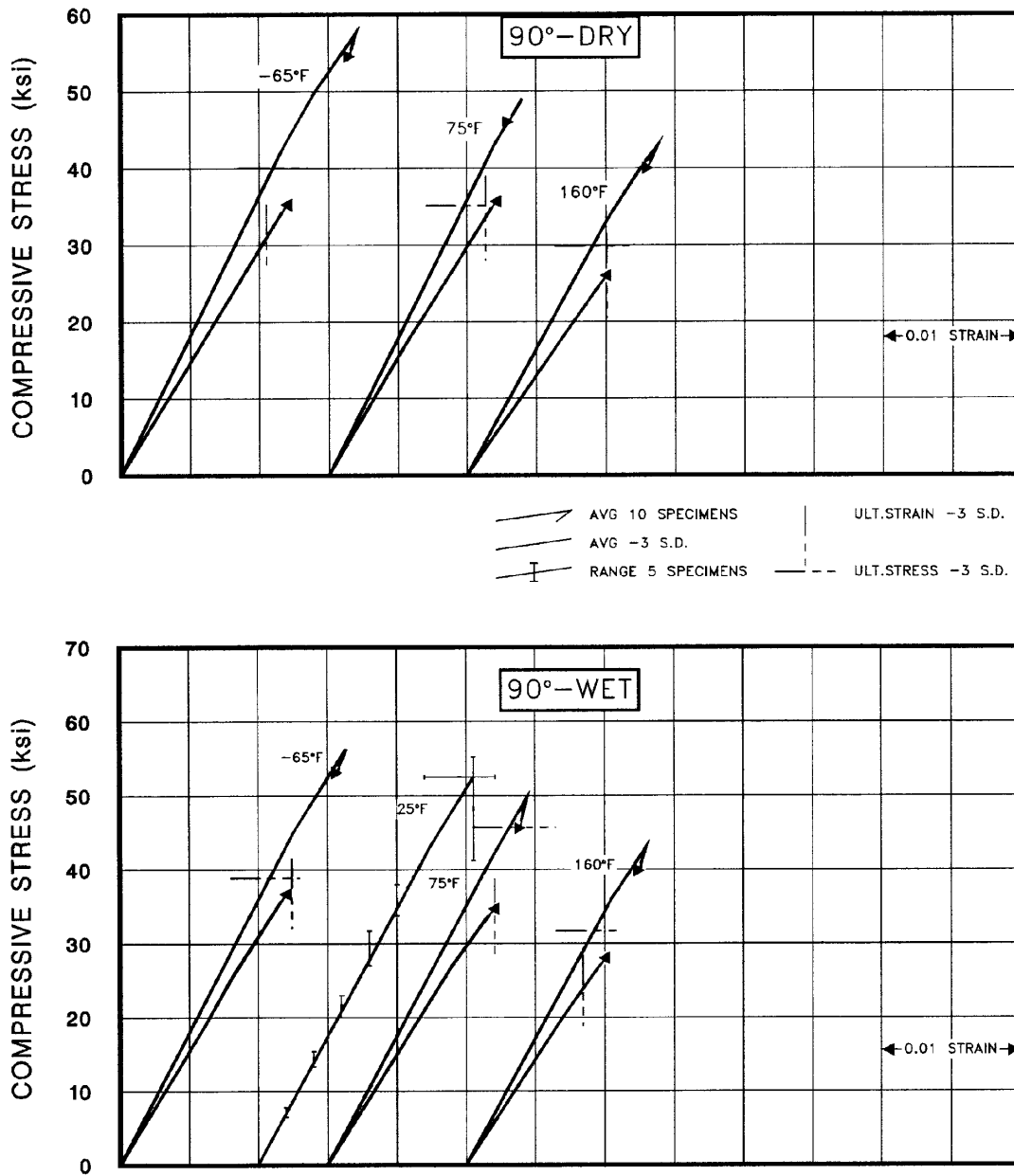


FIGURE A1.40.2(b) Compressive stress-strain for N506/7781 fiberglass phenolic loaded in the 90° direction.

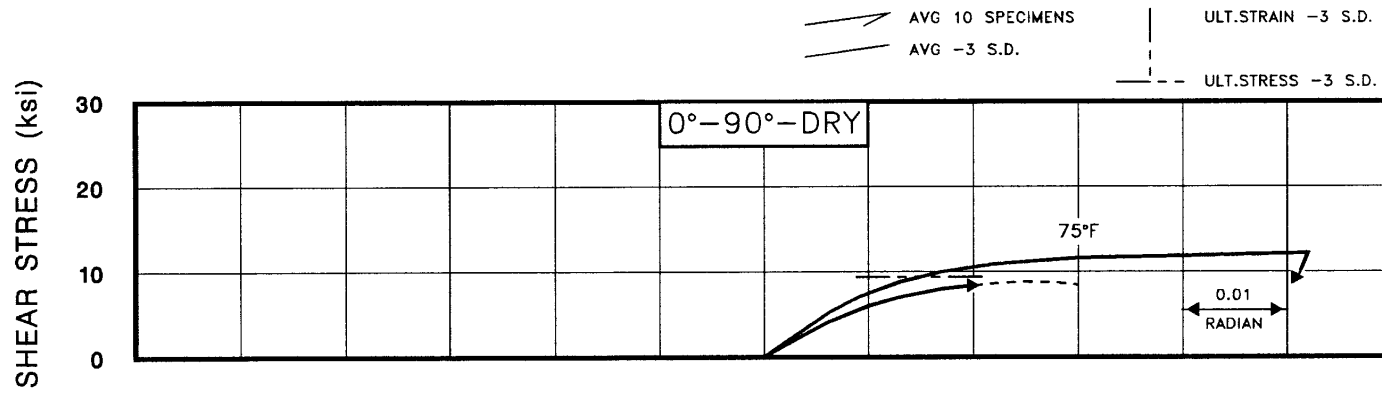
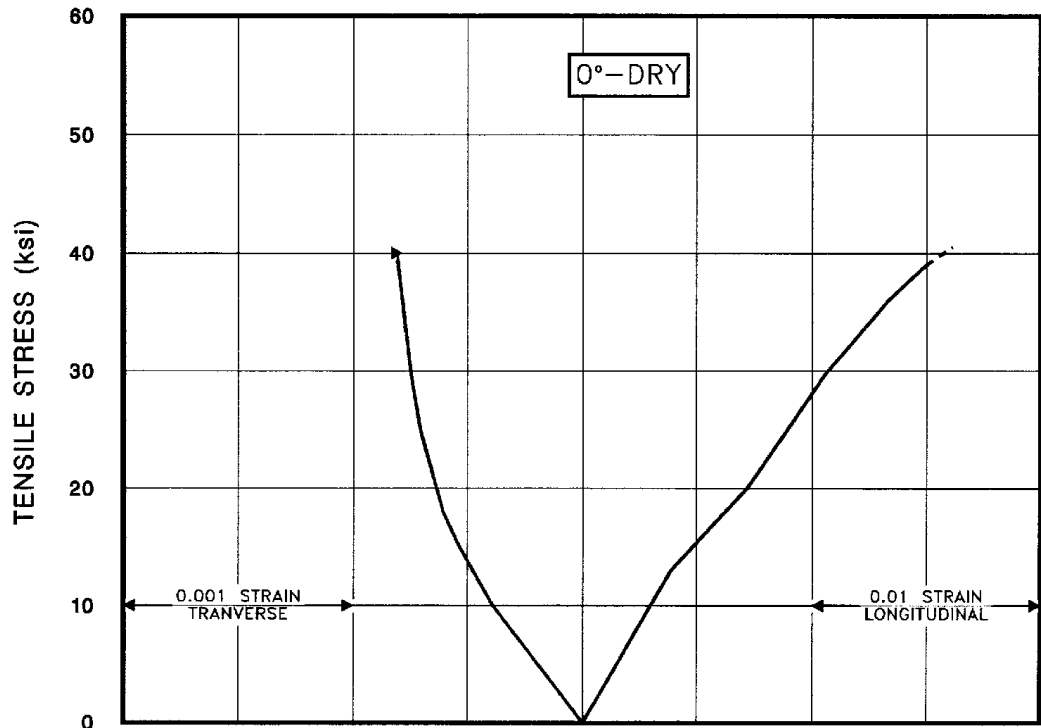


FIGURE A1.40.3 0° - 90° rail shear for N506/7781 fiberglass phenolic.



AVG 5 SPECIMENS

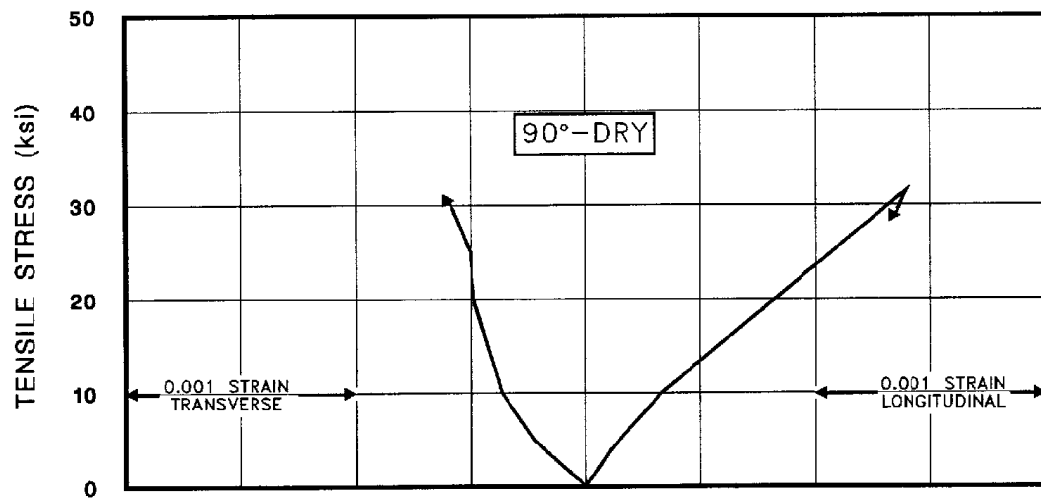


FIGURE A1.40.4 Poisson effects for N506/7781 fiberglass phenolic.

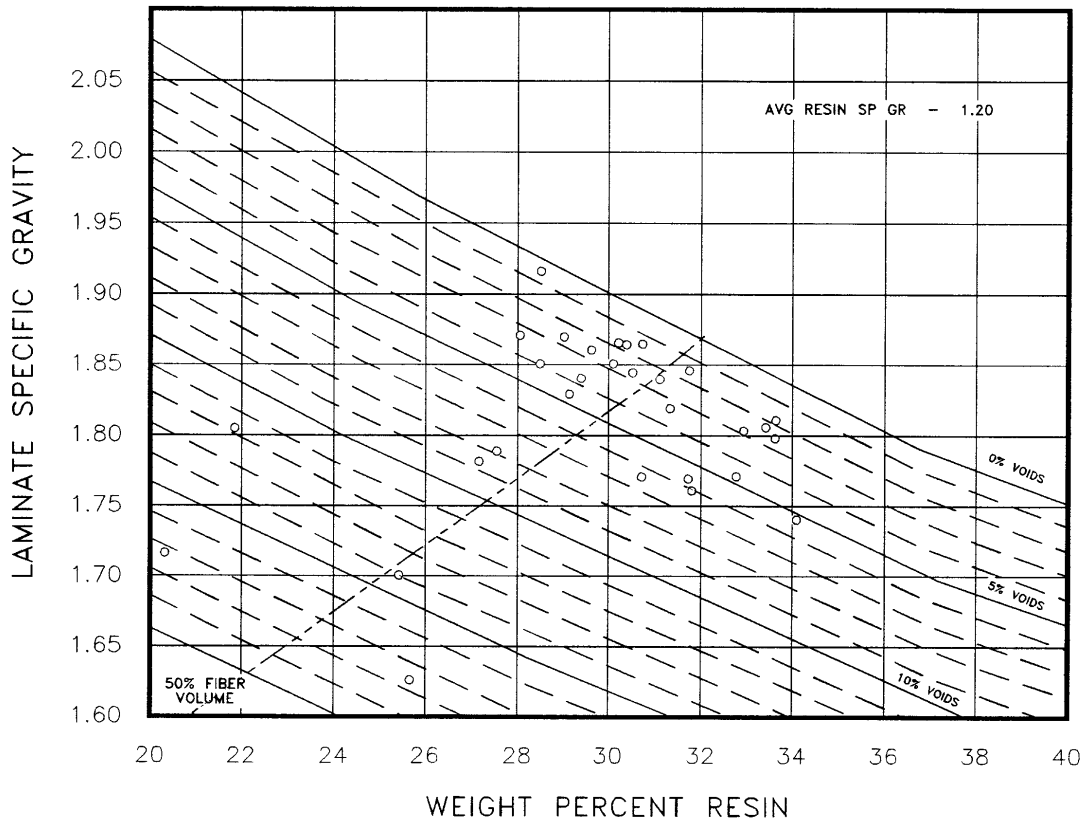


FIGURE A1.40.5 Voids vs. resin content and specific gravity for N506/7781 fiberglass phenolic.

TABLE A1.110 Summary of Mechanical Properties of Narmco 5505 Boron-Epoxy (100%-0° Direction) (Tentative).

Fabrication	Lay-up: Parallel		Vacuum: 2 ins		Pressure: 50 ± 5 psi		Bleedout:		Cure: 1.5hr/ 350°F ± 10°F		Postcure: 2hr/350°F		Plies: 6			
	Physical Properties		Weight Percent Resin:				Avg. Specific Gravity:				Avg. Percent Voids:				Avg. Thickness: 0.005 in/ply	
	Test Methods		Tension: Tab-ended		Compression: Sandwich Beam		Shear:		Flexure: 4 Point Loading		Bearing:		Interlaminar Shear: Short Beam			
	Temperature Condition		-67°F				75°F				260°F				375°F	
		Dry		Wet		Dry		Wet		Dry		Wet		Dry		
		Avg	SD	Avg	SD	Avg	SD	Avg	SD	Avg	SD	Avg	SD	Avg	SD	
Tension																
ultimate stress, ksi	0°	201.1				208.3				191.6				167.3		
	90°	10.5				8.7				6.5				3.3		
ultimate strain, %	0°	6390				6930				6660				6150		
	90°	3250				3710				4970				6920		
proportional limit, ksi	0°	141.8				175.5				140.0				79.5		
	90°															
initial modulus, 10 ⁶ psi	0°	32.0				30.9				29.6				28.6		
	90°															
secondary modulus, 10 ⁶ psi	0°															
	90°															
Compression																
ultimate stress, ksi	0°	482.3				378.0				303.3				143.9		
	90°															
ultimate strain, %	0°	13670				10830				8920				4466		
	90°															
proportional limit, ksi	0°	333.5														
	90°															
initial modulus, 10 ⁶ psi	0°	35.7				34.8				34.6				35.8		
	90°															
Shear																
ultimate stress, ksi	0°-90° ±45°															
Flexure																
		-65°F Dry				75°F Dry				160° Dry						
		Avg	Max	Min		Avg	Max	Min		Avg	Max	Min				
ultimate stress, ksi	0°															
proportional limit, ksi	0°															
initial modulus, 10 ⁶ psi	0°															
Bearing																
ultimate stress, ksi	0°															
stress at 4% elong., ksi	0°															
Interlaminar Shear																
ultimate stress, ksi	0°															

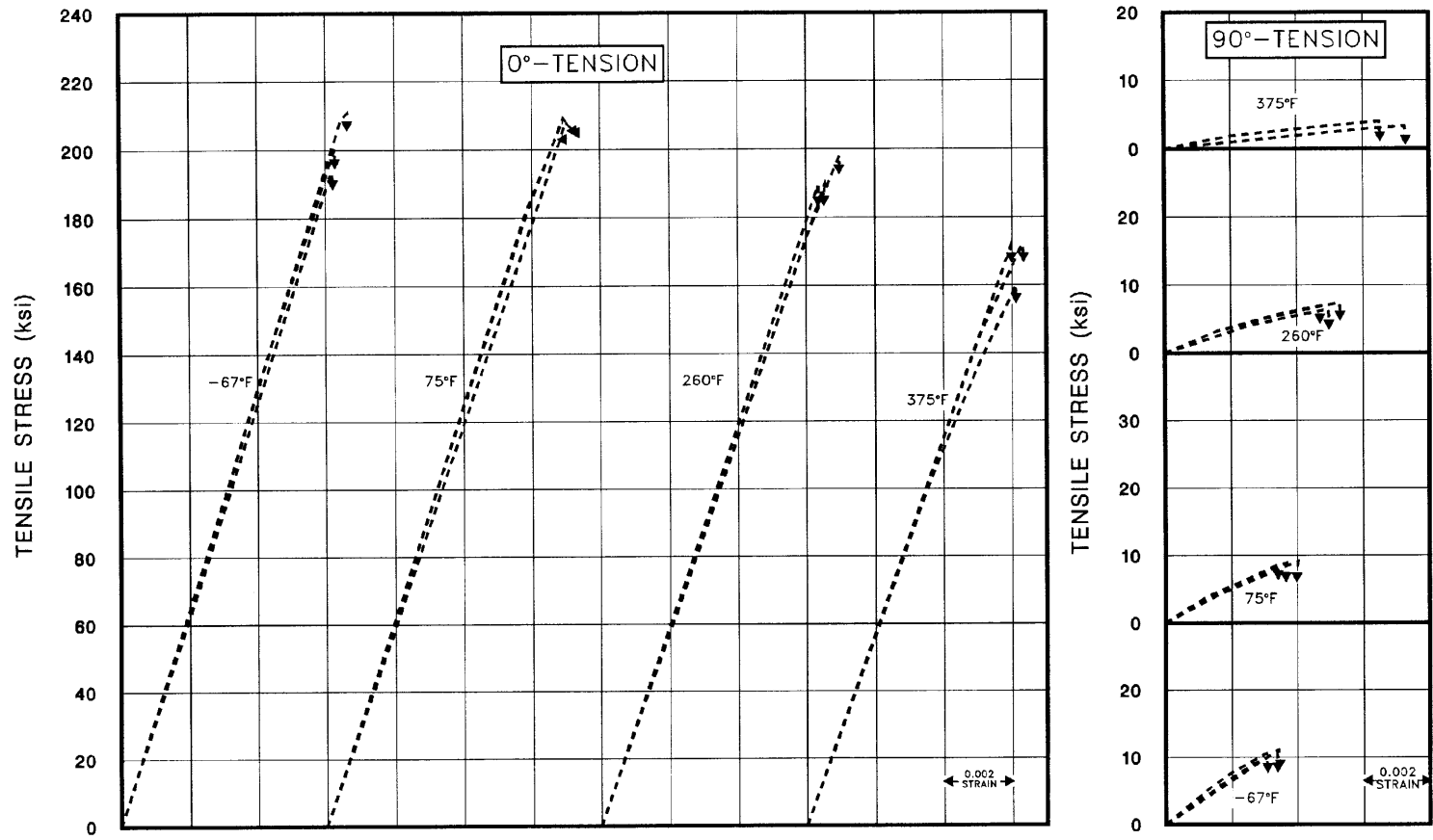


FIGURE A1.110.1 Tensile stress-strain for AVCO 5505 boron/epoxy (100% - 0° orientation/50.3% to 35% fiber volume) loaded in the 0° and 90° directions. Individual tests shown.

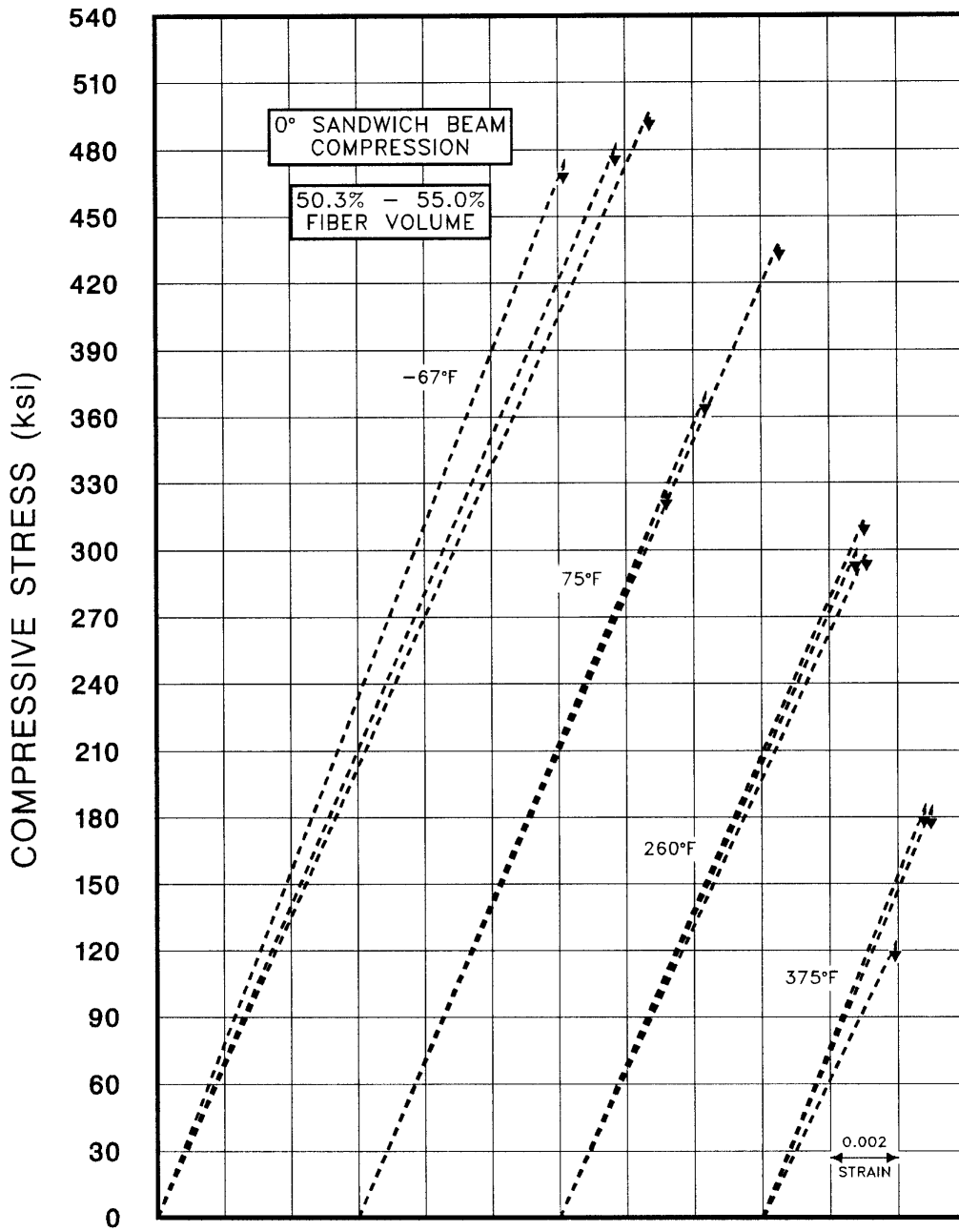


FIGURE A1.110.2 *Compressive stress-strain for AVCO 5505 boron/epoxy (100% - 0° orientation loaded in the 0° direction. Individual tests shown.*

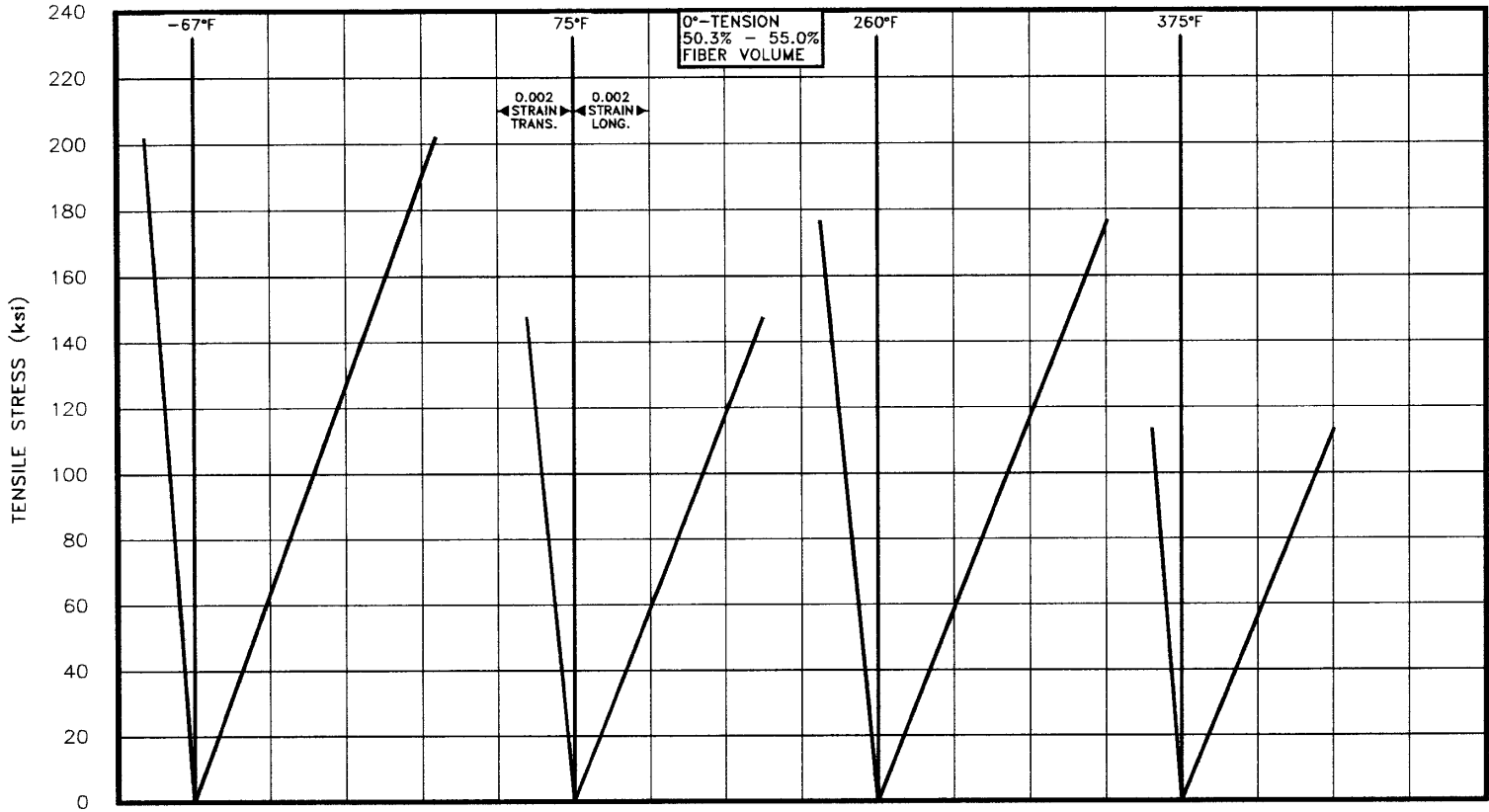


FIGURE A1.110.3 Poisson effects for AVCO 5505 boron/epoxy (100% - 0° direction).

TABLE A1.111 Summary of Mechanical Properties of Narmco 5505 Boron-Epoxy (0°-90° Crossply) (Tentative)

Fabrication	Lay-up: [2(0/90)]S		Vacuum: 2 ins		Pressure: 50 ± 5 psi		Bleedout:		Cure: 1.5hr/ 350°F ± 10°F		Postcure: 2hr/380°F		Plies: 6					
	Weight Percent Resin:				Avg. Specific Gravity:				Avg. Percent Voids:				Avg. Thickness: 0.005 in/ply					
	Tension: Tab-ended		Compression:				Shear: Picture Frame				Flexure:		Bearing:		Interlaminar Shear:			
	-67°F				75°F				260°F				375°F					
Physical Properties	Dry		Wet		Dry		Wet		Dry		Wet		Dry					
	Avg	SD	Avg	SD	Avg	SD	Avg	SD	Avg	SD	Avg	SD	Avg	SD				
Test Methods	Temperature																	
	Condition																	
Tension																		
ultimate stress, ksi	0°	99.9			103.9				98.5				91.9					
	90°	23.6			17.8				11.4				8.1					
ultimate strain, %	0°	5400			5710				5830				5780					
	90°	15850			24470													
proportional limit, ksi	0°	53.0			77.7				48.6				48.6					
	90°																	
initial modulus, 10 ⁶ psi	0°	18.9			18.0				17.5				16.5					
	90°																	
secondary modulus, 10 ⁶ psi	0°																	
	90°																	
Compression																		
ultimate stress, ksi	0°																	
	90°																	
ultimate strain, %	0°																	
	90°																	
proportional limit, ksi	0°																	
	90°																	
initial modulus, 10 ⁶ psi	0°																	
	90°																	
Shear																		
ultimate stress, ksi	0°-90°	19.5			17.3									5.4				
	±45°	65.7			63.7									33.3				
Flexure	-65°F Dry				75°F Dry				160° Dry									
	Avg		Max		Min		Avg		Max		Min		Avg		Max		Min	
	ultimate stress, ksi	0°																
proportional limit, ksi	0°																	
initial modulus, 10 ⁶ psi	0°																	
Bearing																		
ultimate stress, ksi	0°																	
stress at 4% elong., ksi	0°																	
Interlaminar Shear																		
ultimate stress, ksi	0°																	

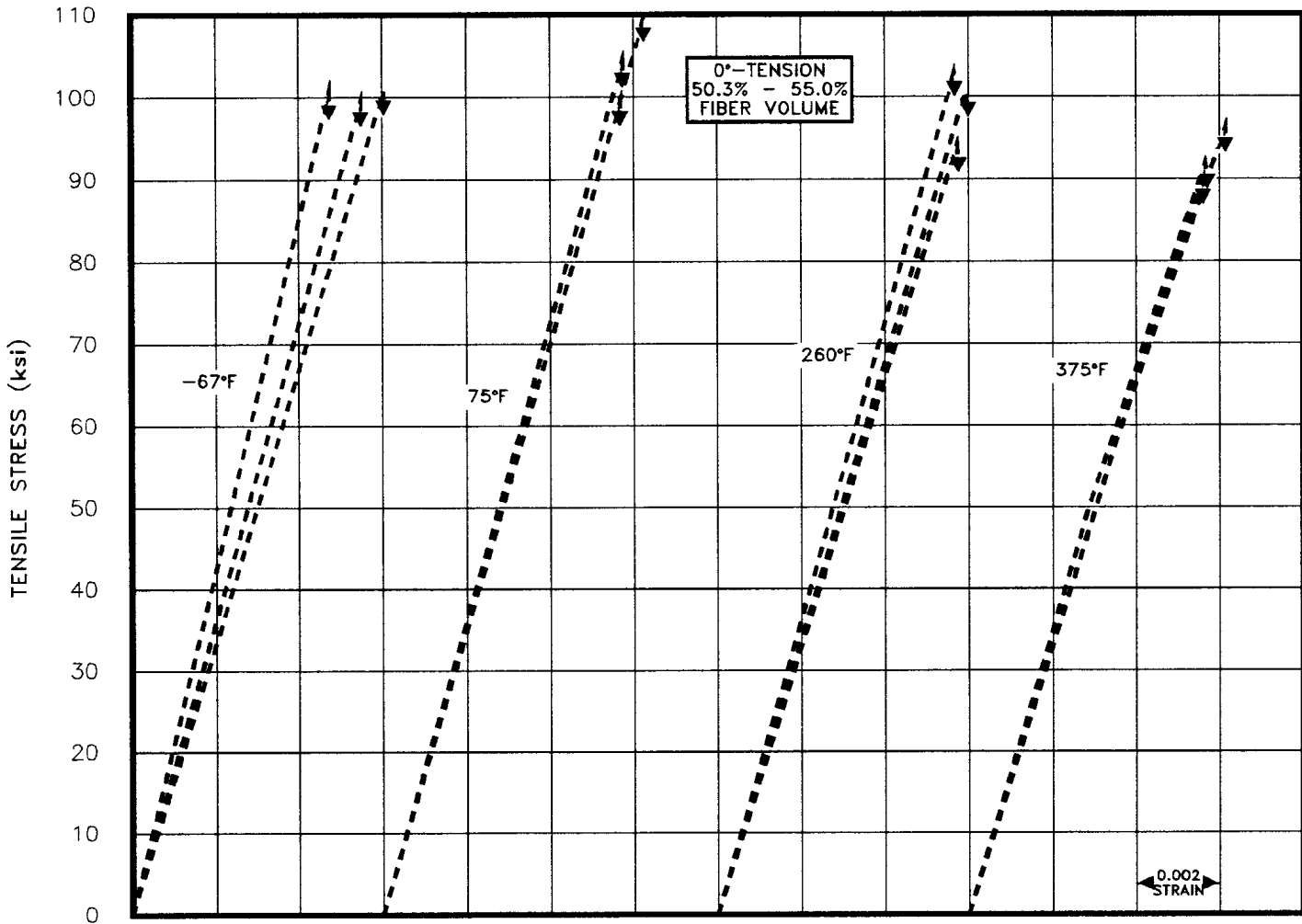


FIGURE A1.111.1(a) Tensile stress-strain for AVCO 5505 boron/epoxy (0° - 90° crossply) loaded in the 0° direction. Individual tests shown.

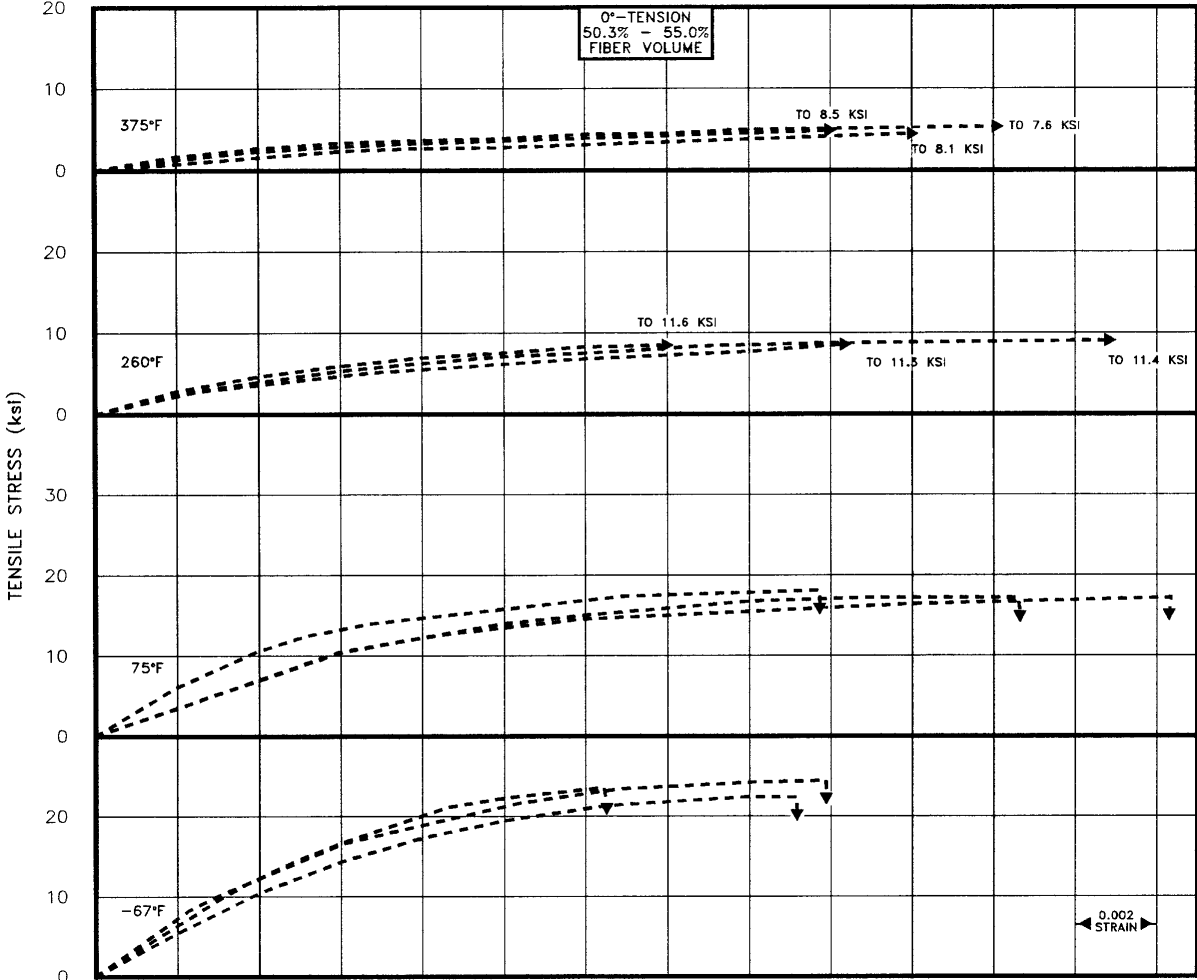


FIGURE A1.111.1(b) Tensile stress-strain for AVCO 5505 boron/epoxy (0° - 90° crossply) loaded in the 45° direction. Individual tests shown.

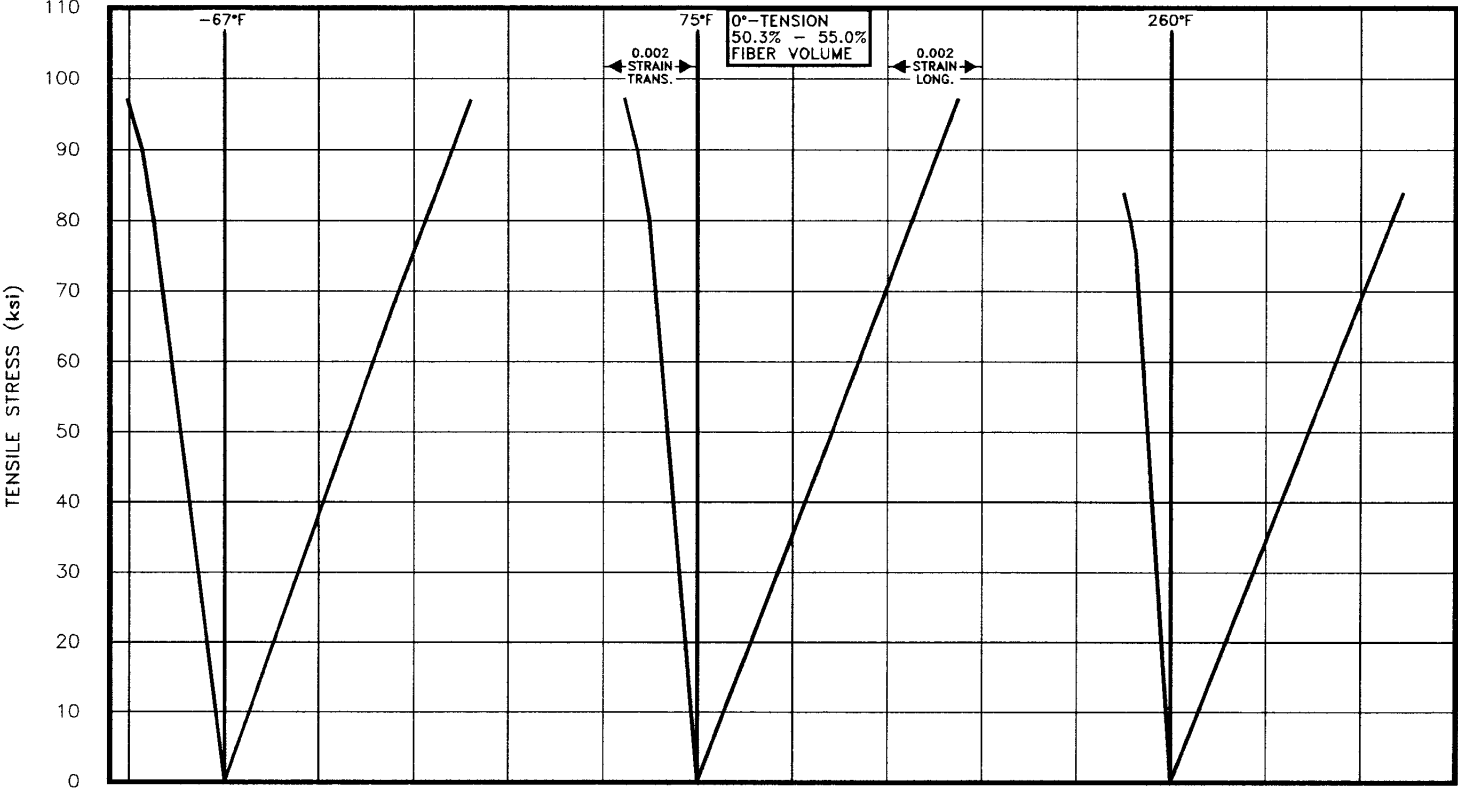


FIGURE A1.111.3 Poisson effects for AVCO 5505 boron/epoxy (0° - 90° crossply).

REFERENCES

- A1.2 S. J. Dastin and others, *Determination of Principal Properties of "E" Fiberglass High Temperature Epoxy Laminates for Aircraft*, Grumman Aircraft Engineering Corporation, DAA21-68-C-0404, August 1969.
- A1.3.4.1(a) ASTM D 638, "Tensile Properties of Plastics," *Annual Book of ASTM Standards*, ASTM, Philadelphia, PA.
- A1.3.4.1(b) P. D. Shockey and others, *Structural Airframe Application of Advanced Composite Materials*, General Dynamics, IIT Research Institute, Texaco Experiment, AFML-TR-69-01, IV, AF 33(615)-5257, October 1969.
- A1.3.4.2 ASTM D 695, "Compressive Properties of Rigid Plastics," *Annual Book of ASTM Standards*, ASTM, Philadelphia, PA.
- A1.3.4.3 K. H. Boller, *A Method to Measure Intralaminar Shear Properties of Composite Laminates*, Forest Products Laboratory, AFML-TR-69-311, March 1970.
- A1.3.4.4 ASTM D 2733-68T, "Interlaminar Shear Strength of Structural Reinforced Plastics at Elevated Temperatures," *Annual Book of ASTM Standards*, ASTM, Philadelphia, PA (canceled January 15, 1986 and replaced by ASTM D 3846).
- A1.3.4.5 ASTM D 790-70, "Flexural Properties of Unreinforced and Reinforced Plastics and Electrical Insulating Materials," *1971 Annual Book of ASTM Standards*, ASTM, Philadelphia, PA, 1971.
- A1.3.4.6 ASTM D 953, "Bearing Strength of Plastics," *Annual Book of ASTM Standards*, ASTM, Philadelphia, PA.
- A1.4.5 G. C. Grimes and G. J. Overby, *Boron Fiber Reinforced/Polymer Matrix Composites - Material Properties*, Southwest Research Institute, January 1970.

INDEX

	<u>PAGE</u>
Abbreviations	Ch 1-22, 23, 28
Acronyms	Ch 1-30
Ambient	Ch 1-7, 10, 30, 31, 34, 48
Bearing	Ch 1-19, 23, 30, 35, 42
Braiding	Ch 1-22, 34, 35, 36, 38, 41, 43
Compression	Ch 1-7, 22, 23, 25, 30, 34, 38, 43, 44
Data	Ch 1-1, 2, 7, 10, 25, 31, 32, 43, 48, 51
Definitions	Ch 1-32
Dry	Ch 1-7, 10, 30, 31, 39, 45, 46, 47
Fiber	Ch 1-2, 3, 7, 10, 12, 16, 17, 18, 19, 20, 21, 22, 25, 28, 32, 34, 35, 37, 39, 40, 41, 43, 44, 45, 46, 47, 48, 50, 51, 52, 53
Glass transition temperature	Ch 1-26, 46, 47
Joint	Ch 1-1, 2, 18, 31, 38
Lamina	Ch 1-2, 21, 22, 28, 29, 30, 40, 43, 53
Laminate	Ch 1-2, 10, 17, 20, 21, 22, 25, 28, 29, 31, 34, 36, 37, 38, 39, 42, 43, 45, 46, 48, 51, 53
Laminate orientation code	Ch 1-20, 21, 38
Lay-up code	Ch 1-20
Matrix	Ch 1-2, 7, 12, 16, 17, 18, 19, 20, 22, 27, 28, 29, 30, 37, 38, 41, 44, 48, 51, 53
Matrix class	Ch 1-37
Moisture content	Ch 1-52
Normalization	Ch 1-46
Notched laminates	Ch 1-12, 16, 17, 18, 19
Processing	Ch 1-34, 44, 46, 47, 48, 49
Symbols	Ch 1-22, 23, 27, 28
Terminology	Ch 1-32
Test Method	Ch 1-41, 49, 50
Units	Ch 1-22, 31, 32, 40, 45, 46, 47, 51
Conversion	Ch 1-32, 33, 34, 50

Material Property Data

Bismaleimide

AS4/5250-3 unidirectional tape	4-280
Astroquartz II/F650 8-harness satin weave fabric.....	10-2
IM7 6k/5250-4 RTM 4-harness satin weave fabric.....	4-292
T-300 3k/F650 unidirectional tape	4-265
T-300 3k/F650 8-harness satin weave fabric	4-270
T-300 3k/F652 8-harness satin weave fabric	4-275
T-650-35 3k/5250-4 plain weave fabric	4-292
T650-35 3k/5250-4 8-harness satin weave.....	4-292

Carbon

AS4 12k/938 unidirectional tape	4-33
AS4 12k/997 unidirectional tape	4-215
AS4 12k/3502 unidirectional tape	4-63
AS4 12k/E7K8 unidirectional tape	4-15
AS4 3k/3501-6 plain weave fabric.....	4-129
AS4 3k/3501-6S 5-harness satin weave fabric	4-138
AS4 3k/3501-6 5-harness satin weave fabric	4-164
AS4 3k/3501-6 5-harness satin weave fabric	4-173
AS4/3501-6 (bleed) unidirectional tape	4-110
AS4/3501-6 (no bleed) unidirectional tape	4-120
AS4 3k/E7K8 plain weave fabric	4-105
AS4 6k/3502-6S 5-harness satin weave fabric	4-144
AS4 6k/PR500 5-harness satin weave fabric.....	4-182
AS4/5250-3 unidirectional tape	4-280
Celion 12k/938 unidirectional tape	4-53
Celion 12k/E7K8 unidirectional tape	4-24
Celion 3000/E7K8 plain weave fabric	4-78
Celion 3000/F670 8-harness satin weave fabric	4-294
HITEX 33 6k/E7K8 plain weave fabric	4-93
HITEX 33 6k/E7K8 unidirectional tape	4-6
IM6 12k/APC-2 unidirectional tape	4-303
IM6 3501-6 unidirectional tape	4-181
IM7 6k/5250-4 RTM 4-harness satin weave fabric.....	4-292
IM7 6k/PR500 4-harness satin weave fabric.....	4-236
IM7 12k/8551-7A unidirectional tape	4-163
IM7 12k/8552 unidirectional tape	4-181
IM7 12k/977-2 unidirectional tape	4-181
IM7 12k/PR381 unidirectional tape	4-236
M55J 6k/954-3 unidirectional tape	4-315
T-300 15k/976 unidirectional tape	4-152
T-300 3k/934 plain weave fabric	4-41
T-300 3k/977-2 8-harness satin weave fabric	4-181
T-300 3k/977-2 plain weave fabric	4-181
T-300 3k/EA9396 8-harness satin weave fabric	4-205

Index

T-300 3k/F650 8-harness satin weave fabric	4-270
T-300 3k/F650 unidirectional tape	4-265
T-300 3k/F652 8-harness satin weave fabric	4-275
T-500 12k/976 unidirectional tape	4-1
T-650-35 3k/5250-4 plain weave fabric	4-292
T650-35 3k/5250-4 8-harness satin weave	4-292
T650-35 3k/976 8-harness satin weave fabric	4-236
T650-35 3k/976 plain weave fabric	4-256
T650-35 12k/976 unidirectional tape	4-227
T700S 12k/3900-2 plain weave fabric	4-244
T800HB 12k/3900-2 unidirectional tape	4-250
Cyanate Ester	
M55J 6k/954-3 unidirectional tape	4-315
Epoxy	
7781G 816/PR381 plain weave fabric	6-29
7781G/EA 9396 8-harness satin weave fabric	6-35
AS4 12k/938 unidirectional tape	4-33
AS4 12k/997 unidirectional tape	4-215
AS4 12k/3502 unidirectional tape	4-63
AS4 12k/E7K8 unidirectional tape	4-15
AS4 3k/3501-6 5-harness satin weave fabric	4-164
AS4 3k/3501-6 5-harness satin weave fabric	4-173
AS4 3k/3501-6 plain weave fabric	4-129
AS4 3k/3501-6S 5-harness satin weave fabric	4-138
AS4 3k/E7K8 plain weave fabric	4-105
AS4/3501-6 (bleed) unidirectional tape	4-110
AS4/3501-6 (no bleed) unidirectional tape	4-120
AS4 6k/3502-6S 5-harness satin weave fabric	4-144
AS4 6k/PR500 5-harness satin weave fabric	4-182
Celion 12k/938 unidirectional tape	4-53
Celion 12k/E7K8 unidirectional tape	4-24
Celion 3000/E7K8 plain weave fabric	4-78
HITEX 33 6k/E7K8 plain weave fabric	4-93
HITEX 33 6k/E7K8 unidirectional tape	4-6
IM6 3501-6 unidirectional tape	4-181
IM7 12k/8551-7A unidirectional tape	4-163
IM7 12k/8552 unidirectional tape	4-181
IM7 12k/977-2 unidirectional tape	4-181
IM7 12k/PR381 unidirectional tape	4-236
IM7 6k/PR500 4-harness satin weave fabric	4-236
S2-449 17k/SP 381 unidirectional tape	6-15
S2-449 43k/SP381 unidirectional tape	6-1
T-300 15k/976 unidirectional tape	4-152
T-300 3k/934 plain weave fabric	4-41
T-300 3k/977-2 8-harness satin weave fabric	4-181
T-300 3k/977-2 plain weave fabric	4-181
T-300 3k/EA9396 8-harness satin weave fabric	4-205
T-500 12k/976 unidirectional tape	4-1

Index

T650-35 3k/976 8-harness satin weave fabric	4-236
T650-35 3k/976 plain weave fabric	4-256
T650-35 12k/976 unidirectional tape	4-227
T700S 12k/3900-2 plain weave fabric.....	4-244
T800HB 12k/3900-2 unidirectional tape.....	4-250
Glass	
7781G 816/PR381 plain weave fabric.....	6-29
7781G/EA 9396 8-harness satin weave fabric.....	6-35
S2-449 43k/SP381 unidirectional tape	6-1
S2-449 17k/SP 381 unidirectional tape	6-15
PEEK	
IM6 12k/APC-2 unidirectional tape	4-303
Polyimide	
Celion 3000/F670 8-harness satin weave fabric	4-294
Quartz	
Astroquartz II/F650 8-harness satin weave fabric.....	10-2

CONCLUDING MATERIAL

Custodians:

Army - MR
Navy - AS
Air Force - 11

Preparing activity:

Army - MR

(Project CMPS-0172)

Review activities:

Army - AR, AT, AV, MI
Navy - SH
Air Force - 13
DLA-IS

STANDARDIZATION DOCUMENT IMPROVEMENT PROPOSAL

INSTRUCTIONS

1. The preparing activity must complete blocks 1, 2, 3, and 8. In block 1, both the document number and revision letter must be given.
2. The submitter of this form must complete blocks 4, 5, 6, and 7.
2. The preparing activity must provide a reply within 30 days from receipt of the form.

NOTE: This form may not be used to request copies of documents, nor to request waivers, or clarification of requirements on current contracts. Comments submitted on this form do not constitute or imply authorization to waive any portion of the referenced document(s) or to amend contractual requirements.

I RECOMMEND A CHANGE:	1. DOCUMENT NUMBER MIL-HDBK-17-2F	2. DOCUMENT DATE (YYYYMMDD) 20020617
3. DOCUMENT TITLE COMPOSITE MATERIALS HANDBOOK - VOLUME 2, Polymer Matrix Composites, Materials Properties		
4. NATURE OF CHANGE <i>(Identify paragraph number and include proposed rewrite, if possible. Attach extra sheets as needed)</i>		
5. REASON FOR RECOMMENDATION		
6. SUBMITTER		
a. NAME (Last, First, Middle Initial)	b. ORGANIZATION	
c. ADDRESS (Include Zip Code)	d. TELEPHONE (Include Area Code) (1) Commercial (2) DSN (If applicable)	7. DATE SUBMITTED (YYYYMMDD)
8. PREPARING ACTIVITY		
a. NAME US Army Research Laboratory Weapons & Materials Research Directorate	b. TELEPHONE (Including Area Code) (1) Commercial (410) 306-0725 (2) DSN 458-0725	
c. ADDRESS (Include Zip Code) ARL/WMRD ATTN: AMSRL-WM-MA Aberdeen Proving Ground, MD 21005-5069	IF YOU DO NOT RECEIVE A REPLY WITHIN 45 DAYS, CONTACT: Defense Standardization Program Office (DLSC-LM) 8725 John J. Kingman Road, Suite 2533, Fort Belvoir, VA 22060-6221 Telephone (703) 767-6888 DSN 427-6888	