

:

· :

—

:

:

:

:

(1)

"(1)

Sandra Taylor

"

:

(2)

"

"

(3)

:

-(1)

-(2)

-(3)

:

:

(2)

—

—

Gross Domestic Product GDP

National

Gross National Product GNP

Information Reserve

“ ”

: (3)

(4) :

(())

()

-
-
-
-
-
-
-
-
-
-
-
-
-
-
-
-
-
-
-

60 1965 20 1990

(5).

*

*

*

*

*

(4

1996 World Science Report

%10

% 85

%3 %2

%0.4

%0.7

%25

4.1 3.7

(6).

0.1

396 1992

%0.8

%6 %94

489

()

:

(8).

:

*

*

*

(9).

:

" "

:

:

-(

-(

-(

-

-(

:

:

:

:

:

-(2)

(10)

(1)

(2)

(3)

(4)

(5)

: :

)

(11)(

(12) :

-(
-(

:

·
-(

· (/)

- : ●

: :

:() :

(14) :

:

(1
- -1
-1
-2
-3

		:	-	-1
-			-	*
	-		-	
	.		-	
	-	:		*
-			-	
	-		-	
		:		*
	-		-	
		:		-1
		: Open University		*
		: University of Air		*
		: University Without Wall		*
	Cooperative Higher Education:			*
	Short cycle higher Education			*
-		:	-	-1
)			-	
			.	-(
		:		-1
			-	
			-	
	.TQM			
		:		(2)
			(15).	
		:		*
			(16) Sunil	

(17) James Saylor

.
 :
 : TQM
 .
 :Quality
 :Management

(18) ERIC
(TOTAL):
(19) Dan Cimpa

(20) :

.
 -
 -
 -
 -
 -
 -
 -
 -
 -
 -
 -

Deming

Deming

Prize

:

-1

-2

-3
-4

-5
-6
-7
-8
-9

-10
-11
-12
-13
-14
-3

.
:

()

-1
-2
-3
-4
-5
-6
-7
-8
-9

-10
-11
-12
-4

:

⁽²¹⁾Likins Peter

Likins

:

*
*

								*
				(-	-)	*
								*
				:				
							:	-
							:	-
							:	-
				:				-5
			(22)	:				
TQM							:	*
				:				
								-1
								-2
								-3
								-4
						-6		-5
						:		*
							:	
						TQM		-1
								-2
								-3
								-4
								-5
				:			:	*
								-1
								-2
								-3
							:	*

			:	:	-6
					-1-6
Dr. Dean)		1986	TQM		
	1994			1991	(Hubbard
		42			200
	24	-	(23)		
-				%6	-
-				%15	
-					
	-				%26
"				:	-2-6
		(24)			
					-
				:	-
					-
					*
					*
The Eurpean Pilot Project For Evaluation :					.3-6
				Quality in Higher education	
		European	commission		
		:			
1995	1994			46	
		18			46
				1995	

:
- -
():
: **TQM** -1
TQM
(26) :
-1
-2
-3
-4
-5
-6
(27) : -2

:
- -
) (-)
(
:
- - - - -
:
-3
Likins Peter

(28)

Likins

-
-
-
-
-
-

Jen and Kai

(1)

(29)

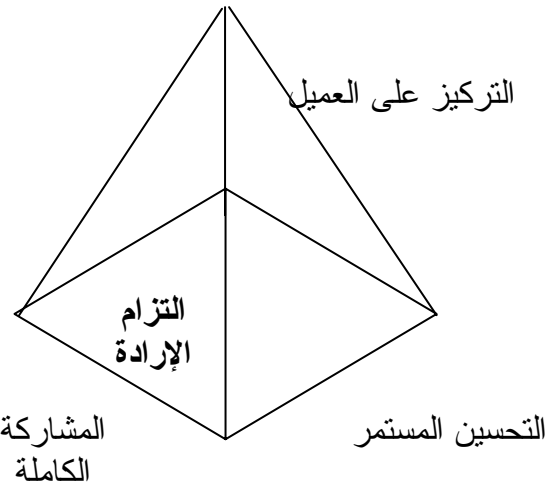
(1)

Deming wheel

Shewat

*

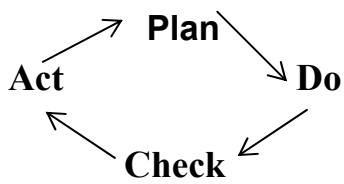
"PD CA"



: (01)

53

:

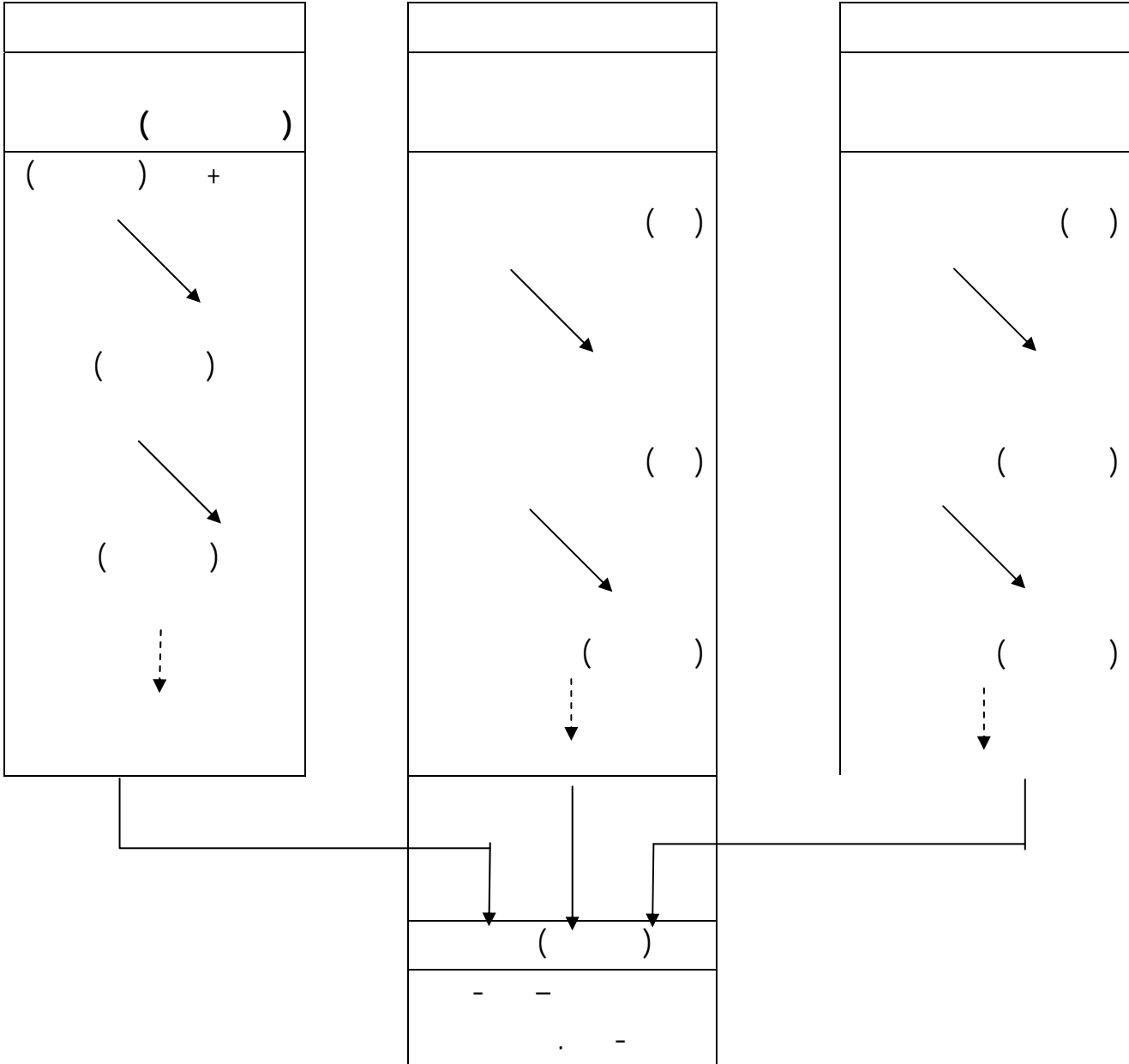


(PDCA) : (02)

- ← Plan
- ← Do
- ← Check
- ← Act

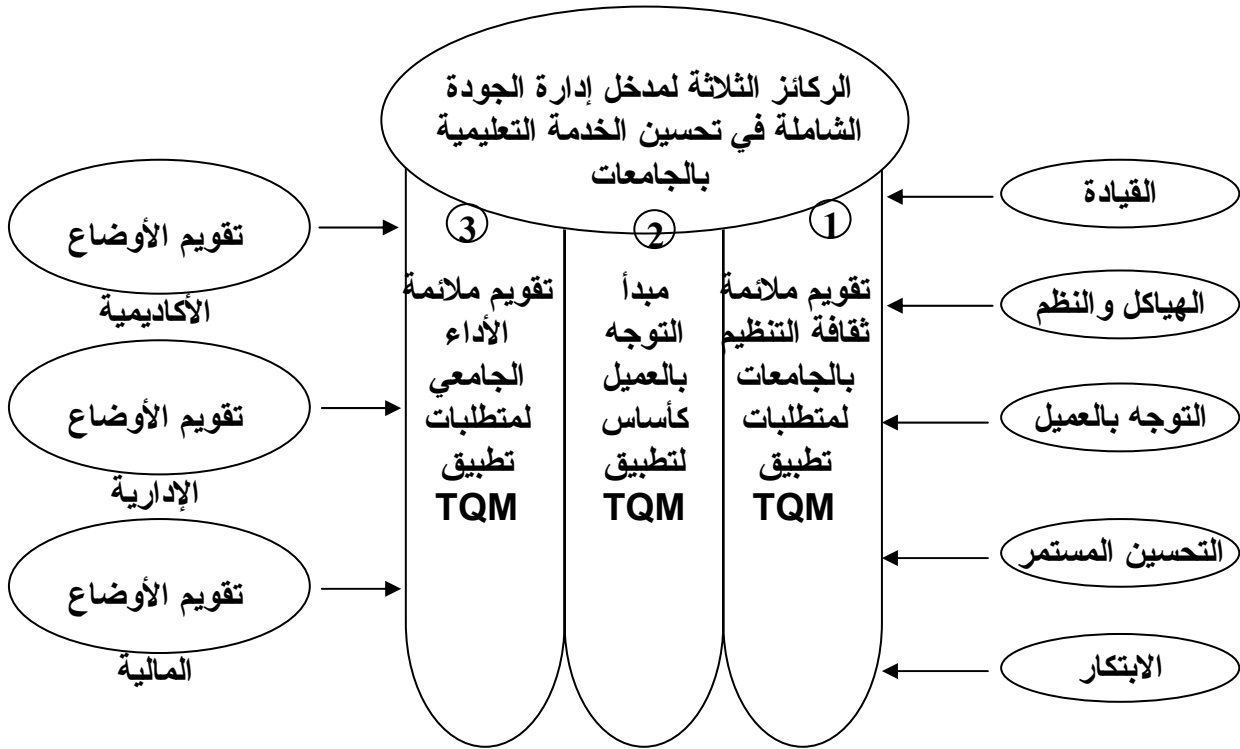
() () :

(30)



- :(3)
372 :

		:	*
		:	*
	(31)		
	()	
(32)	:	:	*
			(
			(
		:	-4
	(33)		-1
	()	-2
			-3
			-4
			-5
			-6
			-7



شكل رقم (04): ركائز تطبيق TQM في الخدمة التعليمية الجامعية

المصدر: صلاح سلام، نفس المرجع والصفحة

TQM

TQM

(34)

-5

(35)

()

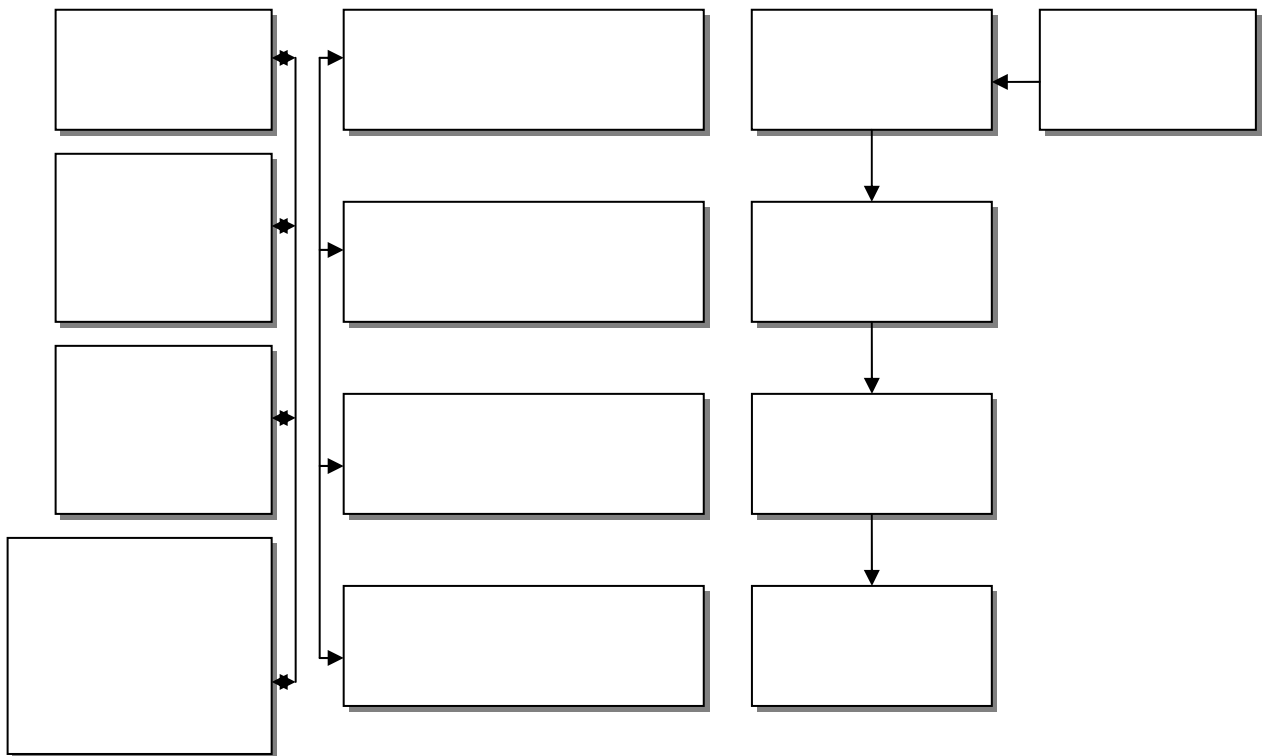
-
-
-
-
-

()

Ben Chmarking

(36)

(37)



:(05)

Global Mission

.(38) (GM)

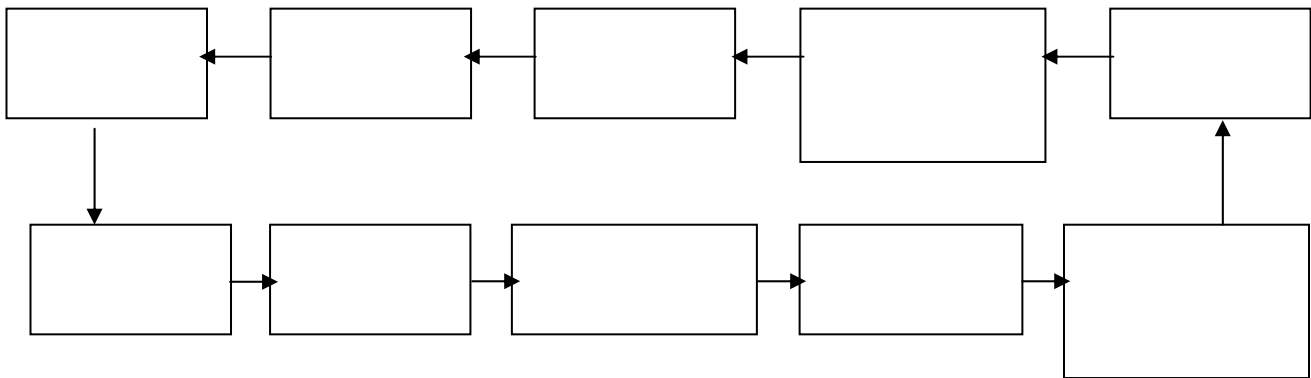
:

(
(

(
(
(

:

(39)



شكل (06) : تطبيق TQM بالجامعات

:

- 1
- 2
- 3
- 4

:

(1):Sandra Taylor,Educational Policy and the Polilices of change,London,and new York,T,J,Press roue Ltd ,1997,P56

.37-36 1997 : (2)

.(42-36) : 2000 : (3)

: : (4)

137-136 2000

.149 : (5)

.158 : (6)

:(7)

.28-27 1997

.22 2002 :(8)

93-90 2002 :(9)

:

Scott,g,Paris and Henry M,wellmanM Global Prospects for Education
Development,Culture and Schooling,(washington:American Psychological
Association,1998,p72

-121 1995 - 24 :(10)

.122

.71 1980 :

:(11)

):

161-140: 1,2,1993

:(13)

Cohn,E,Economics of Education,London,Mas ,Bahinger Publishing Company,1979

80-70: 2000 :(14)

.33-32 2001 :(15)

(16): Babbar Sunil,Applying Total Quality Managment to Education Instruction:A
case Study Fom A us public university,International Journal of public sector
Managment,N°8,N7,1995,p35-55

(17): James H.Saylor,TQM Field Manual,new york :Mcgraw Hill Book co)1992,p6

(18) Eric Sandelands,strategics for Quality Achievment customer service,Management
Decision,No32,n5,1994,pp30-40

(19): Dan cimpa,Total quality:A user's Guide for Implemetation (M,A:Addison-
wesley Publishing company),1992,p:10

.34-33 :(20)

:(21)

.60-54 1996

):

.545-543:

):

.213-212: (

.549 :(24)

:(25)

.133-132

:
(1)

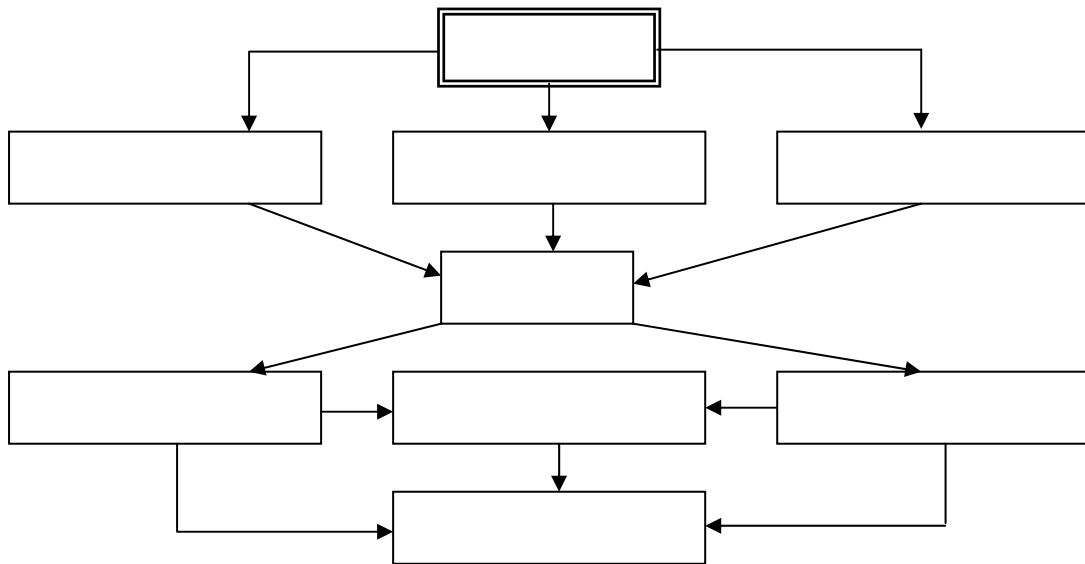
	1996			1991	
1.5	12.4	380.000	15.8	359.000	
8.4	82.4	2.536.000	78.6	1.792.00	
4.3	3.8	118.000	4.3	97.000	
8.6	1.4	43.000	1.3	30.000	
7.0	100.0	3.077.000	100.0	2.278.000	

UNESCO world Science Report,1998:

(2)

	1996	1990
%74	539	398
%66	175	116

:
(4)



:

Rao Ashok and other, Total Quality Management: A Cross Functional Perspective, New York: John Wiley, 1996, p:93